


1. Photographs of Conducted Emissions Test Configuration

Front view



Side view



Under table view



2. Photographs of Radiated Emissions Test Configuration


For radiated emissions 30MHz~1GHz

Adapter Mode


Front view




Rear view



USB Mode




Front view




Rear view

For radiated emissions above 1GHz

Front view



Rear view



————THE END————