

Annex 1: Diagramms to
PARTIAL TEST REPORT
 No.: 2-20842790-15-10c

According to:
FCC Regulations
 Part 15.209
 Part 15.247

IC-Regulations
 RSS-Gen, Issue 4
 RSS-247, Issue 1

for

Datalogic ADC S.r.l.

JOYA TOUCH
 Type: P00AN04HL0GT0W7-GRR

FCC-ID: U4GJNGWB
 IC: 3862E-JNGWB
 PMN: JOYA TOUCH
 HVIN: JNG P GUN







Laboratory Accreditation and Listings			
 Deutsche Akkreditierungsstelle D-PL-12047-01-01	 FEDERAL COMMUNICATIONS COMMISSION • USA • MRA US-EU 0003	 Industry Canada Reg. No.: 3462D-1 Reg. No.: 3462D-2 Reg. No.: 3462D-3	 Voluntary Controls for Electromagnetic Emissions Reg. No.: R-2666 C-2914, T-1967, G-301
 WiFi ALLIANCE AUTHORIZED RF LABORATORY	 ctia Authorized Test Lab Lab Code: 20011130-00		
accredited according to DIN EN ISO/IEC 17025			
<p align="center"> CETECOM GmbH Laboratory Radio Communications & Electromagnetic Compatibility Im Teelbruch 116 • 45219 Essen • Germany Registered in Essen, Germany, Reg. No.: HRB Essen 8984 Tel.: + 49 (0) 20 54 / 95 19-954 • Fax: + 49 (0) 20 54 / 95 19-964 E-mail: info@cetecom.com • Internet: www.cetecom.com </p>			

Table of contents

1. MAXIMUM PEAK CONDUCTED OUTPUT POWER	3
1.1. Bluetooth BR / EDR Mode.....	3
1.2. Bluetooth LE Mode	3
2. RADIATED MAGNETIC FIELD STRENGTHS MEASUREMENTS (9KHZ TO 30MHZ)	4
3. RADIATED FIELD STRENGTHS MEASUREMENTS (30MHZ TO 1GHZ)	7
4. RADIATED FIELD STRENGTH MEASUREMENTS (1GHZ TO 25 GHZ)	13
5. RADIATED BAND-EDGE MEASUREMENTS ACCORD. §15.209 & §15.205	22
5.1. Channel 0 BR-Mode (left band edge).....	22
5.2. Channel 78 BR-Mode (right band edge).....	23
5.3. Channel 0 EDR-Mode (left band edge)	24
5.4. Channel 78 EDR-Mode (right band edge)	25
5.5. Channel 0 LE-Mode (left band edge)	26
5.6. Channel 39 LE-Mode (right band edge)	27

1. Maximum Peak Conducted Output Power

1.1. Bluetooth BR / EDR Mode

							SW-Settings within BlueTest3 application			
	Channel no.		00	39	78	BT Mode	Modulation	PWR-Setting:	Packet	Ant. Gain
	Channel frequency		2402 MHz	2441 MHz	2480 MHz		GFSK 1Mbps	255, 63	Default	0,50 dBi
Data Rate	Modulation						8DPK 3Mbps	255,127	Type: 31 Length: 1021	
1 Mbps	GFSK		4,59	7,17	8,25	BR Mode				
3 Mbps	8 DPSK		-2,45	1,21	2,48	EDR Mode				
Maximum measured Conducted Value:			8,25 dBm	6,68 mW						
Maximum e.i.r.p. value			8,75 dBm	7,50 mW						
Limit:			21 dBm	125 mW						

Remarks:s

- 1.) The maximum measured conducted power values among each mode are highlighted.

1.2. Bluetooth LE Mode

							SW-Settings within BlueTest3 application				
	Channel no.		37	0	17	39	BT Mode	Modulation	PWR-Setting:	Packet	Ant. Gain
	Channel frequency		2402 MHz	2404 MHz	2440 MHz	2480 MHz		GFSK 1Mbps	Default	Length: 37 Pattern: 0	0,50 dBi
Data Rate	Modulation										
1 Mbps	GFSK		5,92	2,01	5,39	5,98	LE Mode				
Maximum measured Conducted Value:			5,98 dBm	3,96 mW							
Maximum e.i.r.p. value			6,48 dBm	4,44 mW							
Limit:			21 dBm	125 mW							

Remarks:

- 1.) The maximum measured conducted power values among each mode are highlighted.

2. Radiated magnetic field strengths measurements (9kHz to 30MHz)

Diagram No. 2.04_Bluetooth_BR(GFSK; 1Mbps)_Ch 78

Common Information

Test description:	Magnetic Field Strength Measurement related to 30/300 m distance
Test site and distance:	Ref.-Nr. 441 Semi Anechoic Room (SAR) with 3 m measurement distance
Version of Testsoftware:	EMC32 V9.25.0
Distance correction:	used accord. table, pls. see test report
Technical Data:	Please see page 2 for detailed data of measurement setup
Rec. antenna (pre-scan):	height 1.00 m, parallel and 90° to EUT polarisation
Used filter:	bypass
Test specification:	FCC 15.205 § 15.209; RSS-Gen: Issue 4
Operator:	ASe
Operating conditions:	TX-on Continuous
Operating Mode:	Bluetooth BR:GFSK(1Mbps) Ch 78 Max. Power

EUT Information

Manufacturer:	Datalogic ADCL S.r.l.
MODEL:	JOYA TOUCH
EuT Type:	P00AN04HLOGT0W7-GRR
P/N:	911350013
S/N:	Z16P00015
HW Version:	Beta HW Version
SW Version:	WEC7
Firmware Version:	2.16
Input:	Fully Charged Internal Battery

Full Spectrum

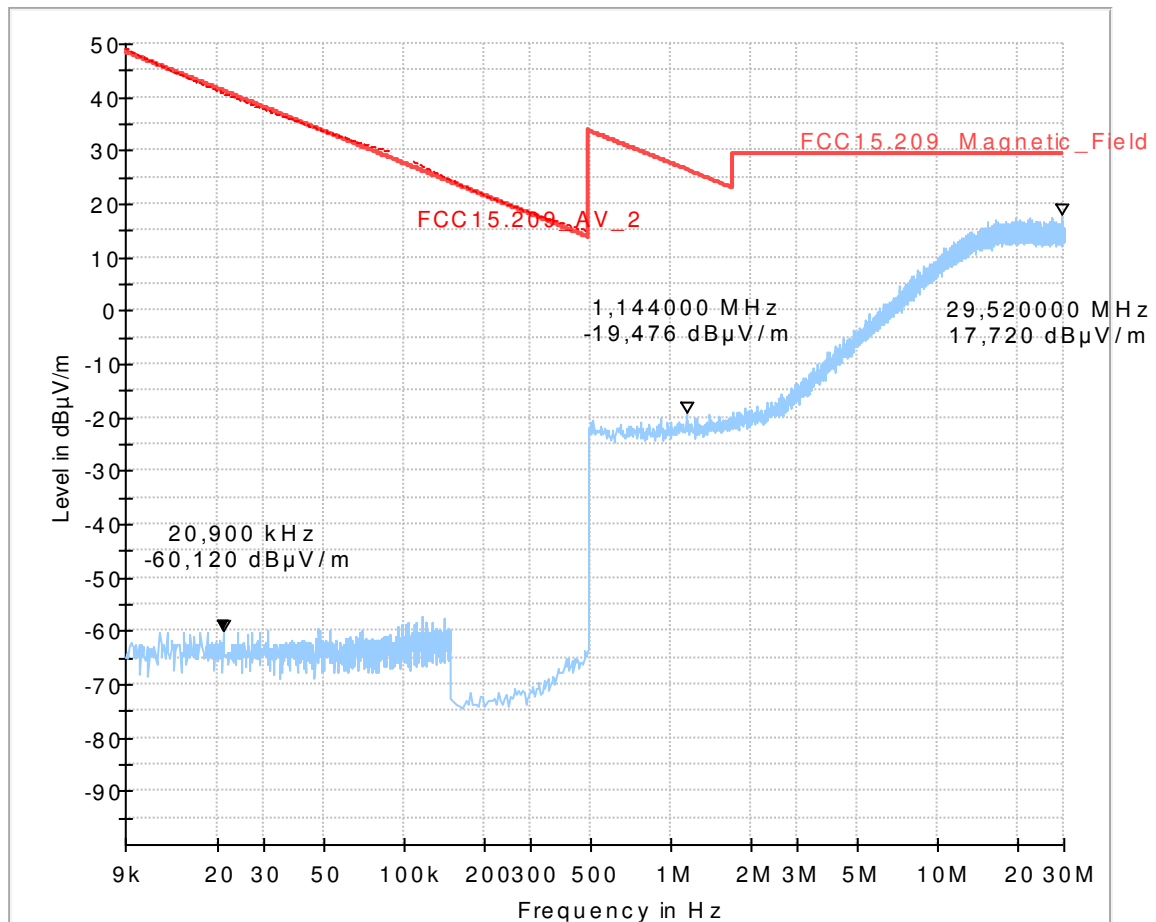


Diagram No. 2.05_Bluetooth_EDR(8DPSK; 3Mbps)_Ch 78

Common Information

Test description:	Magnetic Field Strength Measurement related to 30/300 m distance
Test site and distance:	Ref.-Nr. 441 Semi Anechoic Room (SAR) with 3 m measurement distance
Version of Testsoftware:	EMC32 V9.25.0
Distance correction:	used accord. table, pls. see test report
Technical Data:	Please see page 2 for detailed data of measurement setup
Rec. antenna (pre-scan):	height 1.00 m, parallel and 90° to EUT polarisation
Used filter:	bypass
Test specification:	FCC 15.205 § 15.209; RSS-Gen: Issue 4
Operator:	APh
Operating conditions:	TX-on Continuous
Operating Mode:	Bluetooth EDR:8DPSK(3Mbps) Ch 78 Max. Power

EUT Information

Manufacturer:	Datalogic ADCL S.r.l.
MODEL:	JOYA TOUCH
EuT Type:	P00AN04HLOGT0W7-GRR
P/N:	911350013
S/N:	Z16P00015
HW Version:	Beta HW Version
SW Version:	WEC7
Firmware Version:	2.16
Input:	Fully Charged Internal Battery

Full Spectrum

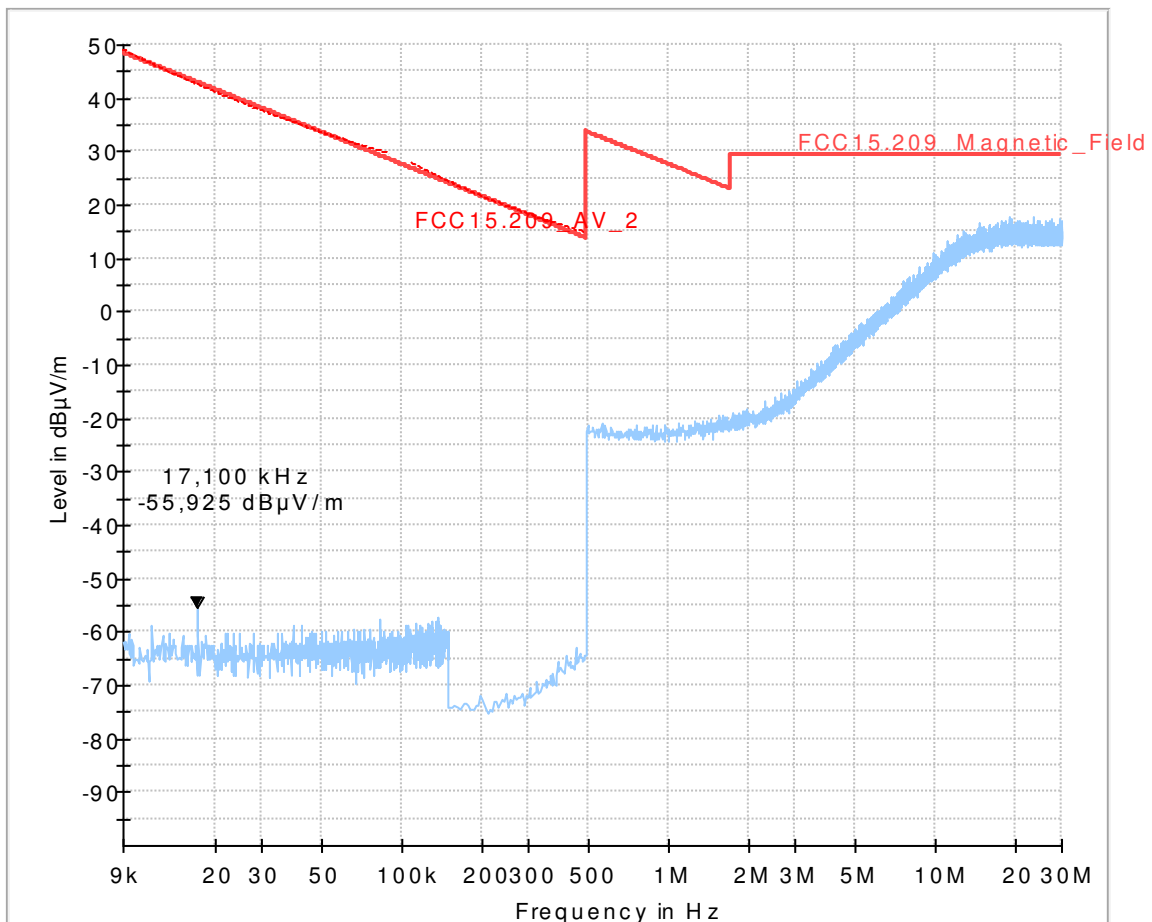


Diagram No. 2.06_Bluetooth_LE(GFSK; 1Mbps)_Ch 39

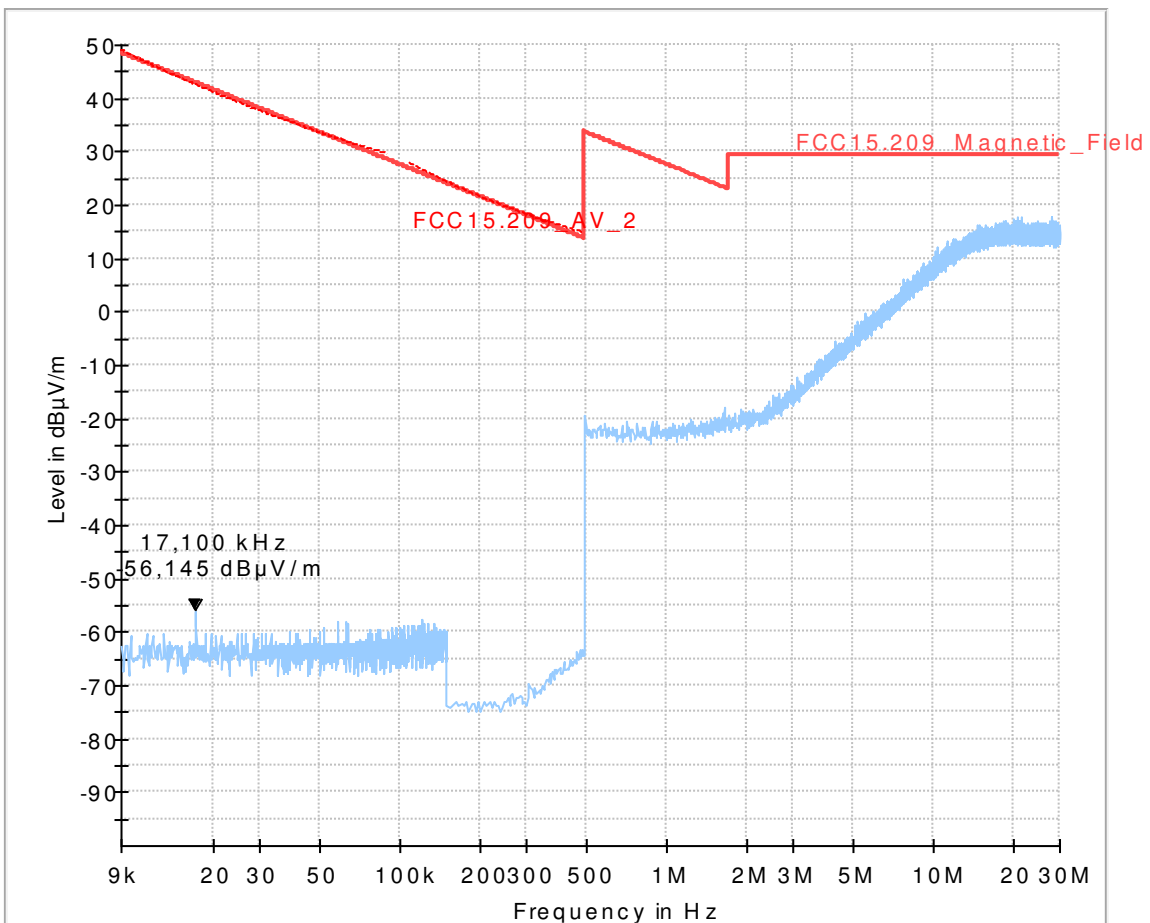
Common Information

Test description:	Magnetic Field Strength Measurement related to 30/300 m distance
Test site and distance:	Ref.-Nr. 441 Semi Anechoic Room (SAR) with 3 m measurement distance
Version of Testsoftware:	EMC32 V9.25.0
Distance correction:	used accord. table, pls. see test report
Technical Data:	Please see page 2 for detailed data of measurement setup
Rec. antenna (pre-scan):	height 1.00 m, parallel and 90° to EUT polarisation
Used filter:	bypass
Test specification:	FCC 15.205 § 15.209; RSS-Gen: Issue 4
Operator:	APh
Operating conditions:	TX-on Continuous
Operating Mode:	Bluetooth LE:GFSK(1Mbps) Ch 39 Max. Power

EUT Information

Manufacturer:	Datalogic ADCL S.r.l.
MODEL:	JOYA TOUCH
EuT Type:	P00AN04HL0GT0W7-GRR
P/N:	911350013
S/N:	Z16P00015
HW Version:	Beta HW Version
SW Version:	WEC7
Firmware Version:	2.16
Input:	Fully Charged Internal Battery

Full Spectrum



3. Radiated field strengths measurements (30MHz to 1GHz)

Diagram No. 3.04_Bluetooth_BR(GFSK; 1Mbps)_Ch 78

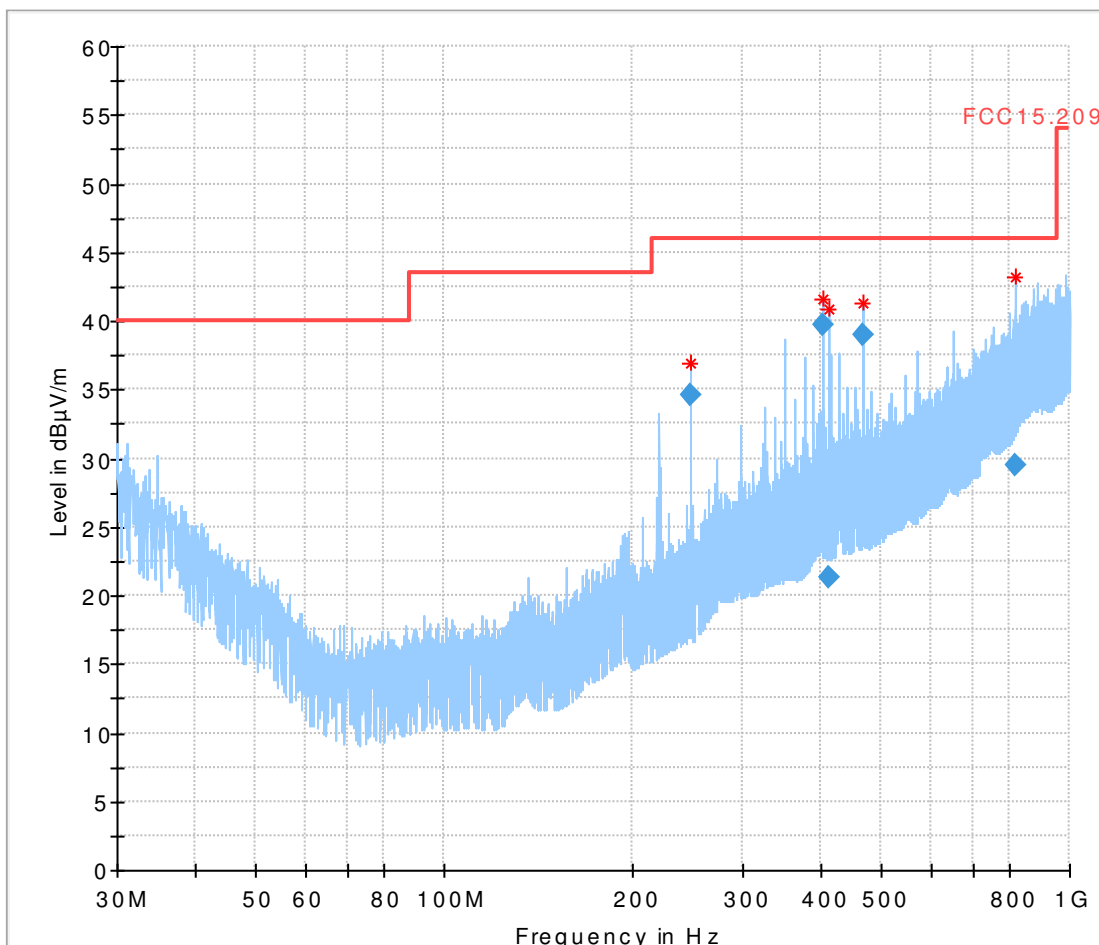
Common Information

Test description:	Electric Field Strength Measurement
Test site and distance:	Ref.-Nr. 441 Semi Anechoic Room (SAR) with 3 m measurement distance
Version of Testsoftware:	EMC32 V9.25.0
Distance correction:	not used
Technical Data:	Please see page 2 for detailed data of measurement setup
Rec. antenna (pre-scan):	height 1.00 m, parallel and 90° to EUT polarisation
Used filter:	TP NLP-1200
Test specification:	FCC 15.205 § 15.209; RSS-Gen: Issue 4
Operator:	APh
Operating conditions:	TX-on Continuous
Operating Mode:	Bluetooth BR:GFSK(1Mbps) Ch 78 Max. Power

EUT Information

Manufacturer:	Datalogic ADCL S.r.l.
MODEL:	JOYA TOUCH
EuT Type:	P00AN04HLOGT0W7-GRR
P/N:	911350013
S/N:	Z16P00015
HW Version:	Beta HW Version
SW Version:	WEC7
Firmware Version:	2.16
Input:	Fully Charged Internal Battery

Full Spectrum



Final Result

Frequency (MHz)	QuasiPeak (dB μ V/m)	Limit (dB μ V/m)	Margin (dB)	Meas. Time (ms)	Bandwidth (kHz)	Height (cm)	Pol	Azimuth (deg)	Elevation (deg)	Corr. (dB)
247.000000	34.54	46.00	11.46	1000.0	120.000	109.0	H	86.0	90.0	13.2
402.980000	39.76	46.00	6.24	1000.0	120.000	134.0	V	323.0	0.0	18.7
410.870000	21.35	46.00	24.65	1000.0	120.000	191.0	H	108.0	0.0	18.6
467.990000	39.01	46.00	6.99	1000.0	120.000	109.0	V	61.0	0.0	19.7
819.950000	29.50	46.00	16.50	1000.0	120.000	360.0	V	359.0	90.0	25.7

Diagram No. 3.05_Bluetooth_EDR(8DPSK; 3Mbps)_Ch 78

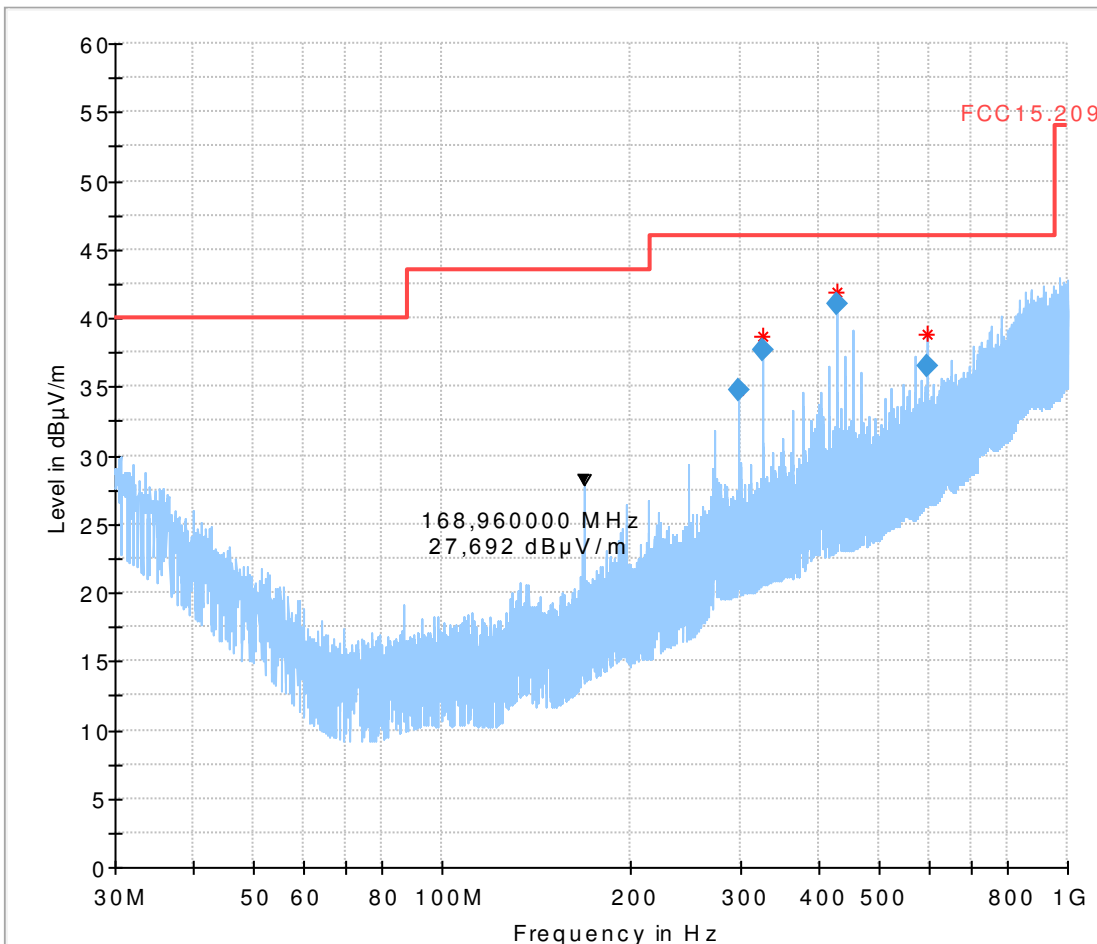
Common Information

Test description:	Electric Field Strength Measurement
Test site and distance:	Ref.-Nr. 441 Semi Anechoic Room (SAR) with 3 m measurement distance
Version of Testsoftware:	EMC32 V9.25.0
Distance correction:	not used
Technical Data:	Please see page 2 for detailed data of measurement setup
Rec. antenna (pre-scan):	height 1.00 m, parallel and 90° to EUT polarisation
Used filter:	TP NLP-1200
Test specification:	FCC 15.205 § 15.209; RSS-Gen: Issue 4
Operator:	APh
Operating conditions:	TX-on Continuous
Operating Mode:	Bluetooth EDR:8DPSK(3Mbps) Ch 78 Max. Power

EUT Information

Manufacturer:	Datalogic ADCL S.r.l.
MODEL:	JOYA TOUCH
EuT Type:	P00AN04HLOGT0W7-GRR
P/N:	911350013
S/N:	Z16P00015
HW Version:	Beta HW Version
SW Version:	WEC7
Firmware Version:	2.16
Input:	Fully Charged Internal Battery

Full Spectrum



Final_Result

Frequency (MHz)	QuasiPeak (dB μ V/m)	Limit (dB μ V/m)	Margin (dB)	Meas. Time (ms)	Bandwidth (kHz)	Height (cm)	Pol	Azimuth (deg)	Elevation (deg)	Corr. (dB)
299.000000	34.77	46.00	11.23	1000.0	120.000	105.0	H	115.0	90.0	15.2
324.990000	37.66	46.00	8.34	1000.0	120.000	145.0	V	56.0	90.0	16.2
428.980000	41.04	46.00	4.96	1000.0	120.000	105.0	V	123.0	90.0	19.3
598.010000	36.46	46.00	9.54	1000.0	120.000	153.0	V	174.0	0.0	22.5

Diagram No. 3.06_Bluetooth_LE(GFSK; 1Mbps)_Ch 39

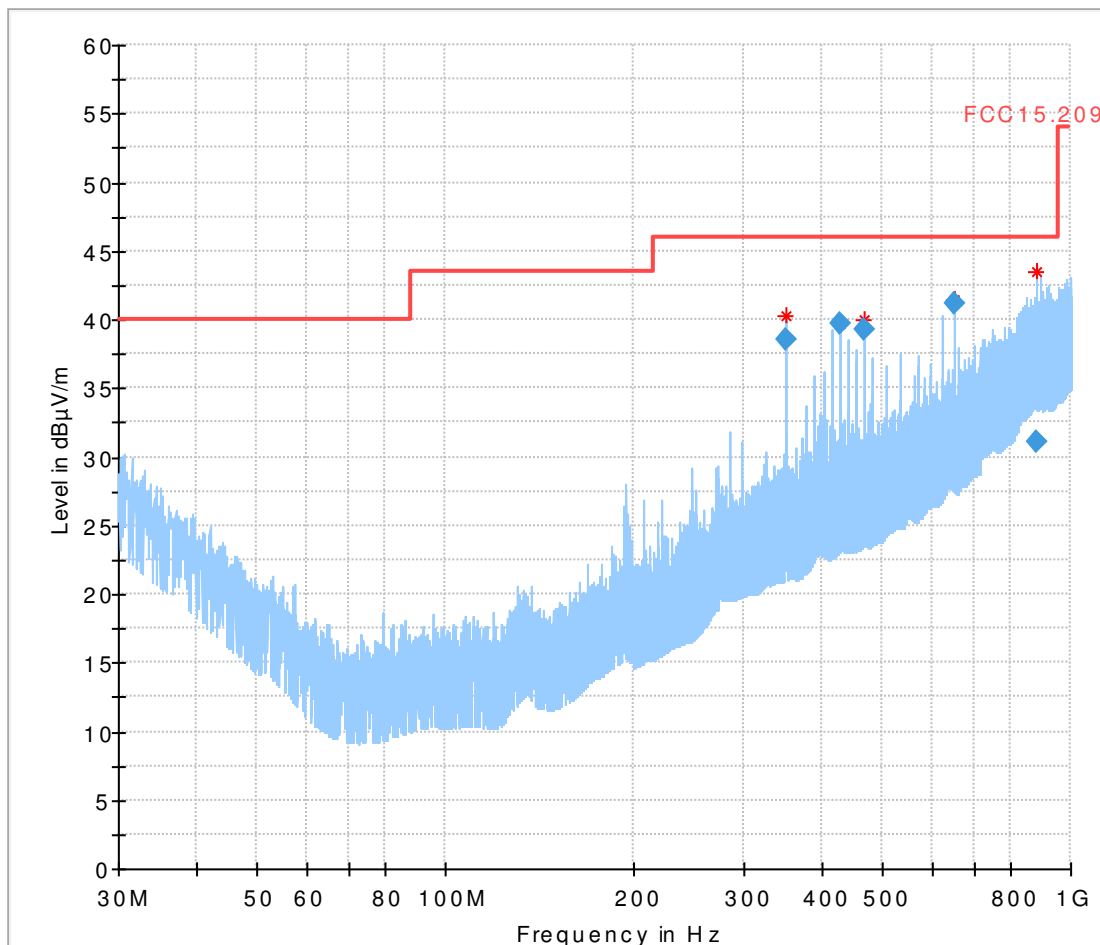
Common Information

Test description:	Electric Field Strength Measurement
Test site and distance:	Ref.-Nr. 441 Semi Anechoic Room (SAR) with 3 m measurement distance
Version of Testsoftware:	EMC32 V9.25.0
Distance correction:	not used
Technical Data:	Please see page 2 for detailed data of measurement setup
Rec. antenna (pre-scan):	height 1.00 m, parallel and 90° to EUT polarisation
Used filter:	TP NLP-1200
Test specification:	FCC 15.205 § 15.209; RSS-Gen: Issue 4
Operator:	Aph
Operating conditions:	TX-on Continuous
Operating Mode:	Bluetooth LE:GFSK(1Mbps) Ch 39 Max. Power

EUT Information

Manufacturer:	Datalogic ADCL S.r.l.
MODEL:	JOYA TOUCH
EuT Type:	P00AN04HL0GT0W7-GRR
P/N:	911350013
S/N:	Z16P00015
HW Version:	Beta HW Version
SW Version:	WEC7
Firmware Version:	2.16
Input:	Fully Charged Internal Battery

Full Spectrum



Final_Result

Frequency (MHz)	QuasiPeak (dB μ V/m)	Limit (dB μ V/m)	Margin (dB)	Meas. Time (ms)	Bandwidth (kHz)	Height (cm)	Pol	Azimuth (deg)	Elevation (deg)	Corr. (dB)
350.990000	38.57	46.00	7.43	1000.0	120.000	232.0	H	67.0	0.0	16.7
428.990000	39.76	46.00	6.24	1000.0	120.000	109.0	V	341.0	0.0	19.3
467.990000	39.33	46.00	6.67	1000.0	120.000	105.0	V	0.0	0.0	19.7
649.970000	41.22	46.00	4.78	1000.0	120.000	105.0	H	90.0	0.0	23.3
879.370000	31.13	46.00	14.87	1000.0	120.000	194.0	V	120.0	0.0	26.7

4. Radiated field strength measurements (1GHz to 25 GHz)

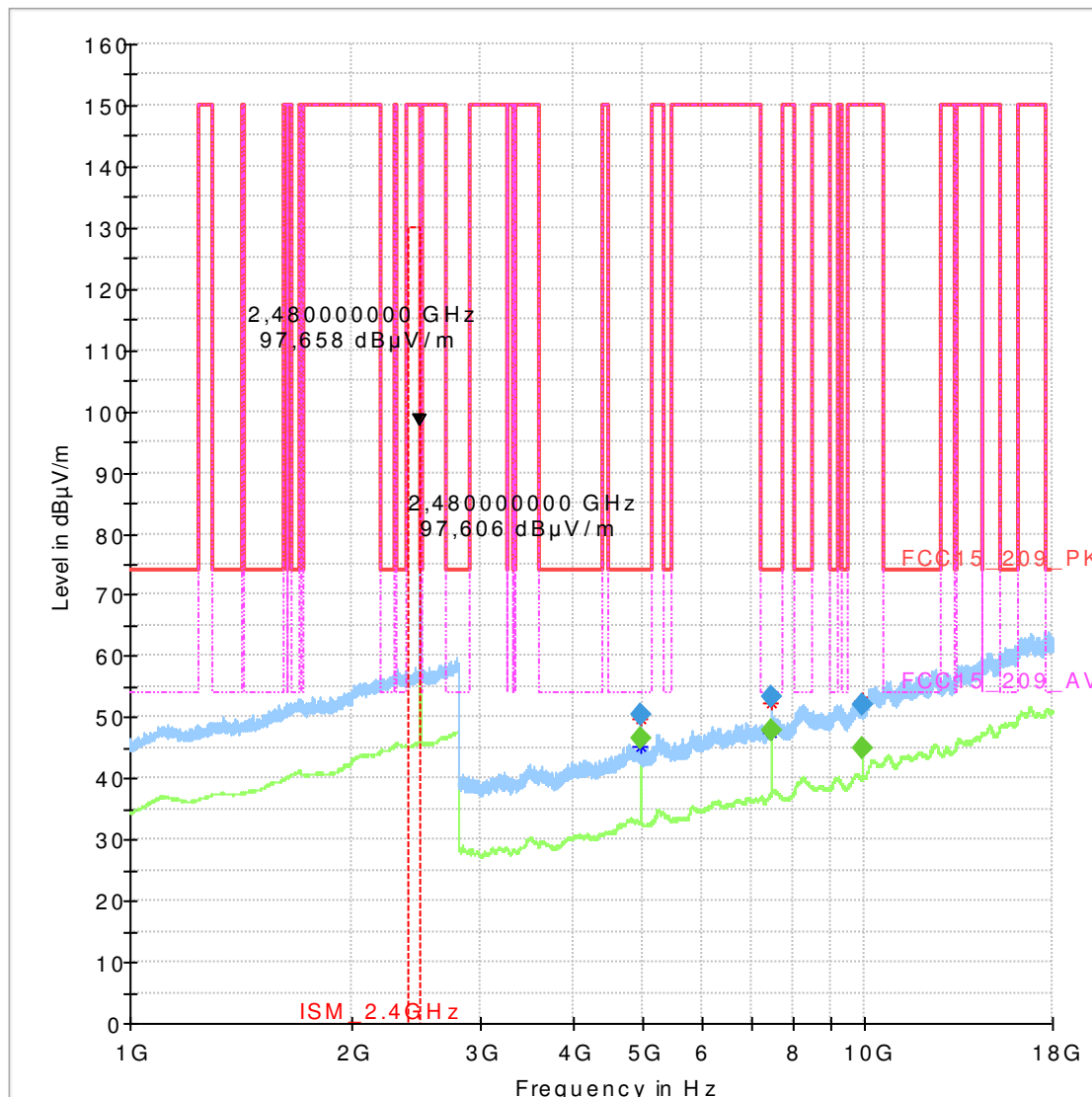
Diagram No.: 4.04_Bluetooth_BR(GFSK 1Mbps)_Ch78

Common Information

Test Description:	Radiated field strength emission in 3m distance
Test Site:	CETECOM GmbH Essen
Test Standard:	FCC 15.247&15.209 Intentional Radiator / RSS-Gen, Issue 4
Antenna polarisation:	horizontal/vertical
Operation mode:	TX, continuous
Operator Name:	MRA
Operating Mode:	Bluetooth BR:GFSK(1Mbps) Ch 78 Max. Power

EUT Information

Manufacturer:	Datalogic ADCL S.r.l.
MODEL:	JOYA TOUCH
EuT Type:	P00AN04HL0GT0W7-GRR
P/N:	911350013
S/N:	Z16P00015
HW Version:	Beta HW Version
SW Version:	WEC7
Firmware Version:	2.16
Input:	Fully Charged Internal Battery



Final_Result

Frequency (MHz)	MaxPeak (dB μ V/m)	Average (dB μ V/m)	Limit (dB μ V/m)	Margin (dB)	Meas. Time (ms)	Bandwidth (kHz)	Height (cm)	Pol	Azimuth (deg)	Elevation (deg)
4959.980000	---	46.60	54.00	7.40	100.0	1000.000	155.0	V	297.0	0.0
4959.980000	50.56	---	74.00	23.44	100.0	1000.000	155.0	V	298.0	0.0
7439.940000	---	47.95	54.00	6.05	100.0	1000.000	155.0	H	306.0	90.0
7439.940000	53.45	---	74.00	20.55	100.0	1000.000	155.0	H	292.0	90.0
9919.940000	---	44.89	150.00	105.11	100.0	1000.000	155.0	V	221.0	90.0
9919.940000	52.13	---	150.00	97.87	100.0	1000.000	155.0	V	235.0	0.0

(continuation of the "Final_Result" table from column 16 ...)

Frequency (MHz)	Corr .	Comment
4959.980000	4.3	10:33:59 - 04.03.2016
4959.980000	4.3	10:30:45 - 04.03.2016
7439.940000	11.3	10:35:33 - 04.03.2016
7439.940000	11.3	10:32:21 - 04.03.2016
9919.940000	14.2	10:37:07 - 04.03.2016
9919.940000	14.2	10:29:20 - 04.03.2016

Diagram No.: 4.04a_Bluetooth_BR(GFSK 1Mbps)_Ch78

Common Information

Test Description:	Radiated field strength emission in 1m distance
Test Site:	CETECOM GmbH Essen
Test Standard:	FCC 15.247, 15.205&15.209 Intentional Radiator
Antenna polarisation:	horizontal/vertical
Distance correction factor	3 to 1m: -10.5 dB applying to measurement results
SW-Version:	EMC32 V8.53.0
Operation mode:	Bluetooth BR:GFSK(1Mbps) Ch 78 Max. Power
Operator Name:	TFr

EUT Information

Manufacturer:	Datalogic ADCL S.r.l.
MODEL:	JOYA TOUCH
EuT Type:	P00AN04HL0GT0W7-GRR
P/N:	911350013
S/N:	Z16P00015
HW Version:	Beta HW Version
SW Version:	WEC7
Firmware Version:	2.16
Input:	Fully Charged Internal Battery

FCC_Sweep_15.247_18_25GHz_Pre

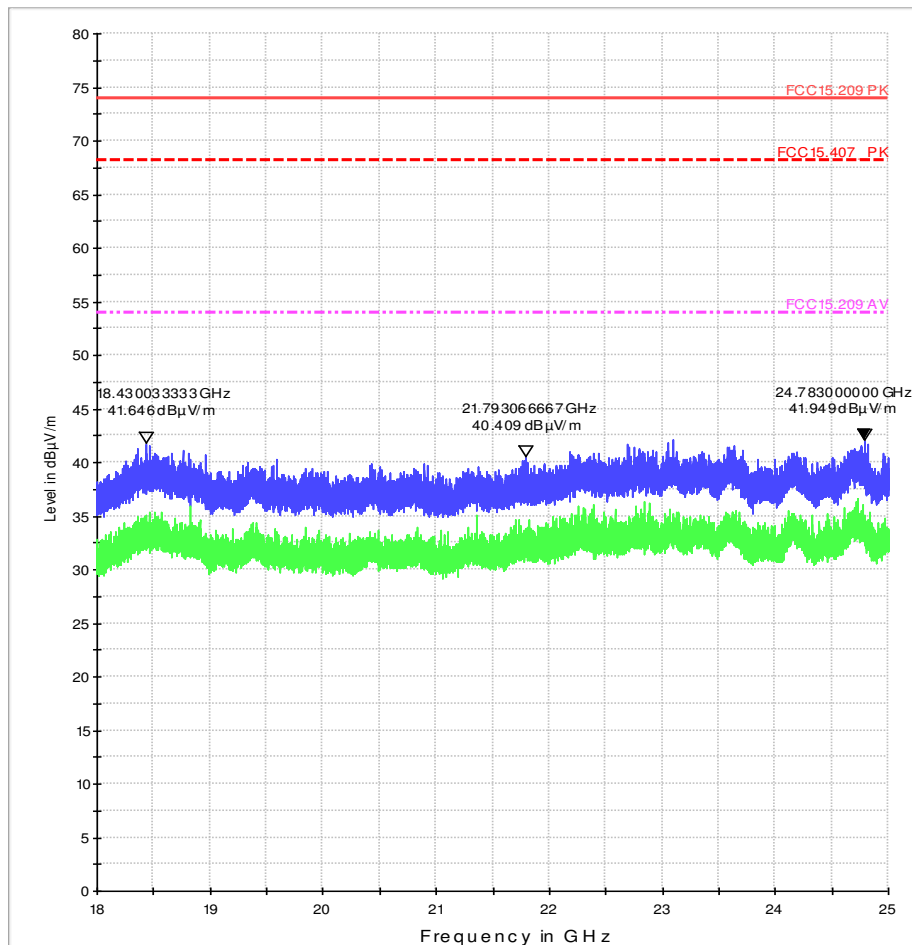


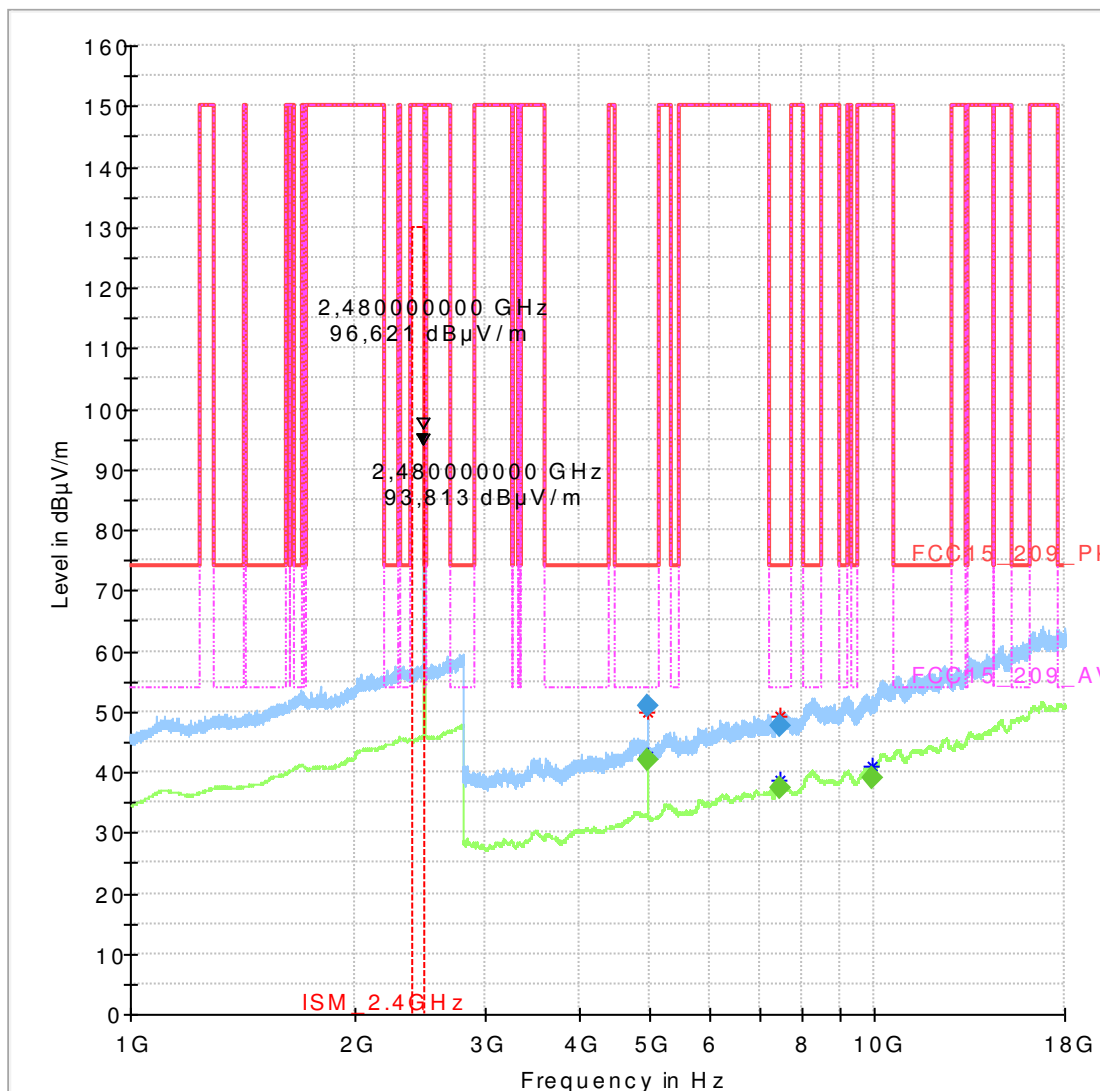
Diagram No.: 4.05_Bluetooth_EDR(8DPSK, 3Mbps)_Ch78

Common Information

Test Description:	Radiated field strength emission in 3m distance
Test Site:	CETECOM GmbH Essen
Test Standard:	FCC 15.247&15.209 Intentional Radiator / RSS-Gen, Issue 4
Antenna polarisation:	horizontal/vertical
Operation Condition:	TX, continuous
Operator Name:	MRa
Operating mode:	Bluetooth EDR:8DPSK(3Mbps) Ch 78 Max. Power

EUT Information

Manufacturer:	Datalogic ADCL S.r.l.
MODEL:	JOYA TOUCH
EuT Type:	P00AN04HL0GT0W7-GRR
P/N:	911350013
S/N:	Z16P00015
HW Version:	Beta HW Version
SW Version:	WEC7
Firmware Version:	2.16
Input:	Fully Charged Internal Battery



Final_Result

Frequency (MHz)	MaxPeak (dBµV/m)	Average (dBµV/m)	Limit (dBµV/m)	Margin (dB)	Meas. Time (ms)	Bandwidth (kHz)	Height (cm)	Pol	Azimuth (deg)	Elevation (deg)
4959.980000	---	41.88	54.00	12.12	100.0	1000.000	155.0	H	244.0	0.0
4960.300000	50.89	---	74.00	23.11	100.0	1000.000	155.0	H	241.0	0.0
7439.820000	---	37.40	54.00	16.60	100.0	1000.000	155.0	H	313.0	90.0
7448.260000	47.54	---	74.00	26.46	100.0	1000.000	155.0	H	261.0	90.0
9917.940000	---	38.88	150.00	111.12	100.0	1000.000	155.0	V	218.0	0.0

(continuation of the "Final_Result" table from column 16 ...)

Frequency (MHz)	Corr .	Comment
4959.980000	4.3	13:05:03 - 04.03.2016
4960.300000	4.3	13:02:09 - 04.03.2016
7439.820000	11.3	13:08:13 - 04.03.2016
7448.260000	11.4	13:03:38 - 04.03.2016
9917.940000	14.2	13:06:32 - 04.03.2016

Diagram No.: 4.05a_Bluetooth_EDR(8DPSK, 3Mbps)_Ch78

Common Information

Test Description:	Radiated field strength emission in 1m distance
Test Site:	CETECOM GmbH Essen
Test Standard:	FCC 15.247, 15.205&15.209 Intentional Radiator
Antenna polarisation:	horizontal/vertical
Distance correction factor	3 to 1m: -10.5 dB applying to measurement results
SW-Version:	EMC32 V8.53.0
Operation mode:	Bluetooth EDR:8DPSK(3Mbps) Ch 78 Max. Power
Operator Name:	TFR

EUT Information

Manufacturer:	Datalogic ADCL S.r.l.
MODEL:	JOYA TOUCH
EuT Type:	P00AN04HL0GT0W7-GRR
P/N:	911350013
S/N:	Z16P00015
HW Version:	Beta HW Version
SW Version:	WEC7
Firmware Version:	2.16
Input:	Fully Charged Internal Battery

FCC_Sweep_15.247_18_25GHz_Pre

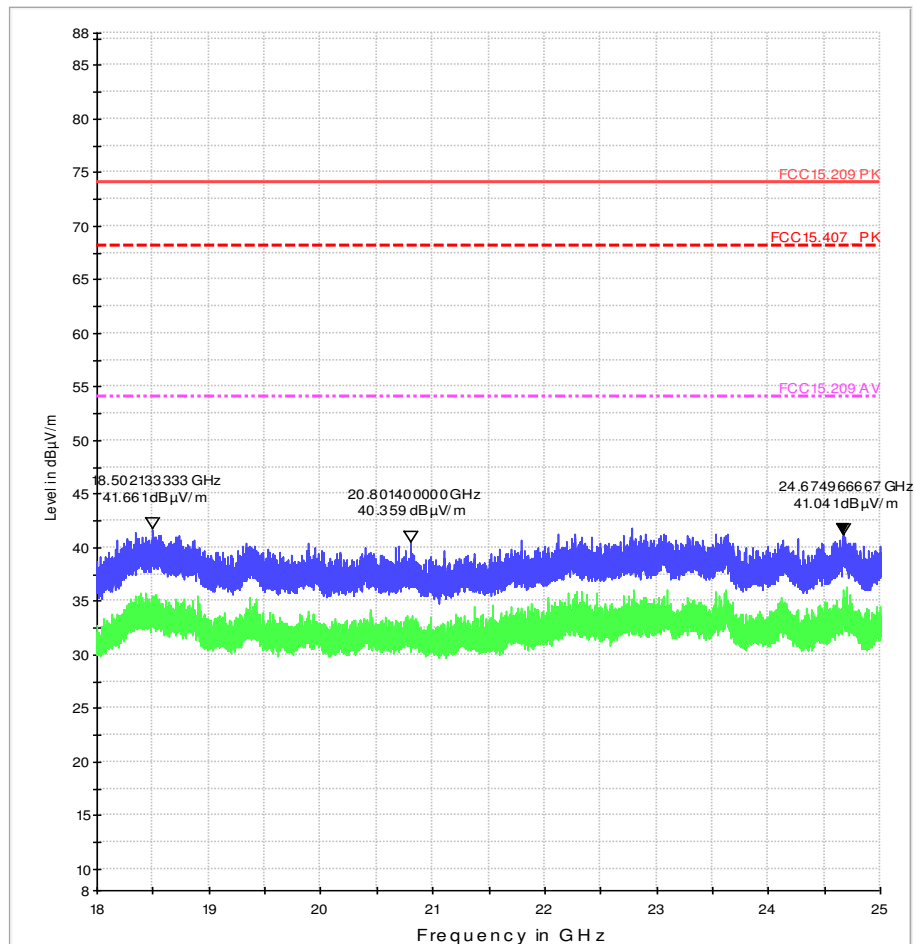


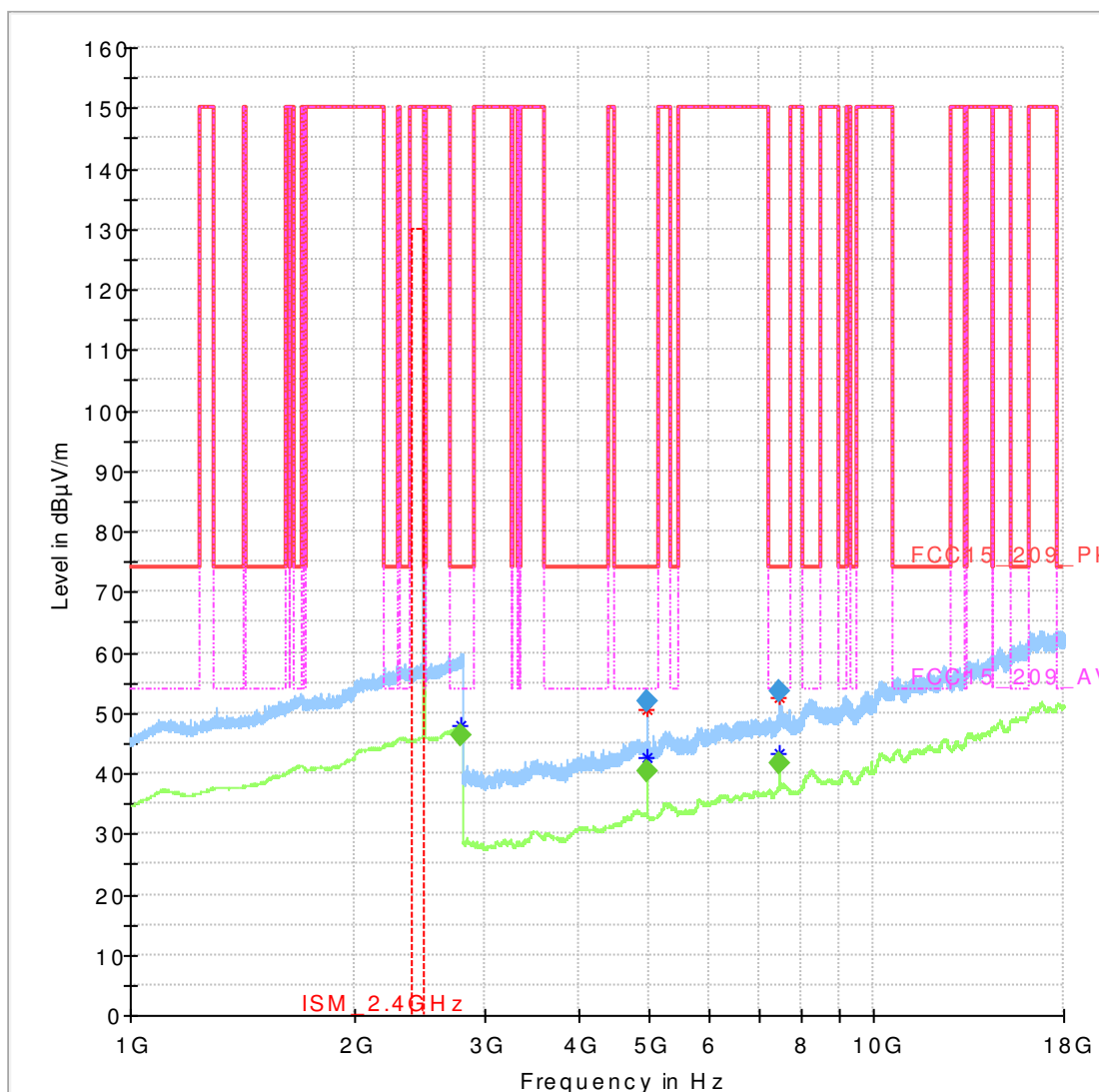
Diagram No.: 4.06_Bluetooth_LE(GFSK 1Mbps)_Ch39

Common Information

Test Description:	Radiated field strength emission in 3m distance
Test Site:	CETECOM GmbH Essen
Test Standard:	FCC 15.247&15.209 Intentional Radiator / RSS-Gen, Issue 4
Antenna polarisation:	horizontal/vertical
Operation Condition:	TX, continuous
Operator Name:	RLs
Operating mode:	Bluetooth LE:GFSK(1Mbps) Ch 39 Max. Power

EUT Information

Manufacturer:	Datalogic ADCL S.r.l.
MODEL:	JOYA TOUCH
EuT Type:	P00AN04HL0GT0W7-GRR
P/N:	911350013
S/N:	Z16P00015
HW Version:	Beta HW Version
SW Version:	WEC7
Firmware Version:	2.16
Input:	Fully Charged Internal Battery



Final_Result

Frequency (MHz)	MaxPeak (dBμV/m)	Average (dBμV/m)	Limit (dBμV/m)	Margin (dB)	Meas. Time (ms)	Bandwidth (kHz)	Height (cm)	Pol	Azimuth (deg)	Elevation (deg)
2783.620000	---	46.35	54.00	7.65	100.0	1000.000	155.0	H	1.0	0.0
4959.460000	---	40.34	54.00	13.66	100.0	1000.000	155.0	V	294.0	90.0
4959.980000	52.04	---	74.00	21.96	100.0	1000.000	155.0	V	295.0	90.0
7439.140000	53.53	---	74.00	20.47	100.0	1000.000	155.0	H	308.0	90.0
7439.260000	---	41.64	54.00	12.36	100.0	1000.000	155.0	H	306.0	90.0

(continuation of the "Final_Result" table from column 16 ...)

Frequency (MHz)	Corr .	Comment
2783.620000	37.9	14:41:30 - 09.03.2016
4959.460000	4.3	15:47:45 - 09.03.2016
4959.980000	4.3	15:44:49 - 09.03.2016
7439.140000	11.3	15:43:24 - 09.03.2016
7439.260000	11.3	15:46:16 - 09.03.2016

Diagram No.: 4.06a_Bluetooth_LE(GFSK 1Mbps)_Ch39

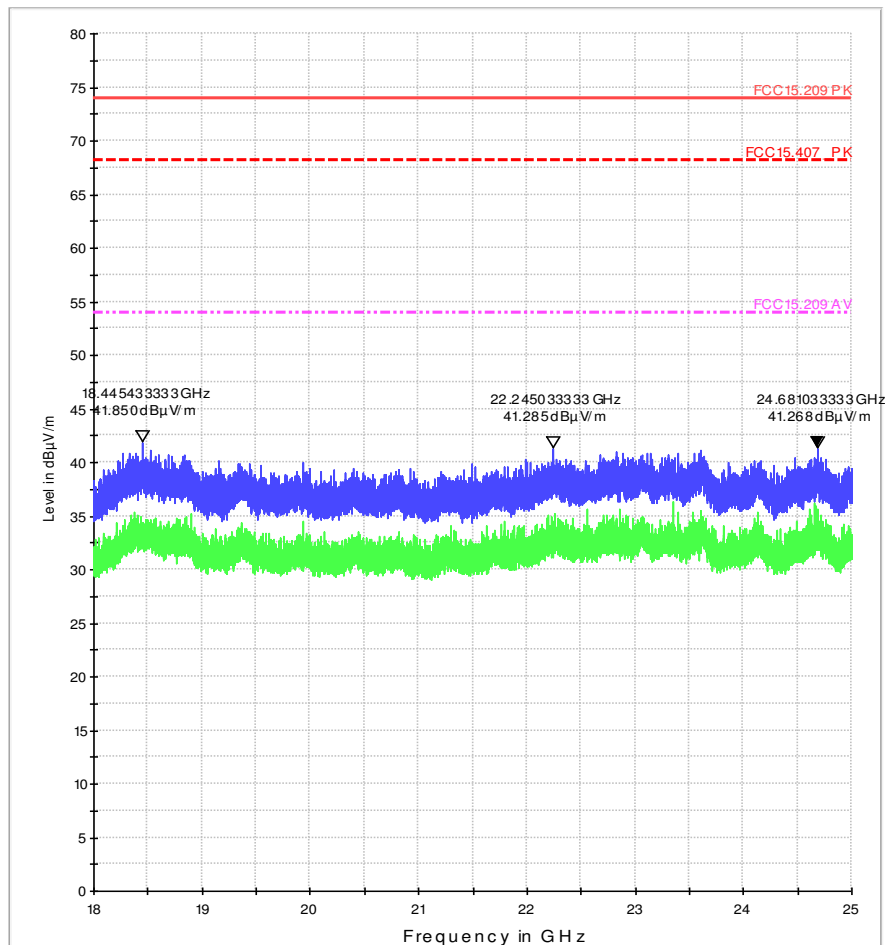
Common Information

Test Description:	Radiated field strength emission in 1m distance
Test Site:	CETECOM GmbH Essen
Test Standard:	FCC 15.247, 15.205&15.209 Intentional Radiator
Antenna polarisation:	horizontal/vertical
Distance correction factor	3 to 1m: -10.5 dB applying to measurement results
SW-Version:	EMC32 V8.53.0
Operation mode:	Bluetooth LE:GFSK(1Mbps) Ch 39 Max. Power
Operator Name:	TFR

EUT Information

Manufacturer:	Datalogic ADCL S.r.l.
MODEL:	JOYA TOUCH
EuT Type:	P00AN04HL0GT0W7-GRR
P/N:	911350013
S/N:	Z16P00015
HW Version:	Beta HW Version
SW Version:	WEC7
Firmware Version:	2.16
Input:	Fully Charged Internal Battery

FCC_Sweep_15.247_18_25GHz_Pre



5. Radiated Band-Edge Measurements accord. §15.209 & §15.205

5.1. Channel 0 BR-Mode (left band edge)

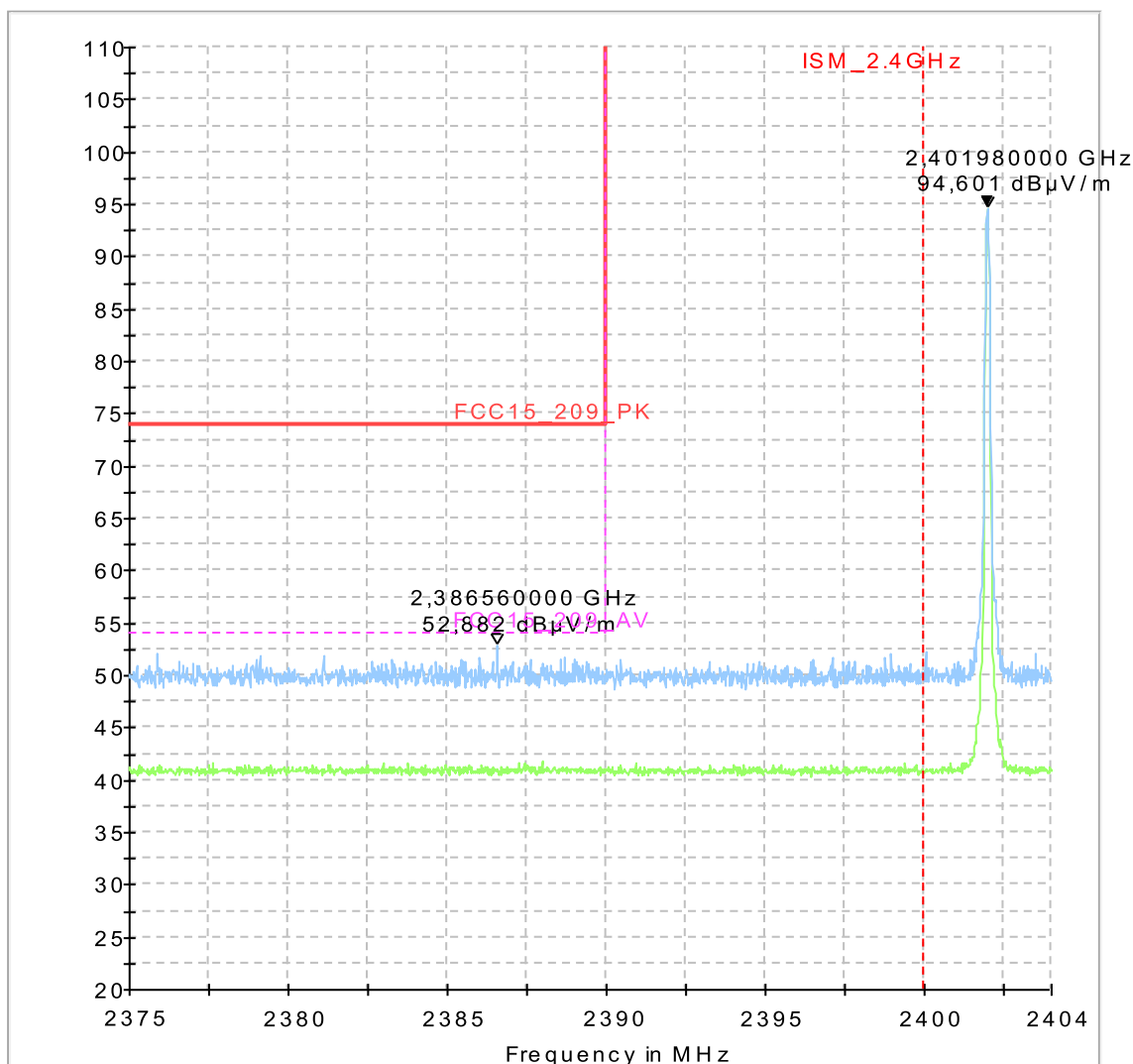
Diagram No. : 9.07_BE_Low_BT_TX_BR_GFSK(1Mbps)-mode_CH0

Common Information

Test Description:	Band-Edge: Radiated Field Strength Emissions in 3m distance
Test Site:	CETECOM GmbH Essen
Test Standard:	FCC 15.247&15.209 Intentional Radiator / RSS-Gen, Issue 4
Antenna polarisation:	horizontal/vertical
Operation mode:	Bluetooth BR:GFSK(1Mbps) Ch 0 Max. Power
Operator Name:	RIs
Comment:	Channel no. low

EUT Information

Manufacturer:	Datalogic ADCL S.r.l.
MODEL:	JOYA TOUCH
EuT Type:	P00AN04HL0GT0W7-GRR
P/N:	911350013
S/N:	Z16P00015
HW Version:	Beta HW Version
SW Version:	WEC7
Firmware Version:	2.16
Input:	Fully Charged Internal Battery



5.2. Channel 78 BR-Mode (right band edge)

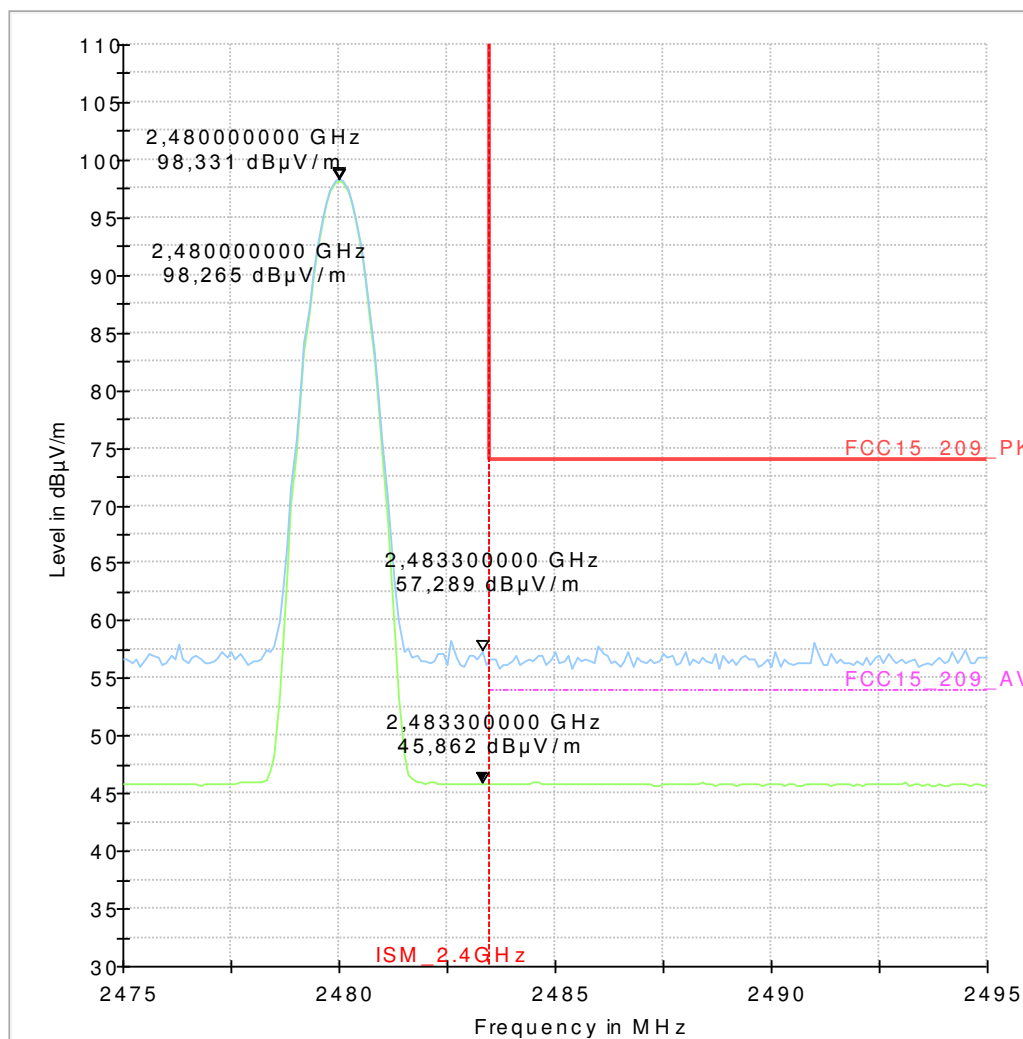
Diagram No.: 9.08_BE_High_BT_TX_BR(GFSK 1Mbps)_CH78

Common Information

Test Description:	Band-Edge: Radiated Field Strength Emissions in 3m distance
Test Site:	CETECOM GmbH Essen
Test Standard:	FCC 15.247&15.209 Intentional Radiator / RSS-Gen, Issue 4
Antenna polarisation:	horizontal/vertical
Operation:	TX, continuous
Operating Mode:	Bluetooth BR:GFSK(1Mbps) Ch 78 Max. Power
Operator Name:	Aph

EUT Information

Manufacturer:	Datalogic ADCL S.r.l.
MODEL:	JOYA TOUCH
EuT Type:	P00AN04HL0GT0W7-GRR
P/N:	911350013
S/N:	Z16P00015
HW Version:	Beta HW Version
SW Version:	WEC7
Firmware Version:	2.16
Input:	Fully Charged Internal Battery



5.3. Channel 0 EDR-Mode (left band edge)

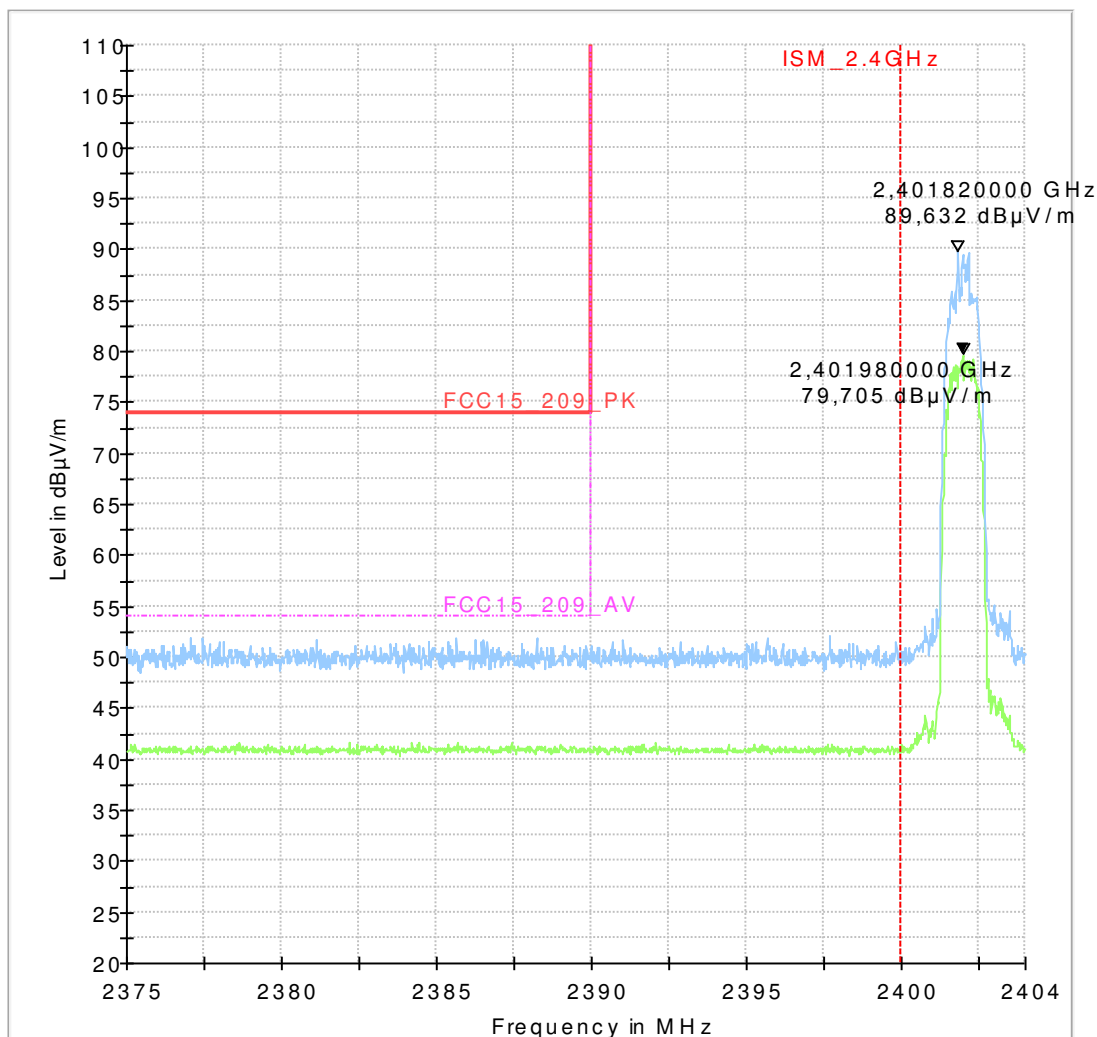
Diagram No.: 9.09_BE_Low_BT_TX_EDR_8DPSK(3Mbps)-mode_CH0

Common Information

Test Description:	Band-Edge: Radiated Field Strength Emissions in 3m distance
Test Site:	CETECOM GmbH Essen
Test Standard:	FCC 15.247&15.209 Intentional Radiator / RSS-Gen, Issue 4
Antenna polarisation:	horizontal/vertical
Operation mode:	Bluetooth EDR:8DPSK(3Mbps) Ch 0 Max. Power
Operator Name:	RI
Comment:	Channel no. low

EUT Information

Manufacturer:	Datalogic ADCL S.r.l.
MODEL:	JOYA TOUCH
EuT Type:	P00AN04HL0GT0W7-GRR
P/N:	911350013
S/N:	Z16P00015
HW Version:	Beta HW Version
SW Version:	WEC7
Firmware Version:	2.16
Input:	Fully Charged Internal Battery



5.4. Channel 78 EDR-Mode (right band edge)

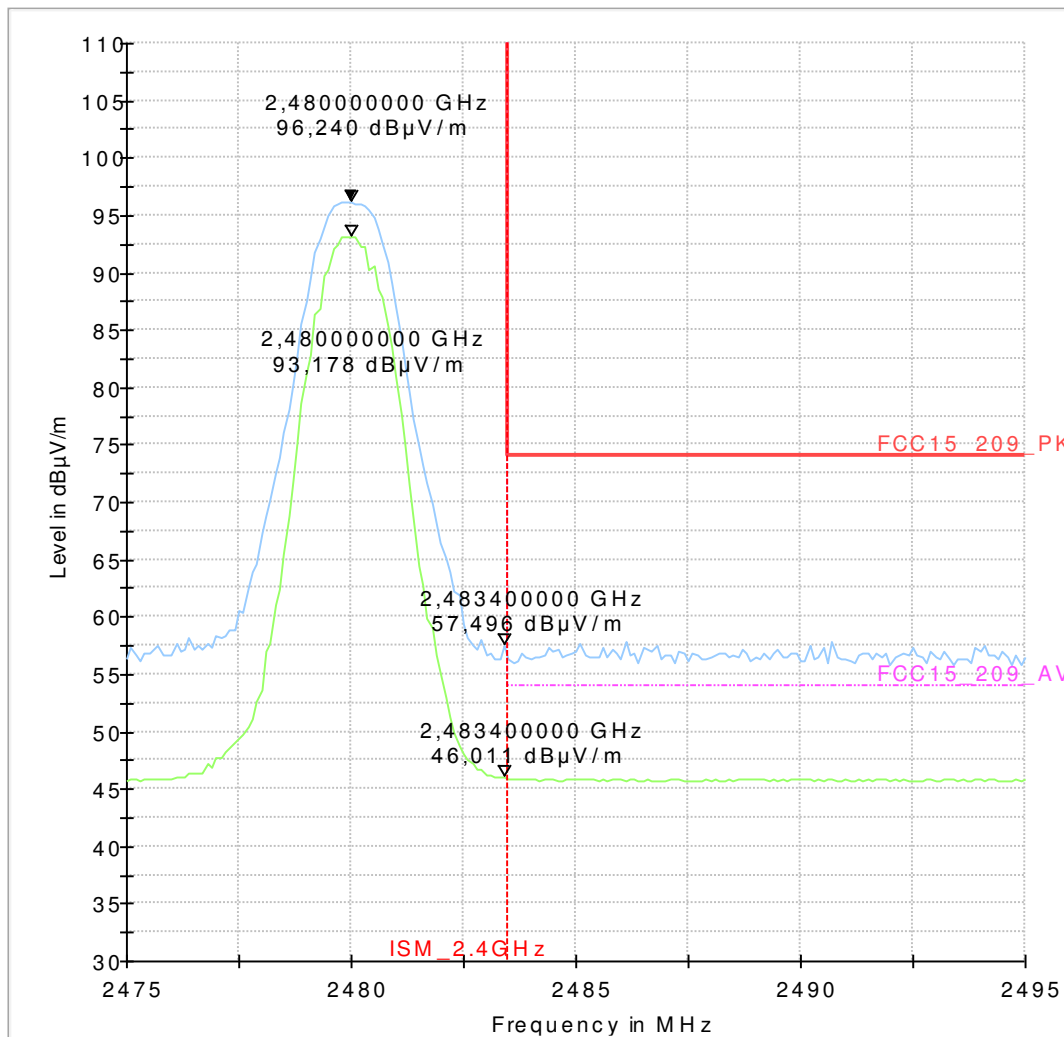
Diagram No.: 9.10_BE_High_BT_TX_EDR(8DPSK 3Mbps)-mode_CH78

Common Information

Test Description:	Band-Edge: Radiated Field Strength Emissions in 3m distance
Test Site:	CETECOM GmbH Essen
Test Standard:	FCC 15.247&15.209 Intentional Radiator / RSS-Gen, Issue 4
Antenna polarisation:	horizontal/vertical
Operation	TX, continuous
Operating Mode:	Bluetooth BR:GFSK(1Mbps) Ch 78 Max. Power
Operator Name:	Aph

EUT Information

Manufacturer:	Datalogic ADCL S.r.l.
MODEL:	JOYA TOUCH
EuT Type:	P00AN04HL0GT0W7-GRR
P/N:	911350013
S/N:	Z16P00015
HW Version:	Beta HW Version
SW Version:	WEC7
Firmware Version:	2.16
Input:	Fully Charged Internal Battery



5.5. Channel 0 LE-Mode (left band edge)

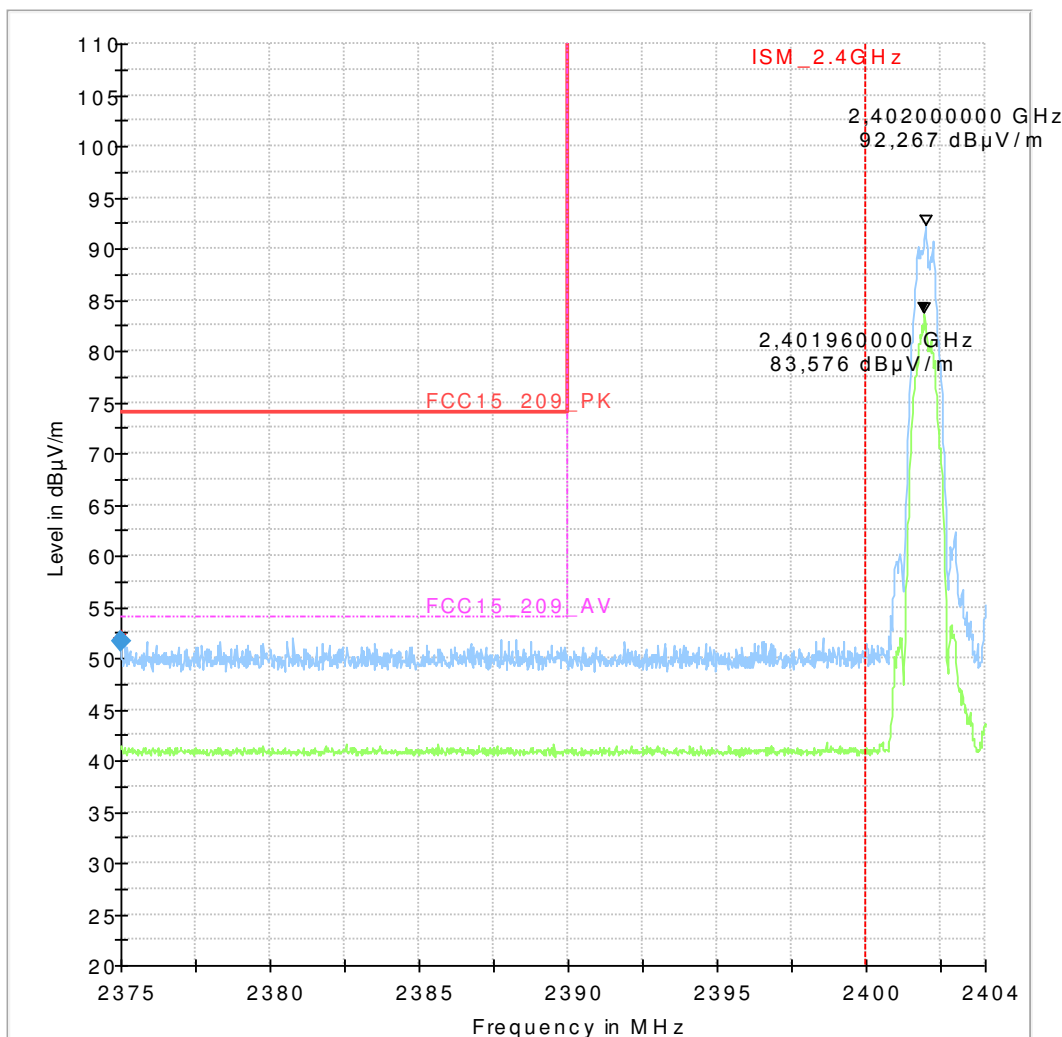
Diagram No.: 9.11_BE_Low_BT_TX_LE_GFSK(1Mbps)-mode_CH0

Common Information

Test Description:	Band-Edge: Radiated Field Strength Emissions in 3m distance
Test Site:	CETECOM GmbH Essen
Test Standard:	FCC 15.247&15.209 Intentional Radiator / RSS-Gen, Issue 4
Antenna polarisation:	horizontal/vertical
Operation mode:	Bluetooth LE:GFSK(1Mbps) Ch 0 Max. Power
Operator Name:	RI
Comment:	Channel no. low

EUT Information

Manufacturer:	Datalogic ADCL S.r.l.
MODEL:	JOYA TOUCH
EuT Type:	P00AN04HL0GT0W7-GRR
P/N:	911350013
S/N:	Z16P00015
HW Version:	Beta HW Version
SW Version:	WEC7
Firmware Version:	2.16
Input:	Fully Charged Internal Battery



5.6. Channel 39 LE-Mode (right band edge)

Diagram No.: 9.12_BE_High_BT_TX_LE(GFSK 1Mbps)-mode_CH39

Common Information

Test Description:	Band-Edge: Radiated Field Strength Emissions in 3m distance
Test Site:	CETECOM GmbH Essen
Test Standard:	FCC 15.247&15.209 Intentional Radiator / RSS-Gen, Issue 4
Antenna polarisation:	horizontal/vertical
Operation:	TX, continuous
Operating Mode:	Bluetooth BR:GFSK(1Mbps) Ch 39 Max. Power
Operator Name:	APh

EUT Information

Manufacturer:	Datalogic ADCL S.r.l.
MODEL:	JOYA TOUCH
EuT Type:	P00AN04HL0GT0W7-GRR
P/N:	911350013
S/N:	Z16P00015
HW Version:	Beta HW Version
SW Version:	WEC7
Firmware Version:	2.16
Input:	Fully Charged Internal Battery

