

Annex 1: Diagramms to
PARTIAL TEST REPORT
No.: 2-20842790-15-10b

According to:
FCC Regulations
Part 15.407

IC-Regulations
RSS-Gen, Issue 4
RSS-247, Issue 1

for

Datalogic ADC S.r.l.
JOYA TOUCH
Type: P00AN04HL0GT0W7-GRR

FCC-ID: U4GJNGWB
IC: 3862E-JNGWB
PMN: JOYA TOUCH
HVIN: JNG P GUN







Laboratory Accreditation and Listings			
 <p>DAkkS Deutsche Akkreditierungsstelle D-PL-12047-01-01</p>	 <p>FEDERAL COMMUNICATIONS COMMISSION FC U.S.A. MRA US-EU 0003</p>	 <p>Industry Canada Reg. No.: 3462D-2 Reg. No.: 3462D-3</p>	 <p>Voluntary Controls for Electromagnetic Emissions Reg. No.: R-2666 C-2914, T-1967, G-301</p>
 <p>WiFi ALLIANCE AUTHORIZED RF LABORATORY</p>	 <p>ctia AuthorizedTM Test Lab Lab Code: 20011130-00</p>		
accredited according to DIN EN ISO/IEC 17025			
<p>CETECOM GmbH Laboratory Radio Communications & Electromagnetic Compatibility Im Teelbruch 116 • 45219 Essen • Germany Registered in Essen, Germany, Reg. No.: HRB Essen 8984 Tel.: + 49 (0) 20 54 / 95 19-954 • Fax: + 49 (0) 20 54 / 95 19-964 E-mail: info@cetecom.com • Internet: www.cetecom.com</p>			

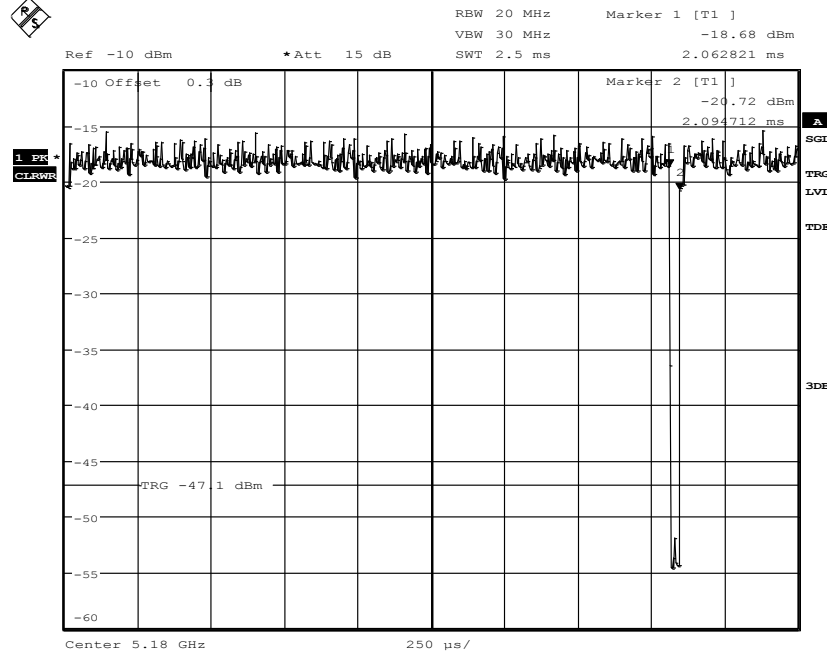
Table of contents

S1. DUTY-CYCLE OF TRANSMITTER.....	3
2. MAXIMUM PEAK CONDUCTED OUTPUT POWER.....	11
2.1. 20MHz signal BW	11
3. CONDUCTED POWER SPECTRAL DENSITY	12
4. RADIATED MAGNETIC FIELD STRENGTHS MEASUREMENTS (9KHZ TO 30MHZ).....	34
5. RADIATED FIELD STRENGTHS MEASUREMENTS (30MHZ TO 1GHZ)	39
6. RADIATED FIELD STRENGTH MEASUREMENTS (1GHZ TO 40 GHZ)	47
7. RADIATED BAND-EDGE MEASUREMENTS ACCORD. §15.209 & §15.205	61
7.1. Channel 36 a-Mode.....	61
7.2. Channel 64 a-Mode.....	62
7.3. Channel 100 a-Mode.....	63
7.4. Channel 140 a-Mode.....	64
7.5. Channel 36 n-Mode(HT20)	65
7.6. Channel 64 n-Mode(HT20)	66
7.7. Channel 100 n-Mode(HT20)	67
7.8. Channel 140 n-Mode(HT20)	68
7.9. Channel 149 n-Mode(HT20)	69
7.10. Channel 165 n-Mode(HT20)	70

1. Duty-Cycle of Transmitter

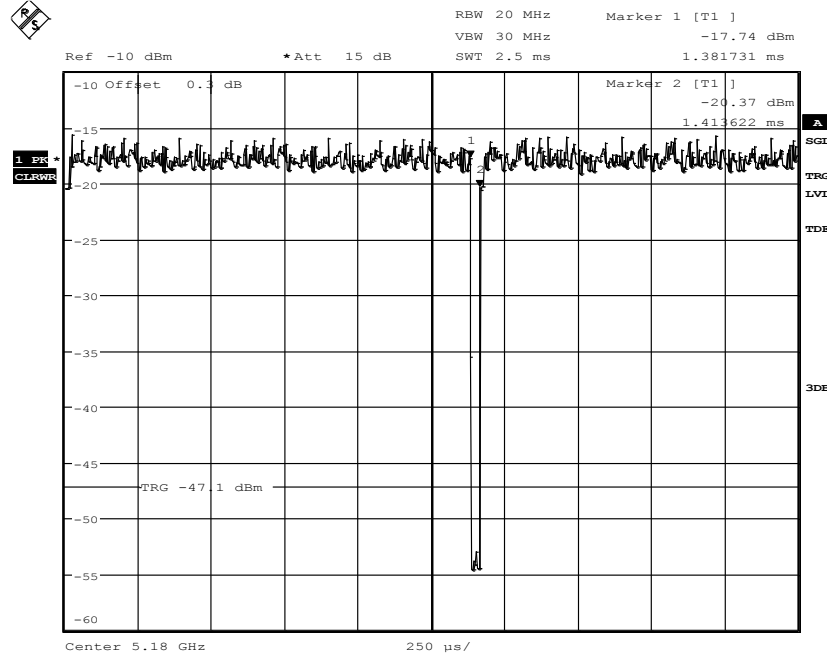
The characteristics of the implemented test mode was checked on middle channel no. 36 (a-Mode and n-Mode HT20) only.

Diagram a-Mode 6Mbit:



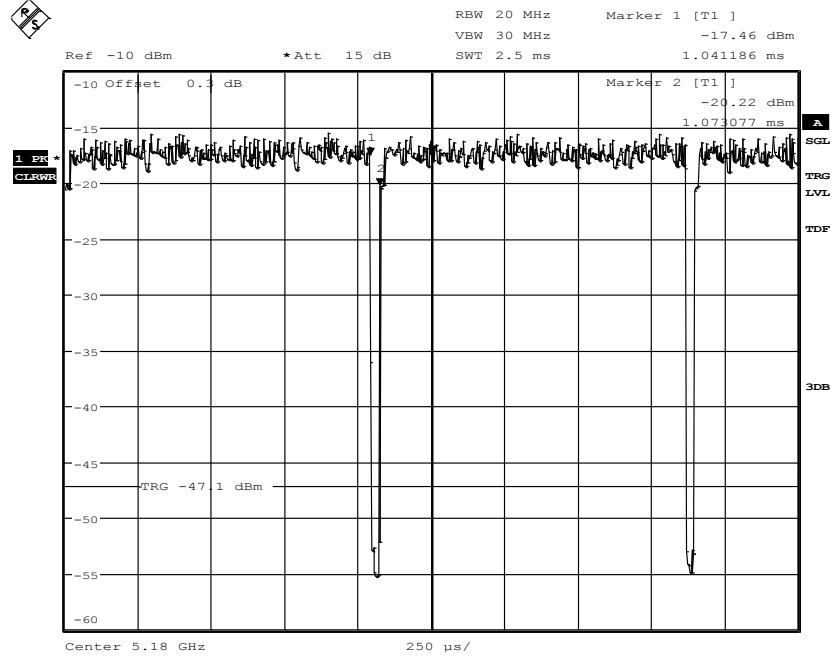
Date: 8.JUN.2016 11:00:44

Diagram a-Mode 9Mbit:



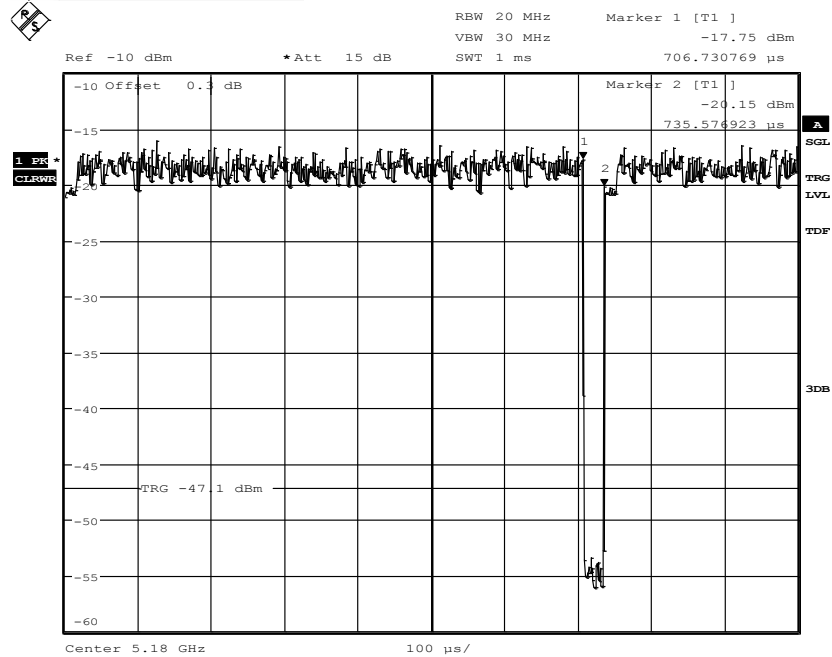
Date: 8.JUN.2016 11:01:44

Diagram a-Mode 12Mbit:



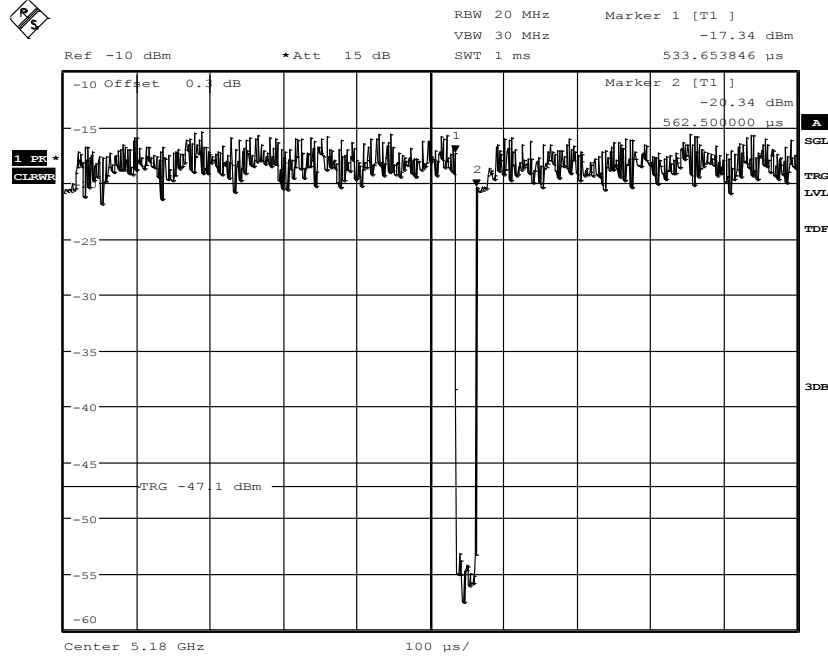
Date: 8.JUN.2016 11:02:52

Diagram a-Mode 18Mbit:



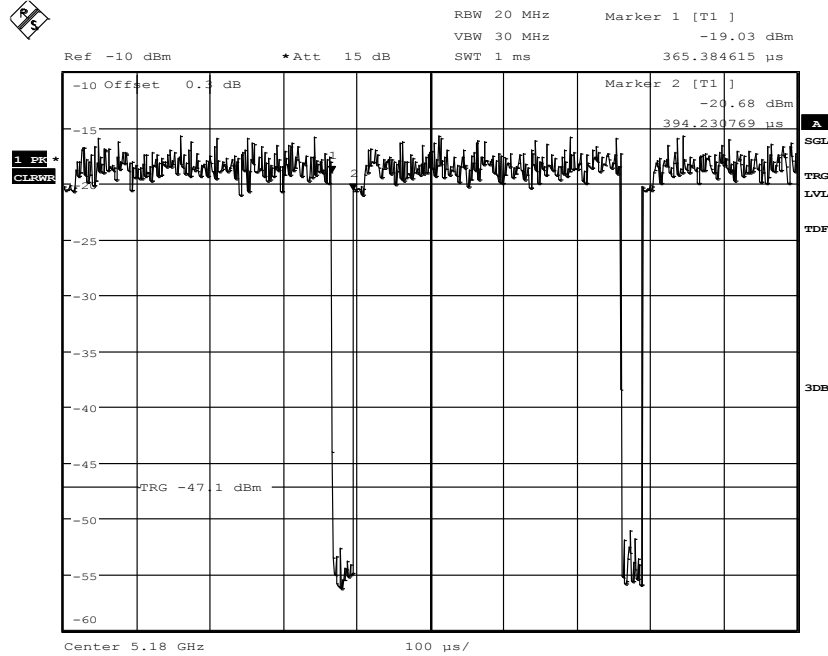
Date: 8.JUN.2016 11:03:52

Diagram a-Mode 24Mbit:



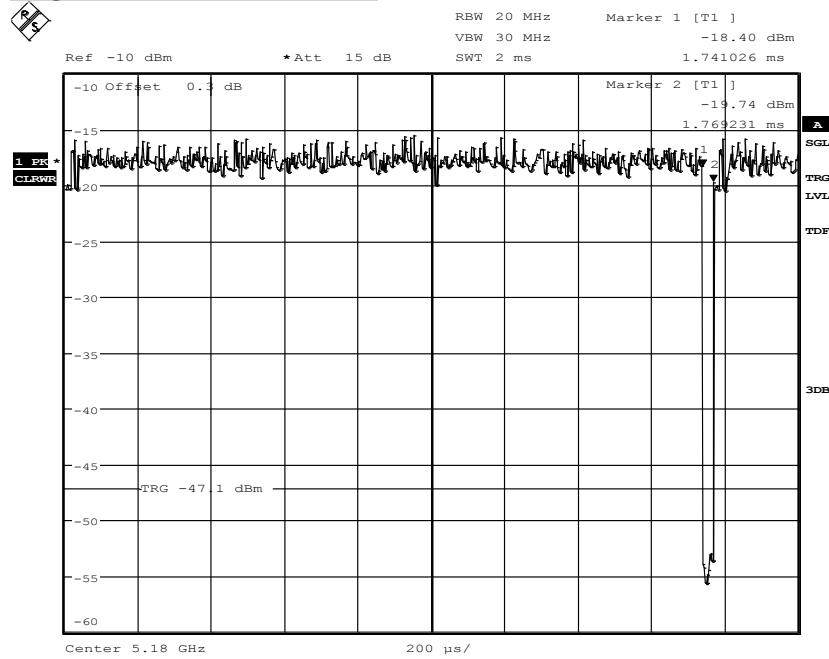
Date: 8.JUN.2016 11:04:48

Diagram a-Mode 36Mbit:



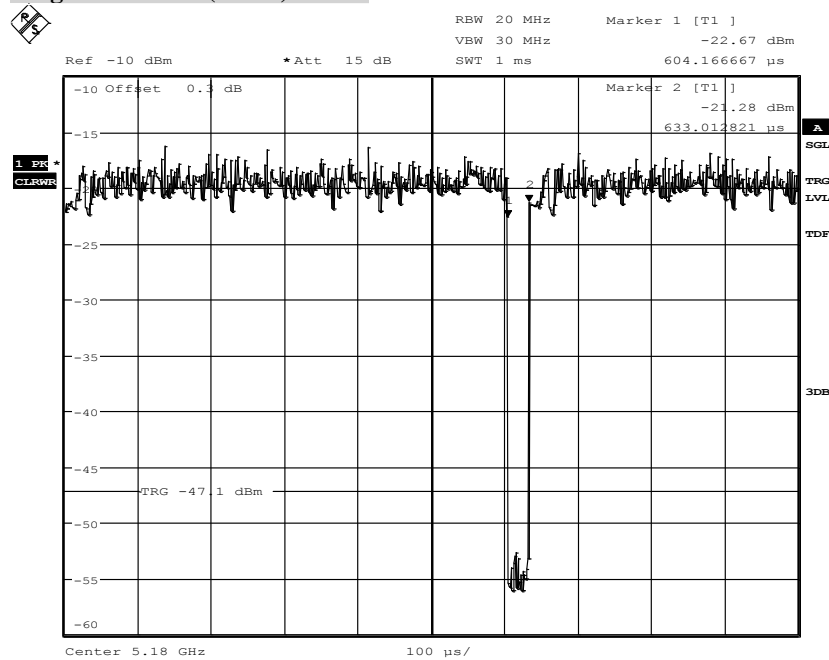
Date: 8.JUN.2016 11:06:16

Diagram n-Mode(HT20) MCS0:



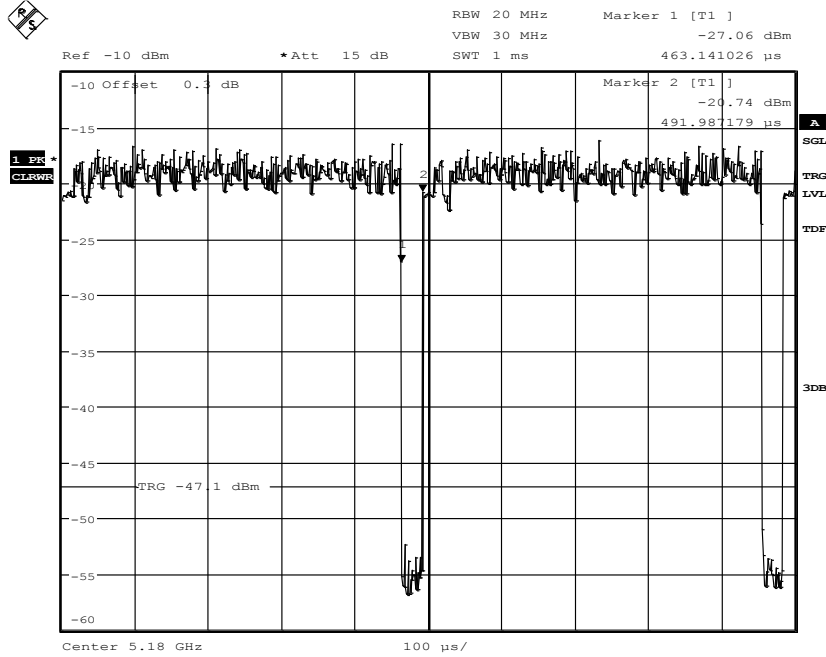
Date: 8.JUN.2016 11:07:42

Diagram n-Mode(HT20) MCS2:



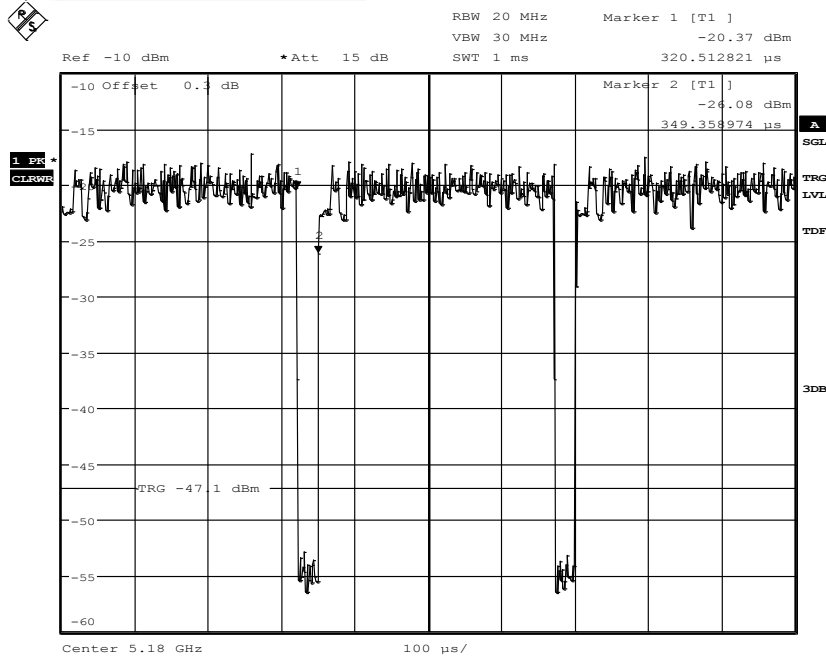
Date: 8.JUN.2016 11:25:25

Diagram n-Mode(HT20) MCS3:



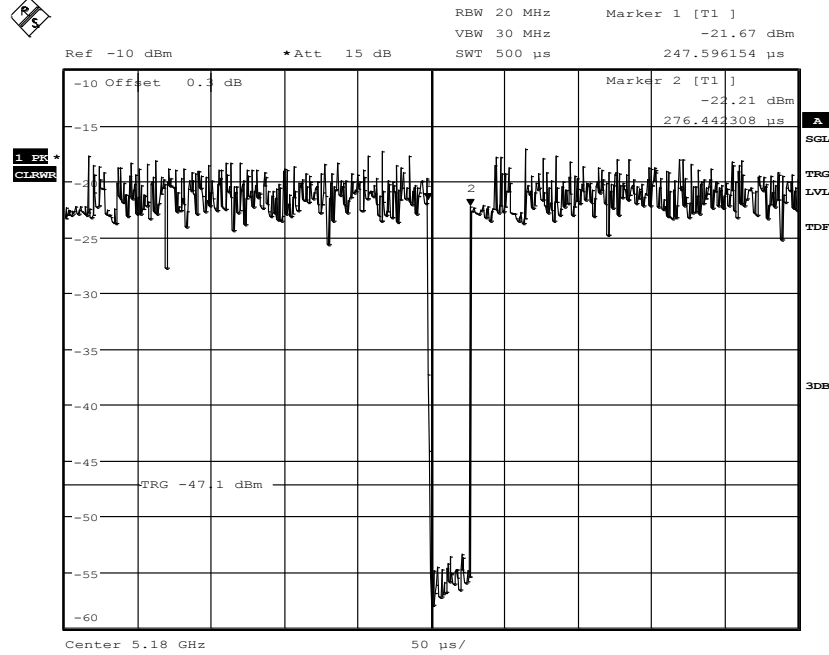
Date: 8.JUN.2016 11:29:38

Diagram n-Mode(HT20) MCS4:



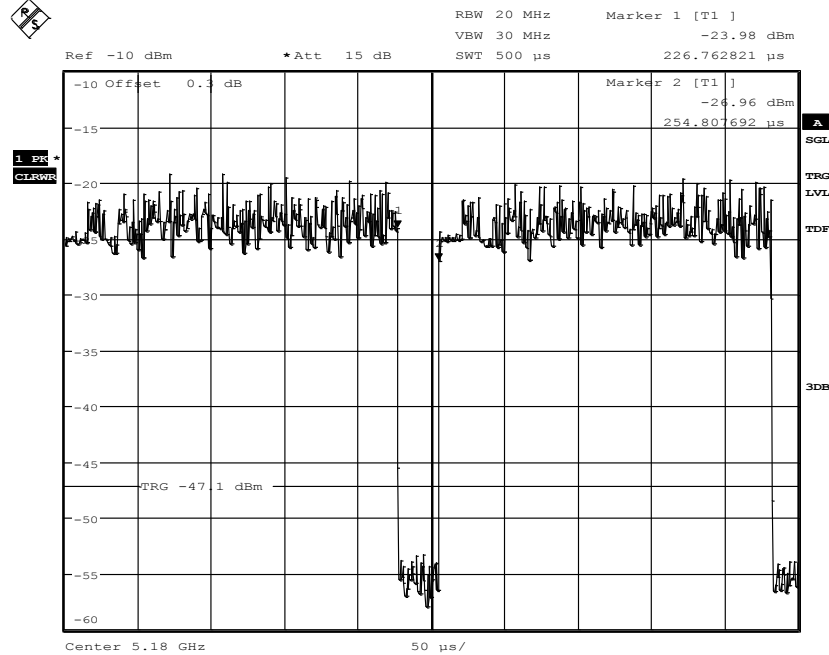
Date: 8.JUN.2016 11:26:41

Diagram n-Mode(HT20) MCS5:



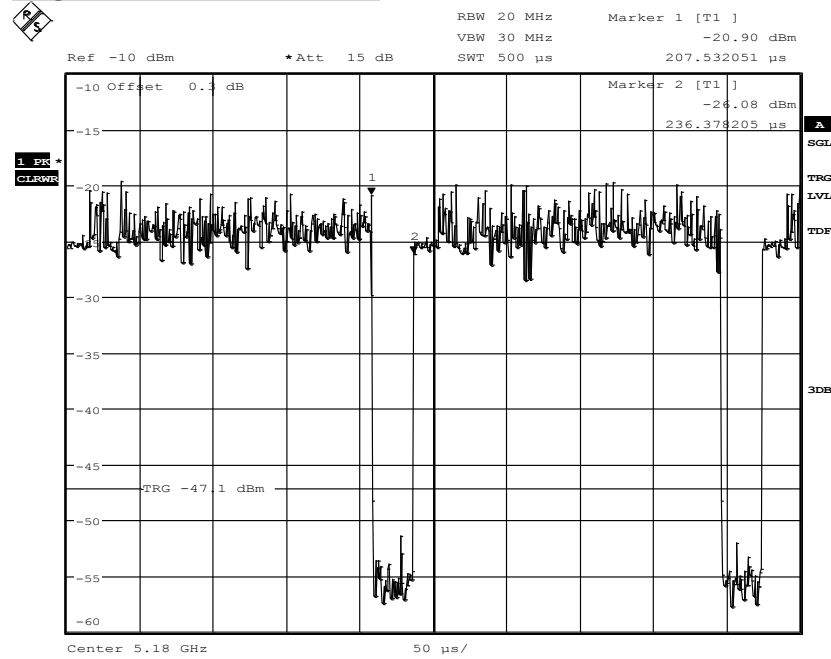
Date: 8.JUN.2016 11:35:21

Diagram n-Mode(HT20) MCS6:



Date: 8.JUN.2016 11:33:35

Diagram n-Mode(HT20) MCS7:



Date: 8.JUN.2016 11:32:15

2. Maximum Peak Conducted Output Power

2.1. 20MHz signal BW

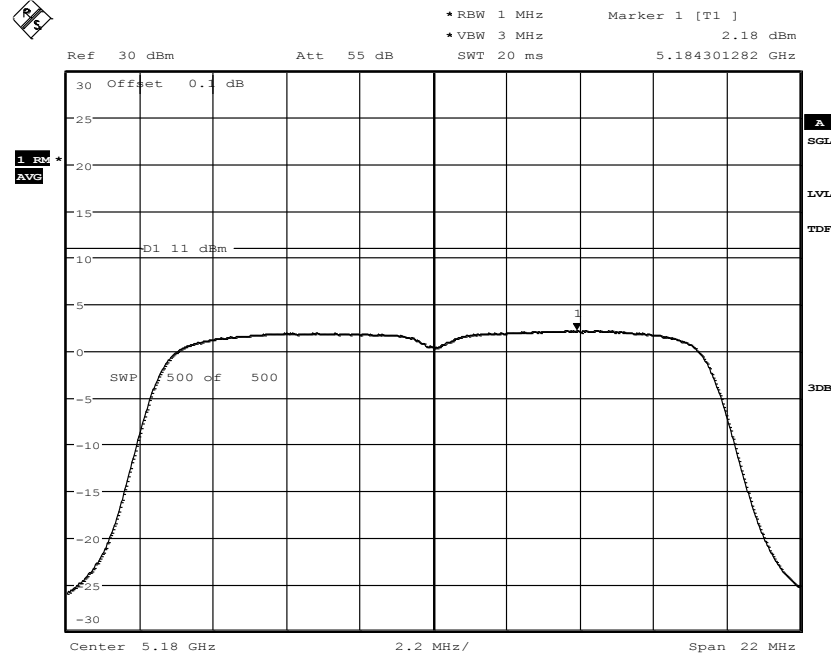
Operational bands:	U-NII 1			U-NII-2A			U-NII 2C			U-NII-3		
Channel no.:	Channel 36 (5180MHz)	Channel 40 (5200MHz)	Channel 48 (5240MHz)	Channel 52 (5260MHz)	Channel 56 (5280MHz)	Channel 64 (5320MHz)	Channel 100 (5500MHz)	Channel 116 (5580MHz)	Channel 140 (5700MHz)	Channel 149 (5745MHz)	Channel 157 (5785MHz)	Channel 165 (5825MHz)
a-Mode/(90% Power level)												
6Mbit	14,33	14,32	14,32	13,83	13,74	12,32	12,05	11,95	11,13	11,76	12,50	12,73
9Mbit	14,32	14,35	14,31	13,81	13,76	12,25	12,03	11,93	11,13	11,78	12,49	12,75
12Mbit	14,35	14,39	14,30	13,82	13,80	12,17	12,06	11,96	11,18	11,84	12,53	12,79
18Mbit	14,29	14,34	14,24	13,75	13,73	12,16	11,98	12,00	11,11	11,77	12,47	12,74
24Mbit	14,39	14,46	14,35	13,88	13,85	12,13	12,00	11,24	11,91	12,60	12,82	12,82
36Mbit	14,25	14,32	14,18	13,69	13,68	11,96	11,99	11,94	11,05	11,85	12,42	12,69
48Mbit	14,40	14,32	14,15	13,65	12,64	11,97	12,01	11,86	11,07	11,83	12,44	12,71
54Mbit	12,89	12,80	12,68	11,52	11,48	10,95	10,92	11,17	10,38	10,63	11,21	11,72
n(HT20)-Mode/(90% Power level)												
MCS0 - 6.5Mbps	14,20	14,32	14,26	13,70	13,74	11,95	12,06	11,85	11,13	11,78	12,53	12,69
MCS1 - 13Mbps	13,47	13,829	13,84	13,26	13,59	11,82	12,02	11,74	11,09	11,65	12,40	12,62
MCS2 - 19.5Mbps	14,13	14,34	14,12	13,58	13,67	11,79	12,04	11,70	11,07	11,65	12,37	12,67
MCS3 - 26Mbps	13,83	14,46	14,16	13,25	12,63	11,83	12,15	11,73	11,18	11,72	12,40	12,77
MCS4 - 39Mbps	12,37	12,44	13,04	11,35	11,49	10,80	10,56	10,93	9,82	10,53	11,06	11,02
MCS5 - 52Mbps	12,10	12,36	12,53	11,35	11,48	10,79	10,58	10,94	9,82	10,52	11,12	11,01
MCS6 - 58.5Mbps	9,22	9,45	9,67	9,24	9,30	8,82	8,32	9,27	8,17	8,19	8,74	9,23
MCS7 - 65Mbps	9,15	9,38	9,67	9,20	9,32	8,84	8,33	8,81	8,09	8,22	8,75	9,19
Operational bands:	U-NII 1 (Outdoor use: EIRP-Limit of 21dBm)			U-NII-2A			U-NII 2C			U-NII 3		
FCC-Limits [dBm]	24,00			23,98			23,98			30,00		
Limit Check:	Limit Check:											
Highest conducted power value over channels and modulations:	14,46			13,9			12,2			12,8		
Margin to Limit:	9,54			10,10			11,83			17,18		
Declared antenna Gain:	5,88			5,88			5,88			5,88		
Verdict:	pass			pass			pass			pass		

Remarks:

- 1.) The values in above table are conducted output power without declared antenna gain .
- 2.) The maximum measured conducted power values among each mode for each channel are highlighted.
- 3.) The above values are inclusive Duty cycle correction factors.

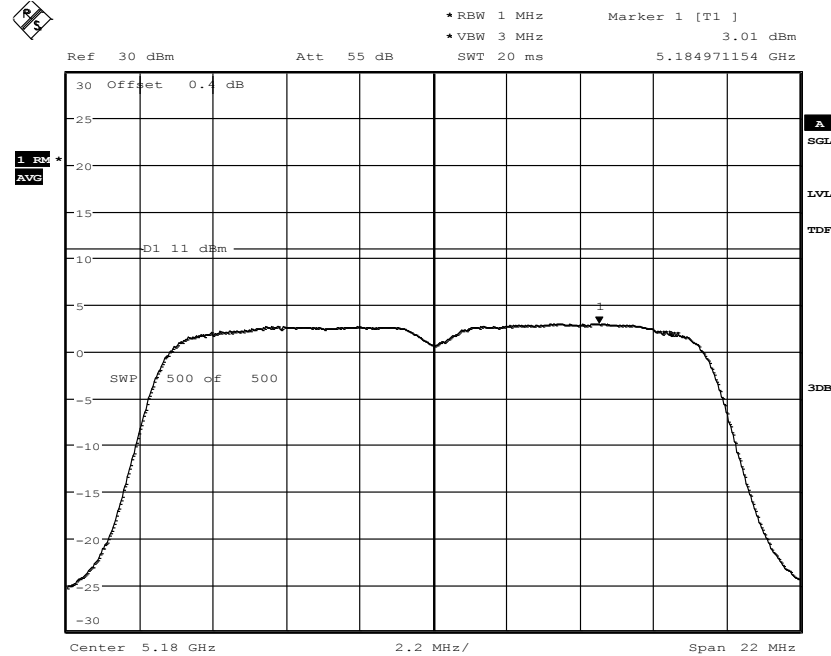
3. Conducted Power Spectral Density

Diagram a-Mode 6Mbps Ch36:



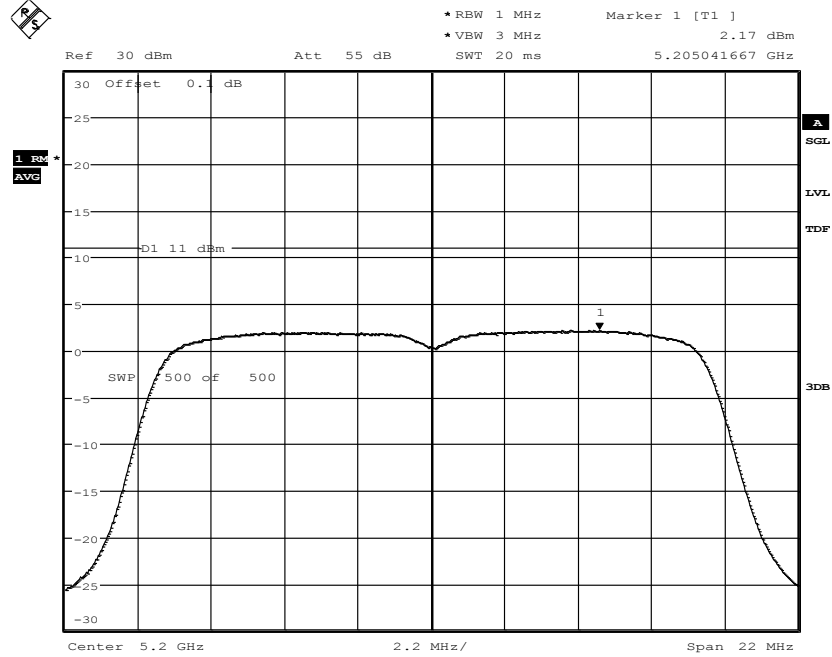
Date: 9.JUN.2016 10:43:39

Diagram a-Mode 48Mbps Ch36:



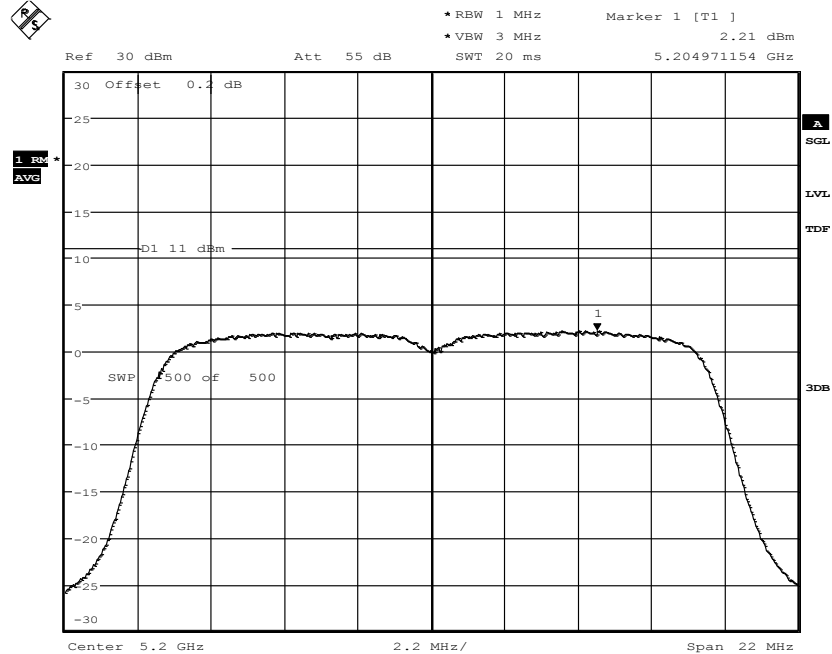
Date: 9.JUN.2016 10:46:54

Diagram a-Mode 12Mbps Ch40:



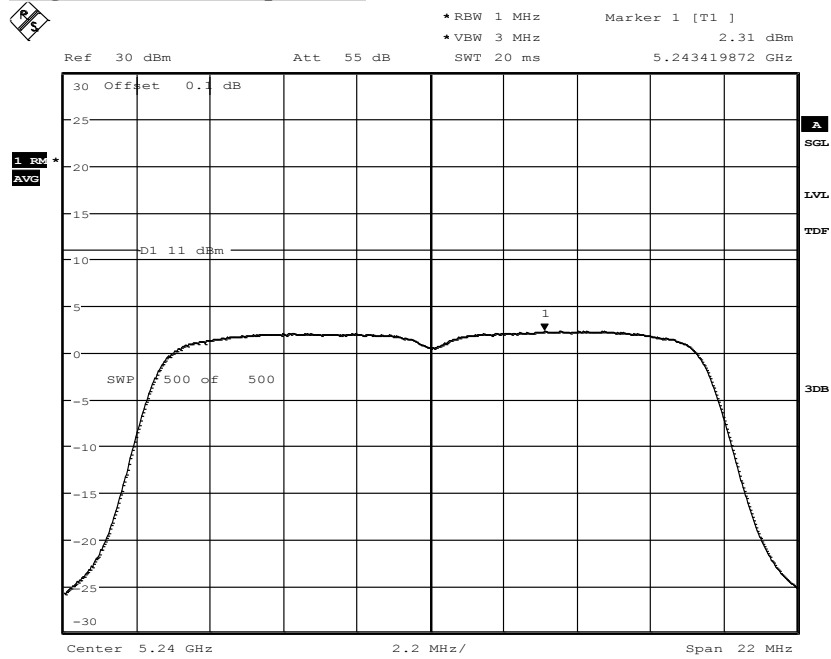
Date: 9.JUN.2016 10:51:21

Diagram a-Mode 24Mbps Ch40:



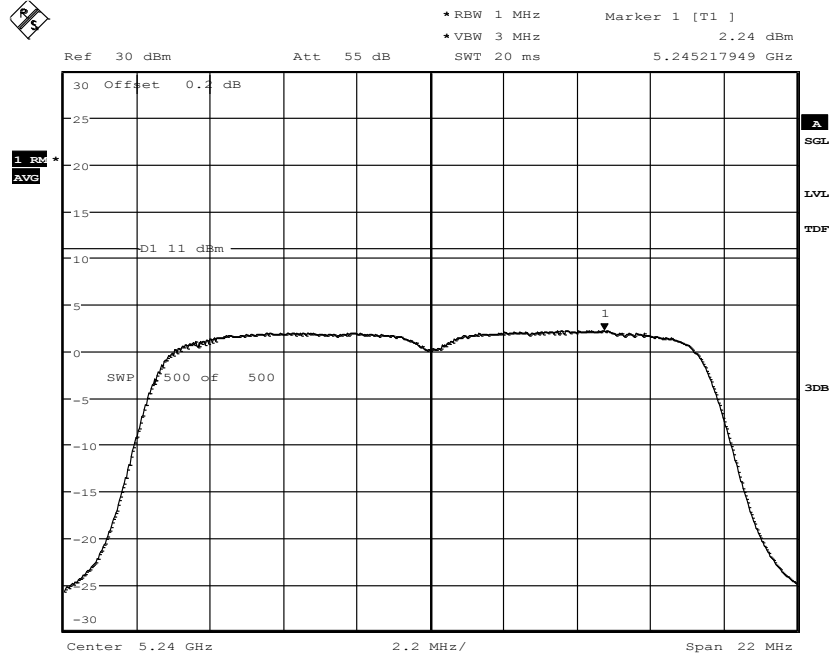
Date: 9.JUN.2016 10:54:13

Diagram a-Mode 6Mbps Ch48:



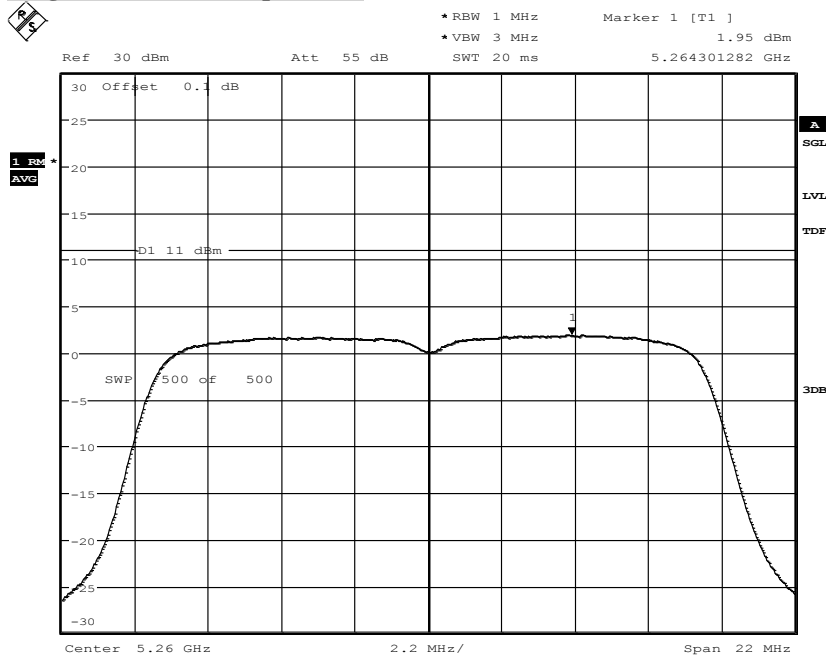
Date: 9.JUN.2016 10:59:05

Diagram a-Mode 24Mbps Ch48:



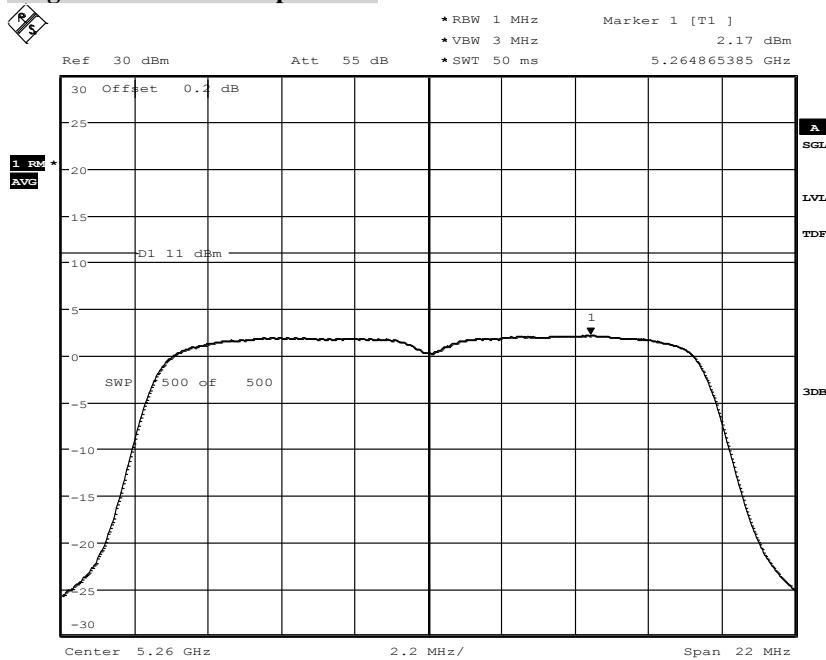
Date: 9.JUN.2016 10:56:14

Diagram a-Mode 6Mbps Ch52:



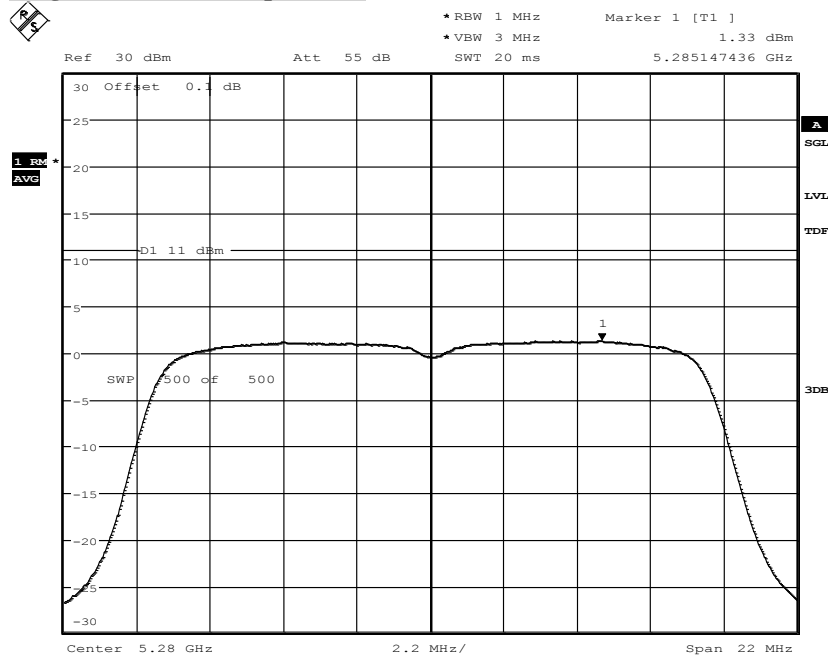
Date: 9.JUN.2016 11:03:10

Diagram a-Mode 24Mbps Ch52:



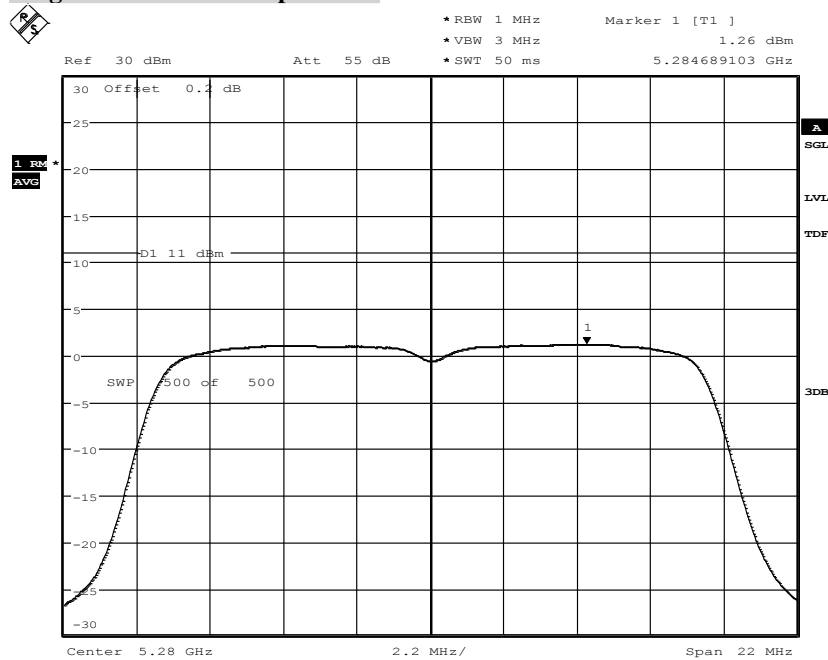
Date: 9.JUN.2016 11:33:49

Diagram a-Mode 6Mbps Ch56:



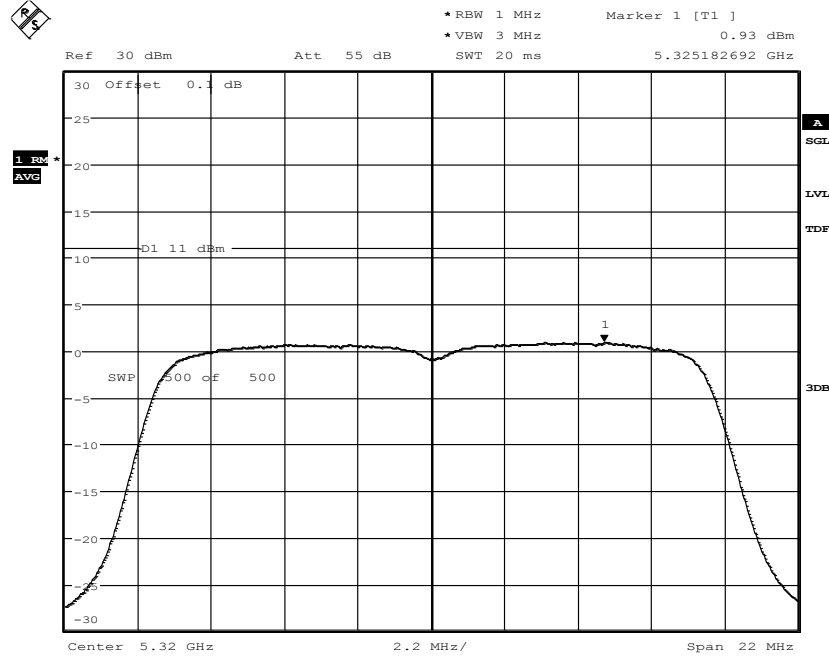
Date: 9.JUN.2016 11:07:01

Diagram a-Mode 24Mbps Ch56:



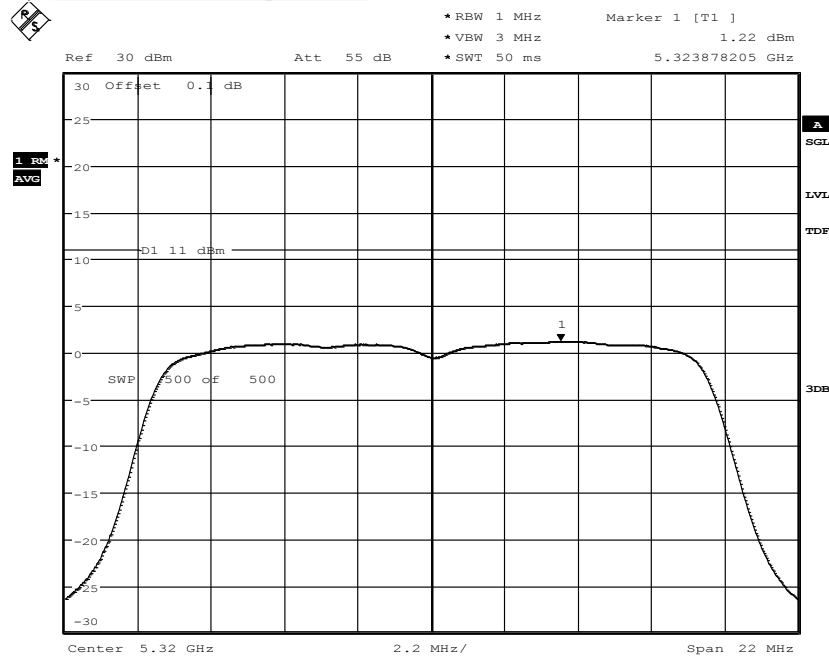
Date: 9.JUN.2016 11:35:25

Diagram a-Mode 6Mbps Ch64:



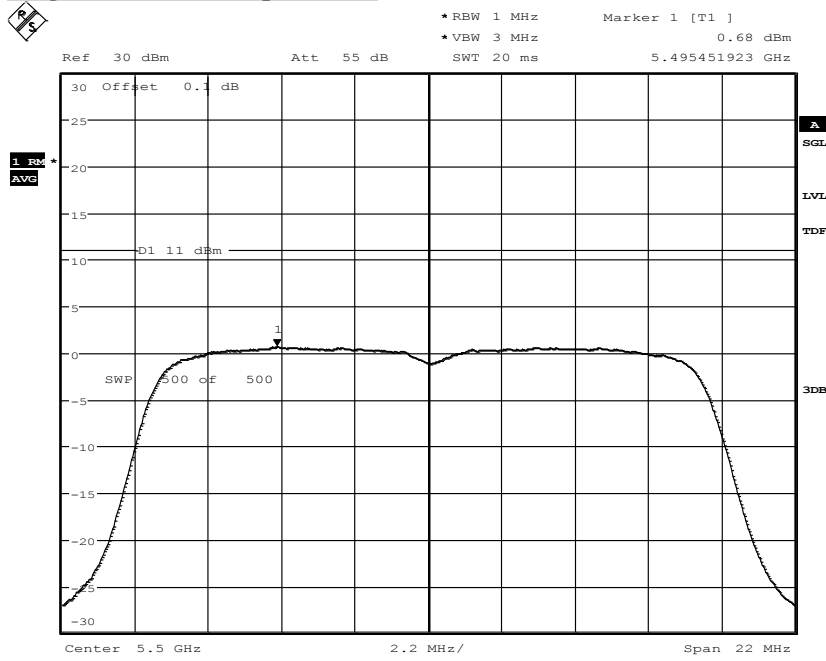
Date: 9.JUN.2016 11:08:58

Diagram a-Mode 9Mbps Ch64:



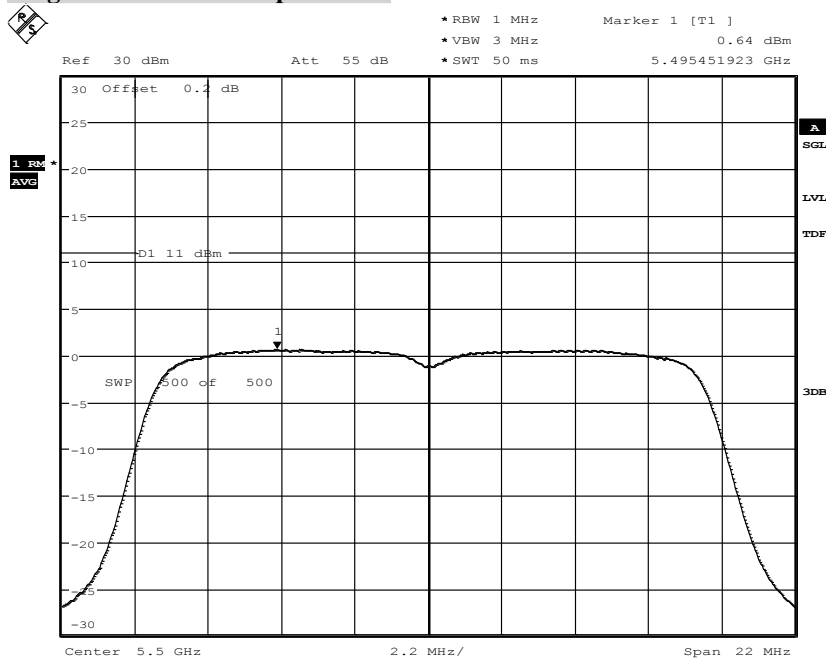
Date: 9.JUN.2016 11:47:36

Diagram a-Mode 6Mbps Ch100:



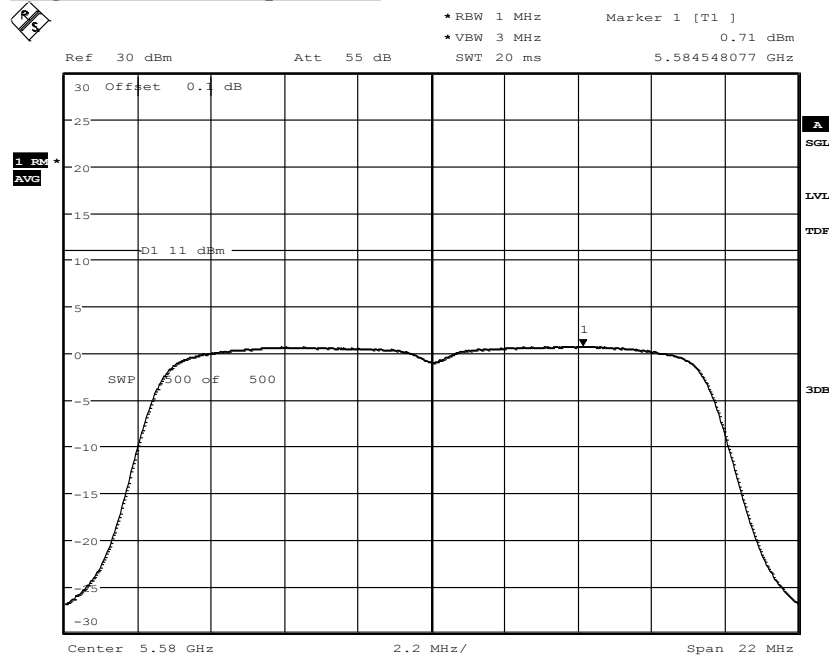
Date: 9.JUN.2016 11:12:11

Diagram a-Mode 24Mbps Ch100:



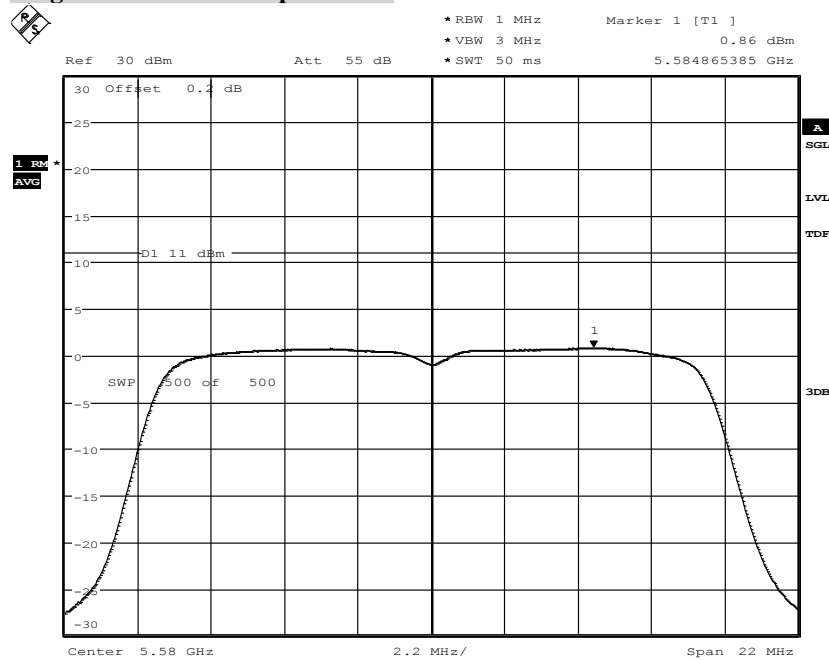
Date: 9.JUN.2016 11:31:06

Diagram a-Mode 6Mbps Ch116:



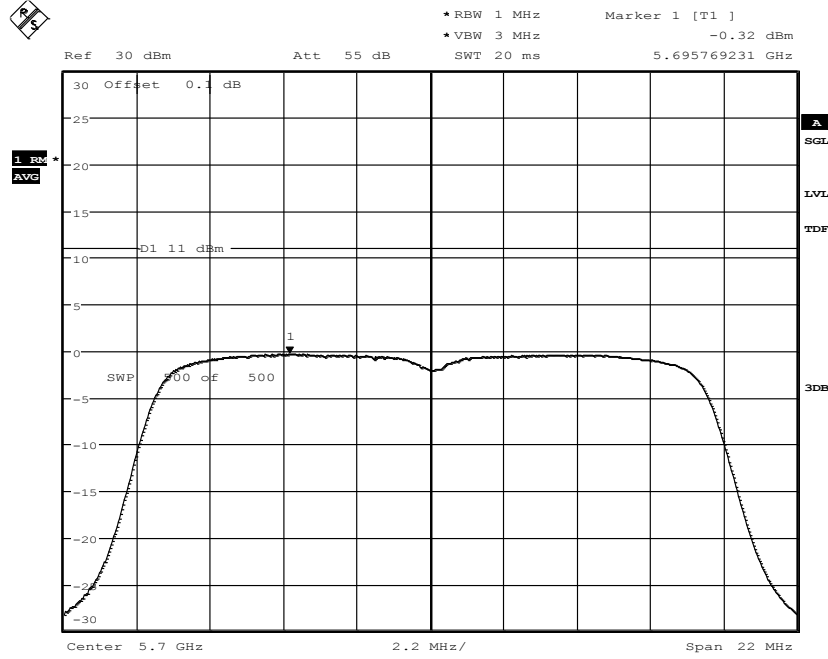
Date: 9.JUN.2016 11:15:38

Diagram a-Mode 18Mbps Ch116:



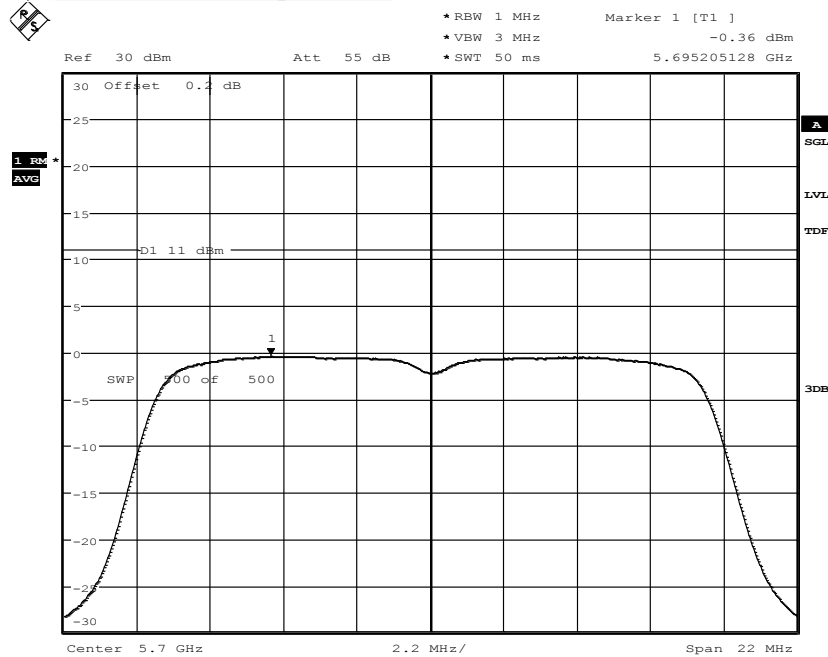
Date: 9.JUN.2016 11:44:06

Diagram a-Mode 6Mbps Ch140:



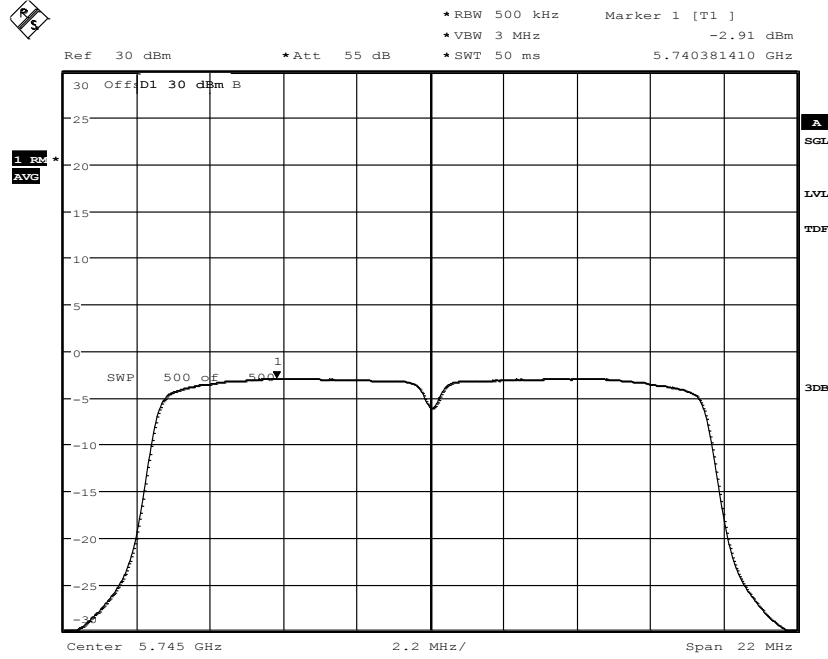
Date: 9.JUN.2016 11:20:02

Diagram a-Mode 24Mbps Ch140:



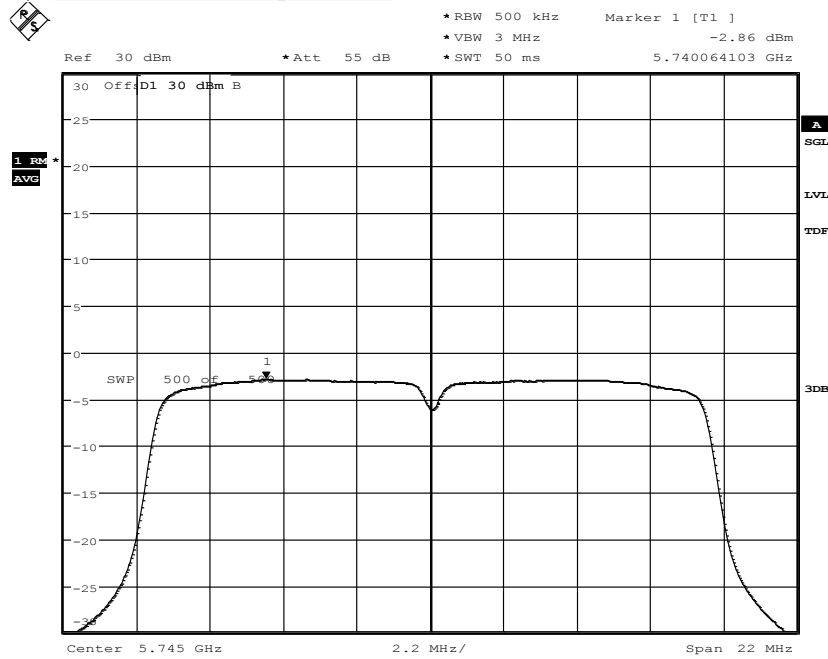
Date: 9.JUN.2016 11:27:37

Diagram a-Mode 6Mbps Ch149:



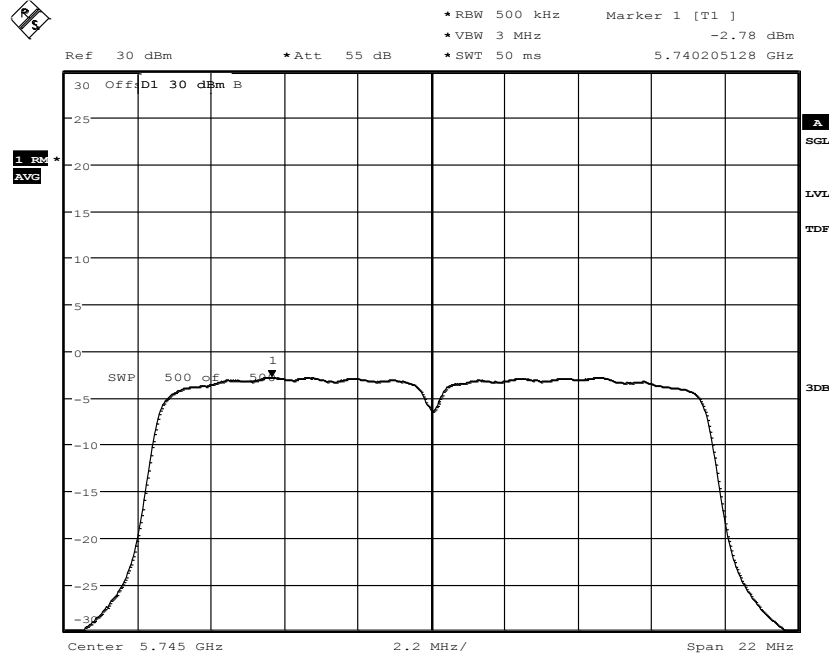
Date: 9.JUN.2016 13:57:05

Diagram a-Mode 12Mbps Ch149:



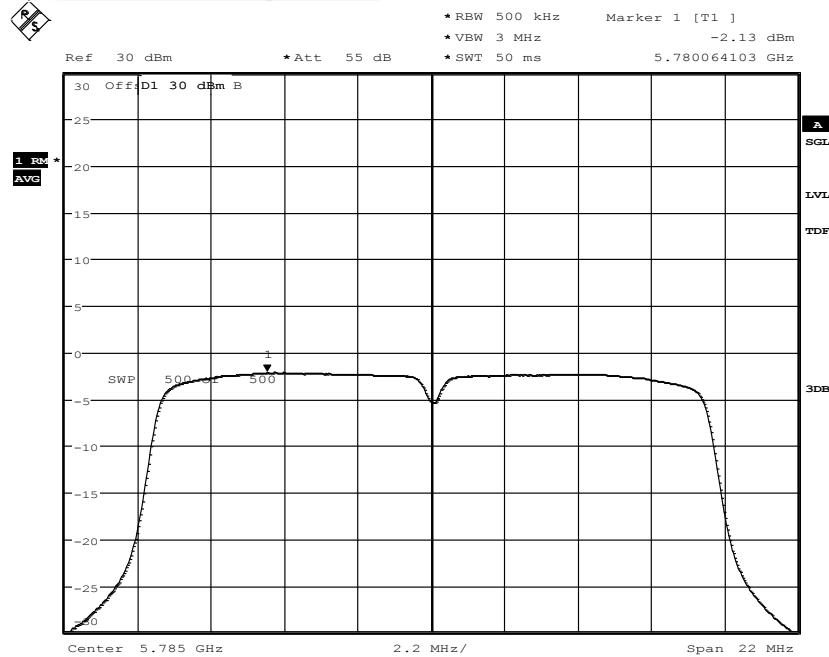
Date: 9.JUN.2016 13:41:26

Diagram a-Mode 24Mbps Ch149:



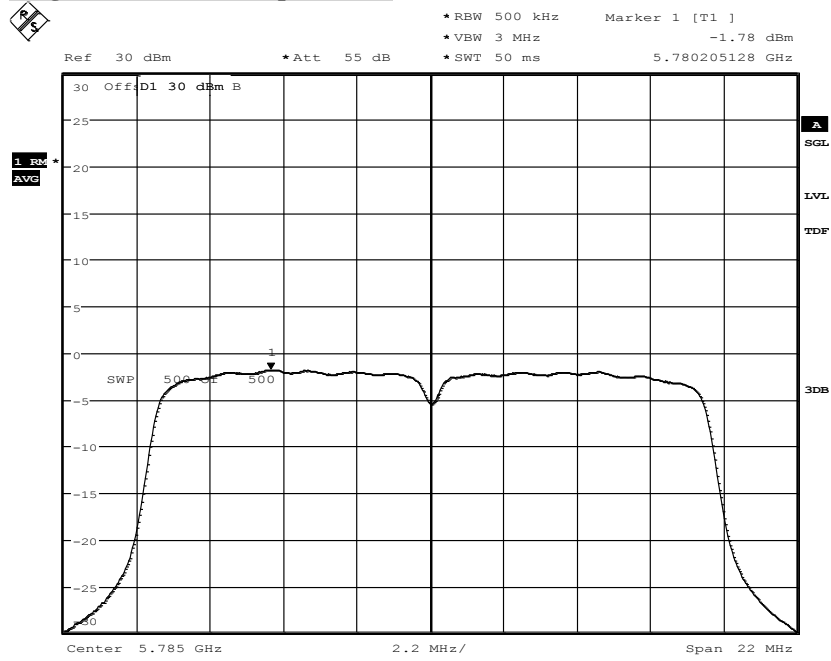
Date: 9.JUN.2016 13:54:18

Diagram a-Mode 6Mbps Ch157:



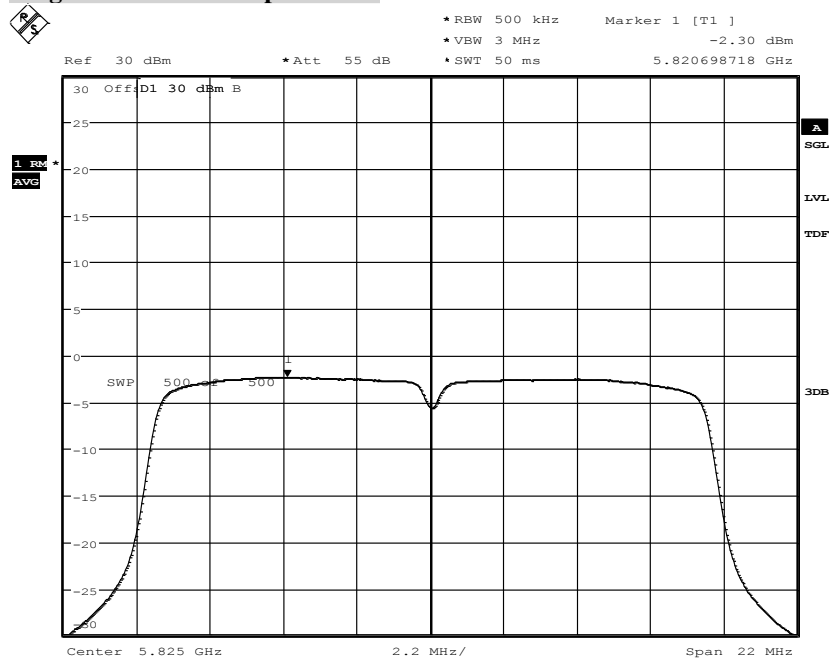
Date: 9.JUN.2016 13:38:54

Diagram a-Mode 24Mbps Ch157:



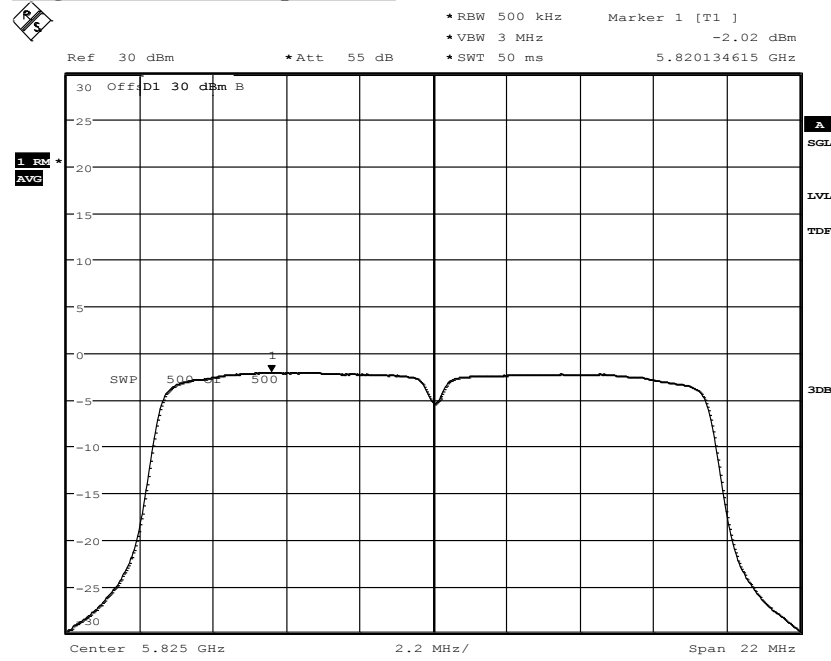
Date: 9.JUN.2016 13:51:35

Diagram a-Mode 6Mbps Ch165:



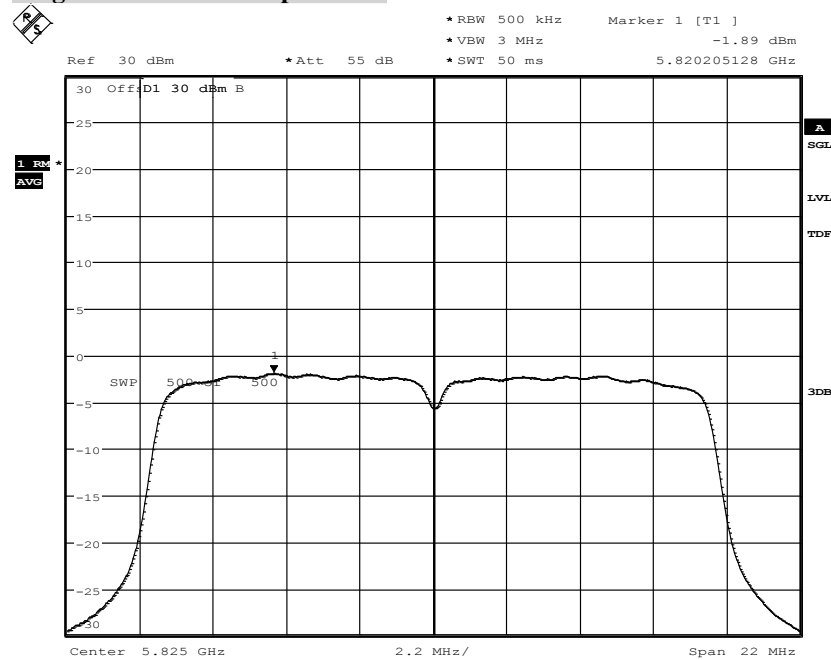
Date: 9.JUN.2016 13:34:55

Diagram a-Mode 12Mbps Ch165:



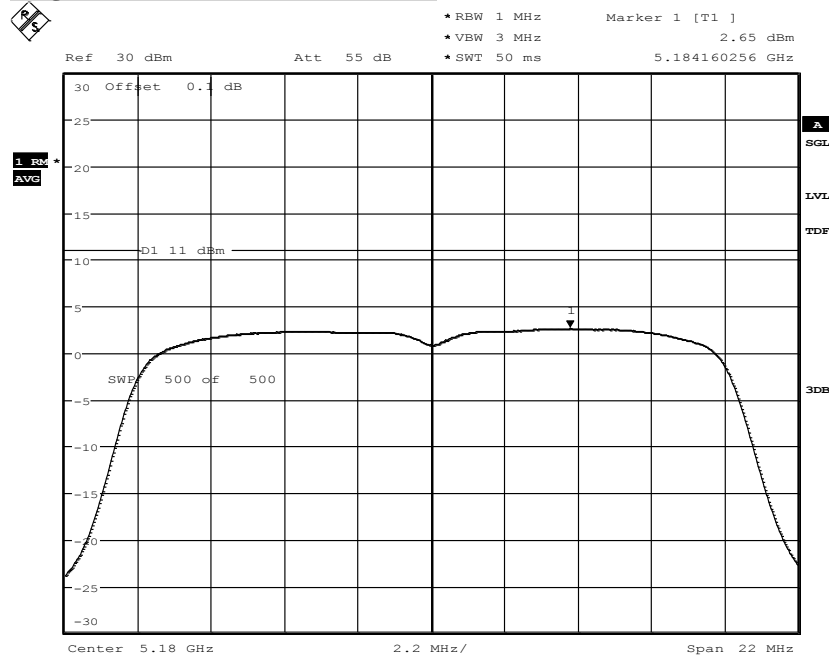
Date: 9.JUN.2016 13:43:05

Diagram a-Mode 24Mbps Ch165:



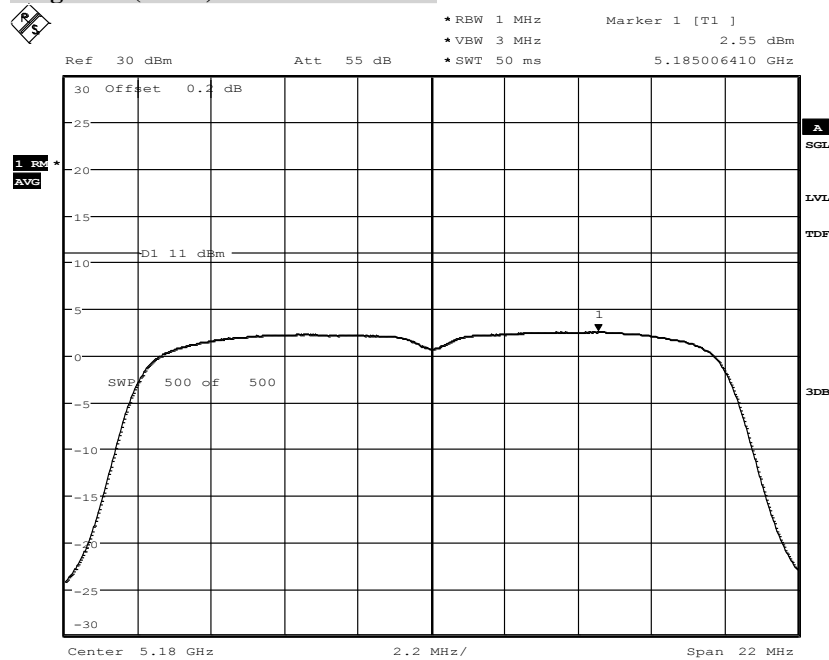
Date: 9.JUN.2016 13:47:20

Diagram n(HT20)-Mode MCS0 Ch36:



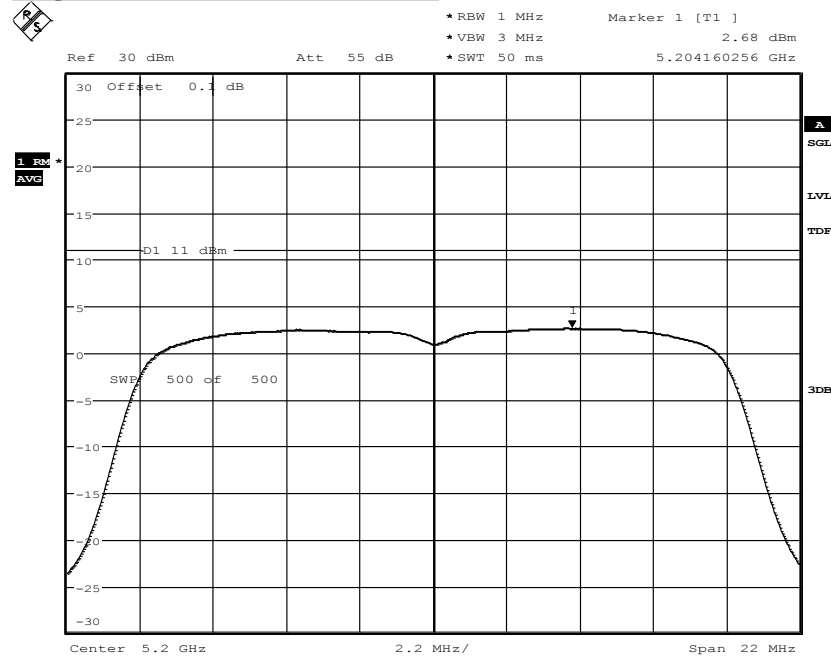
Date: 9.JUN.2016 11:50:20

Diagram n(HT20)-Mode MCS2 Ch36:



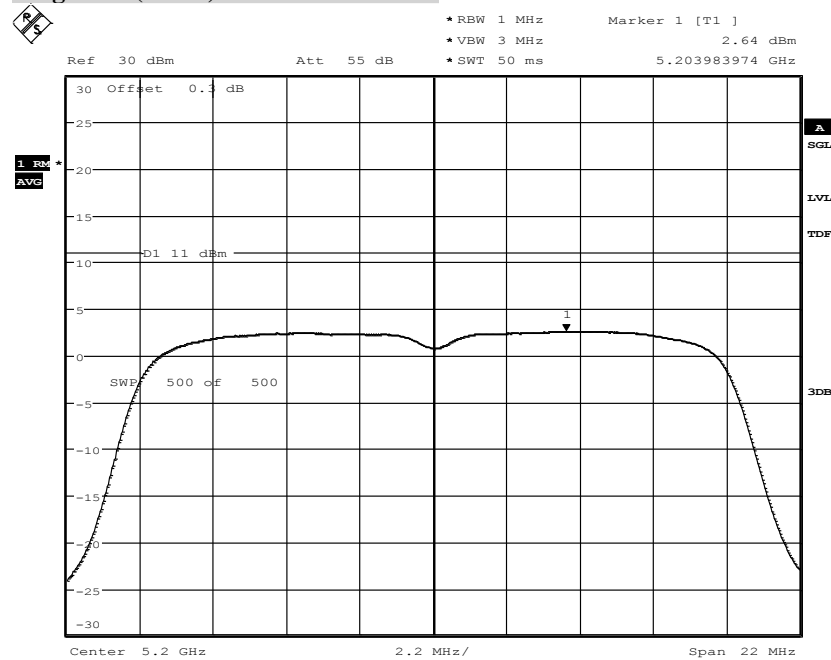
Date: 9.JUN.2016 12:23:39

Diagram n(HT20)-Mode MCS0 Ch40:



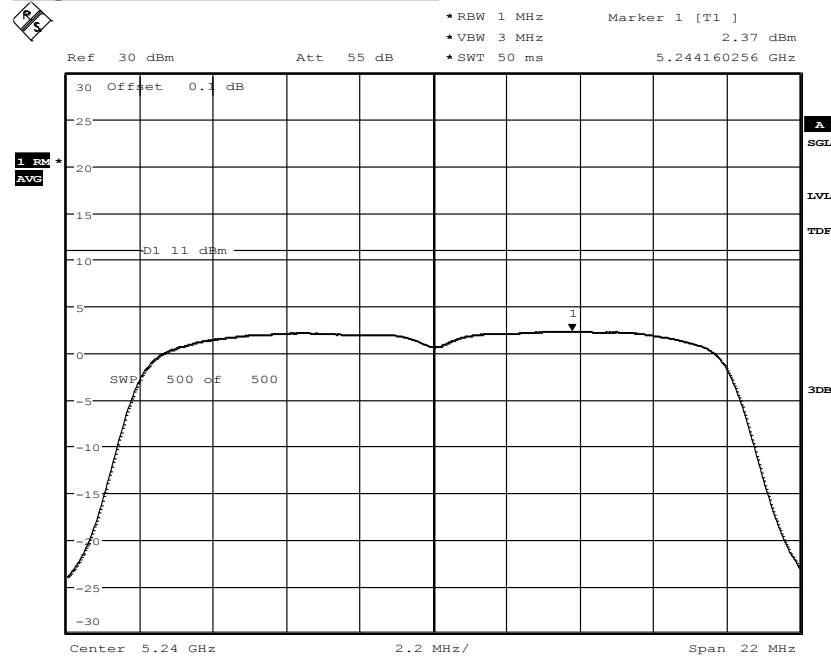
Date: 9.JUN.2016 11:51:53

Diagram n(HT20)-Mode MCS3 Ch40:



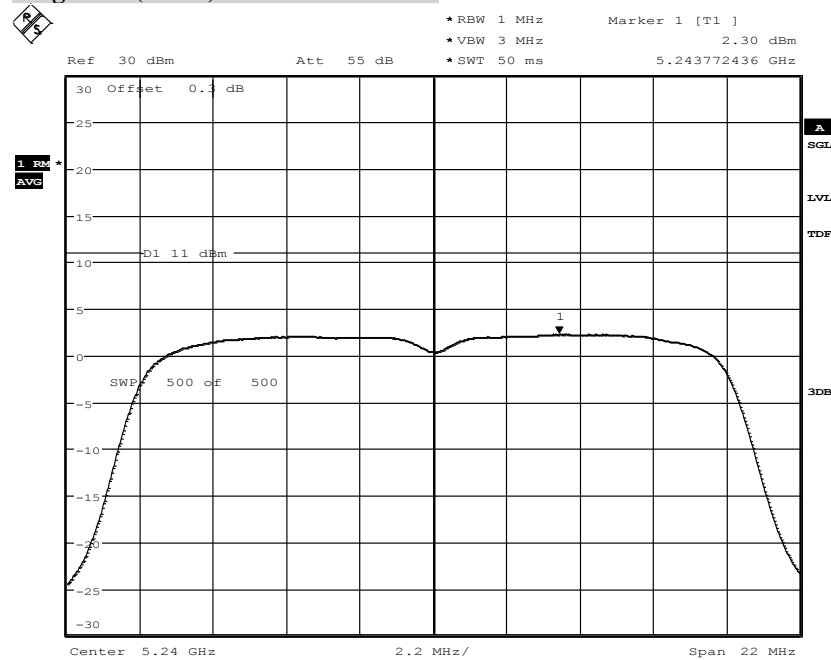
Date: 9.JUN.2016 12:20:16

Diagram n(HT20)-Mode MCS0 Ch48:



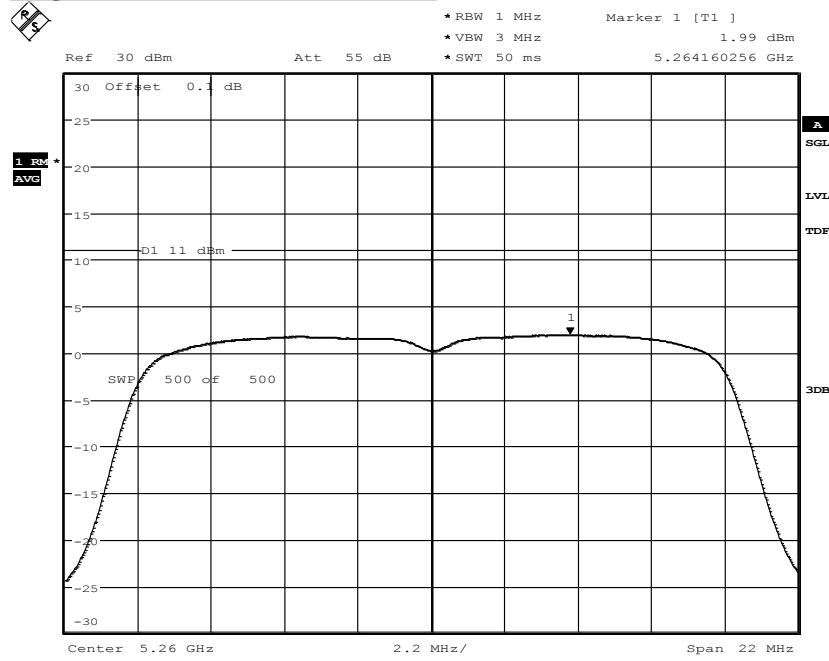
Date: 9.JUN.2016 11:53:16

Diagram n(HT20)-Mode MCS3 Ch48:



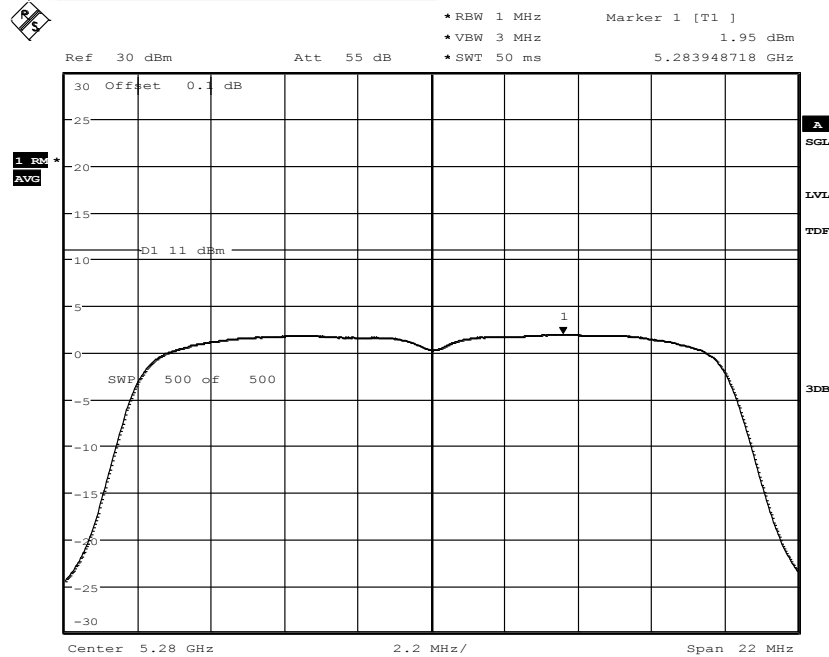
Date: 9.JUN.2016 12:18:35

Diagram n(HT20)-Mode MCS0 Ch52:



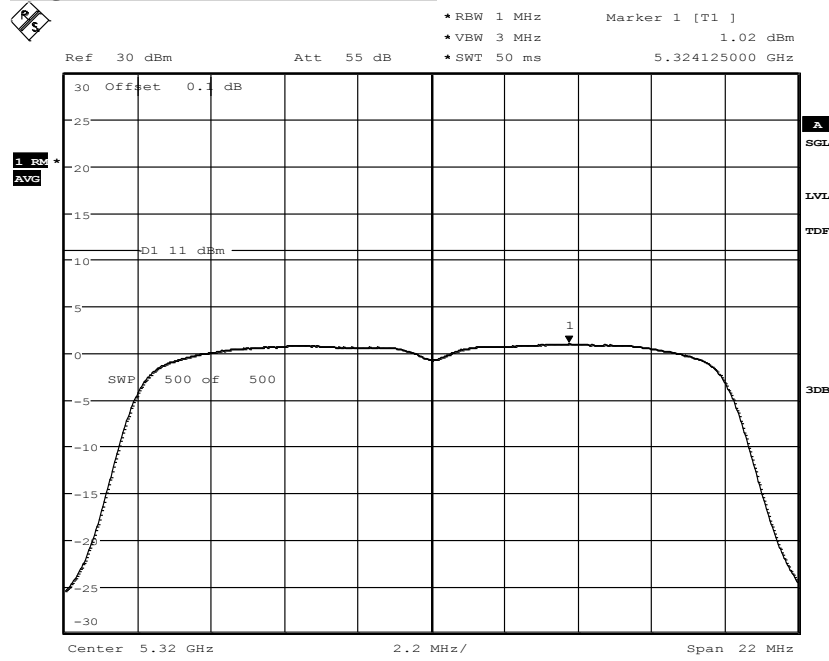
Date: 9.JUN.2016 11:55:41

Diagram n(HT20)-Mode MCS0 Ch56:



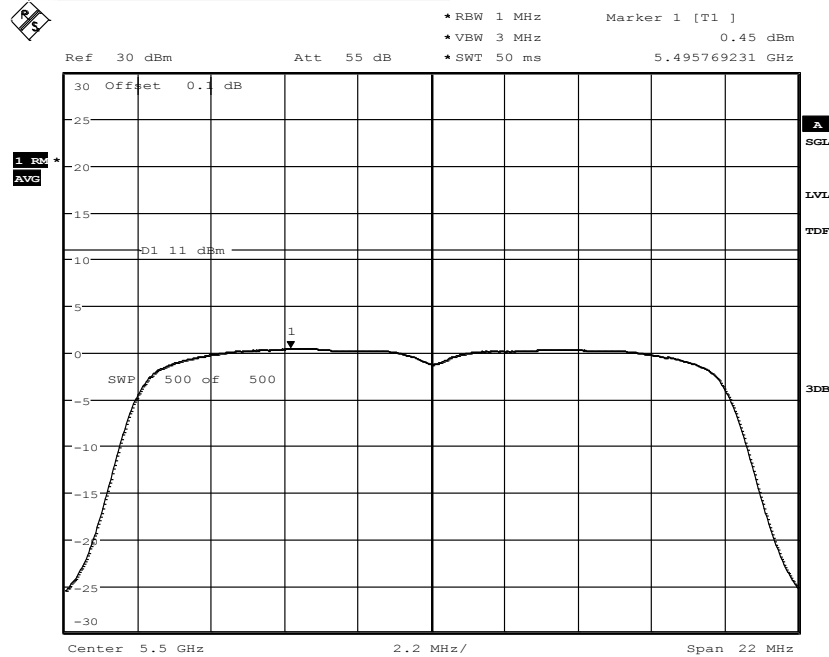
Date: 9.JUN.2016 11:57:17

Diagram n(HT20)-Mode MCS0 Ch64:



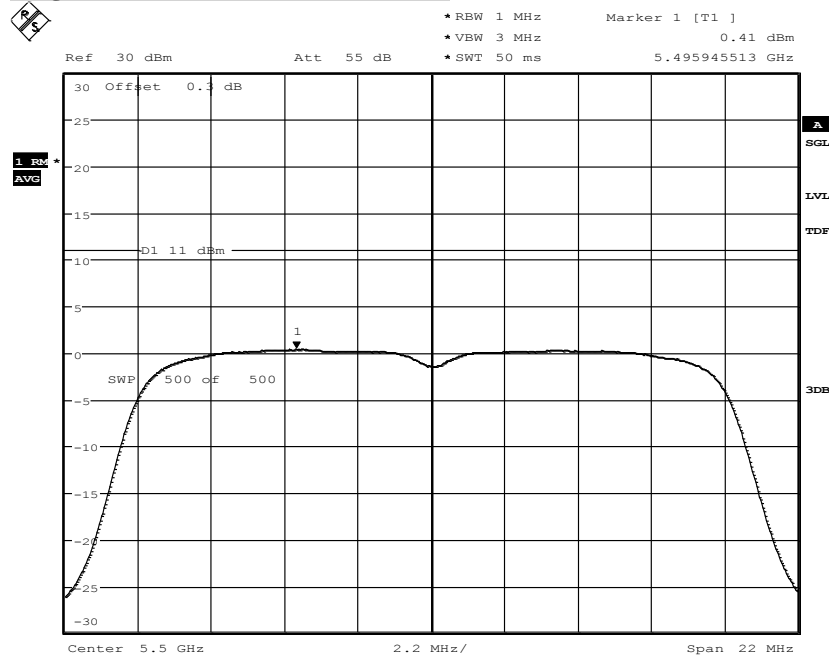
Date: 9.JUN.2016 11:59:04

Diagram n(HT20)-Mode MCS0 Ch100:



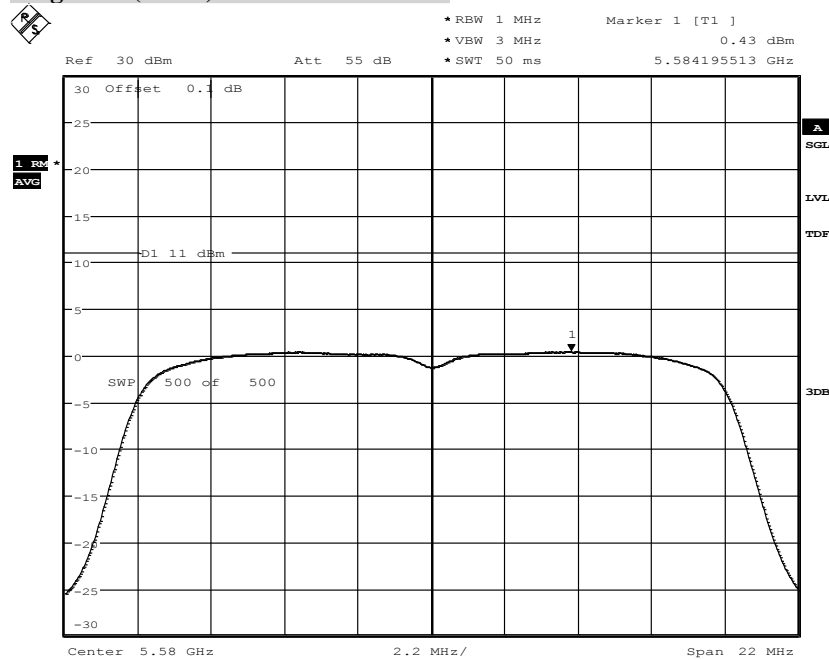
Date: 9.JUN.2016 12:01:02

Diagram n(HT20)-Mode MCS3 Ch100:



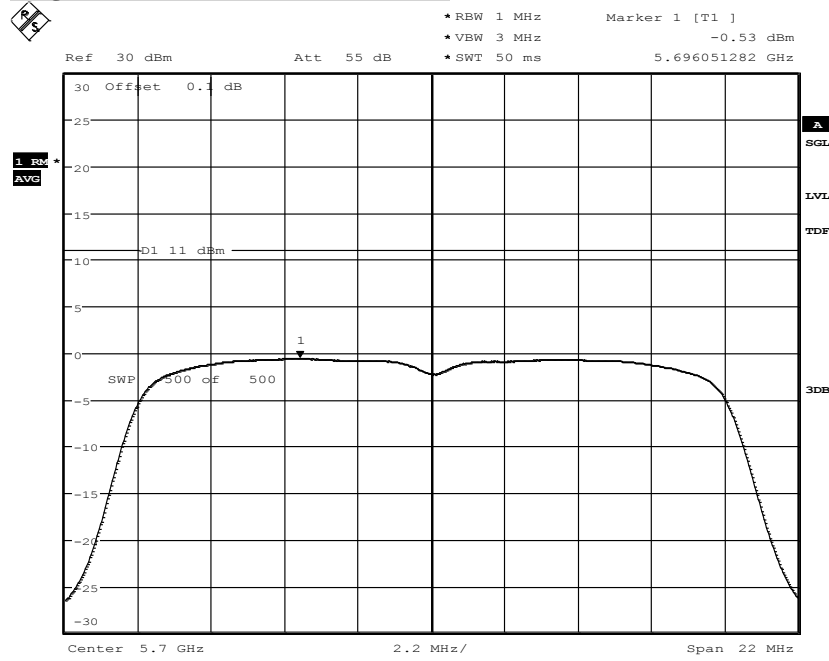
Date: 9.JUN.2016 12:14:28

Diagram n(HT20)-Mode MCS0 Ch116:



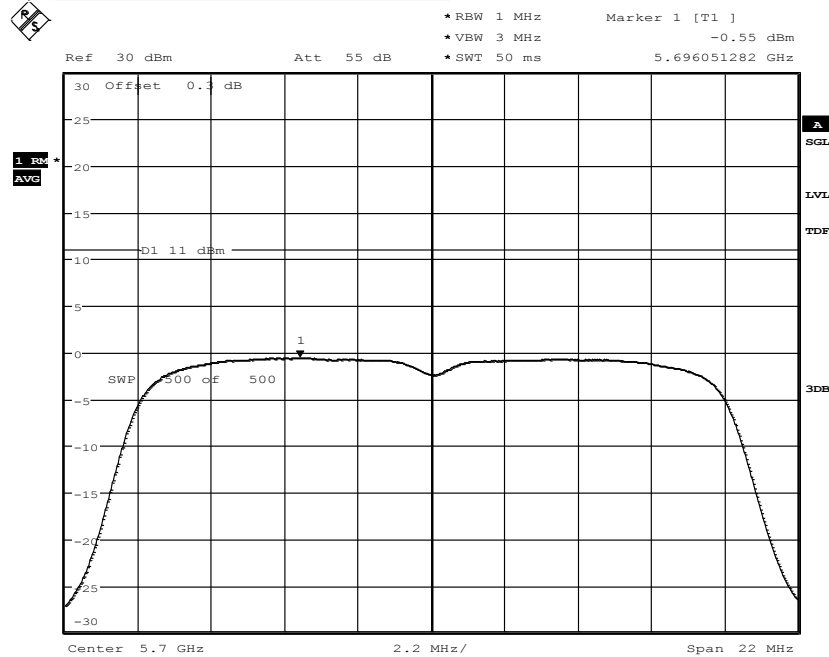
Date: 9.JUN.2016 12:03:37

Diagram n(HT20)-Mode MCS0 Ch140:



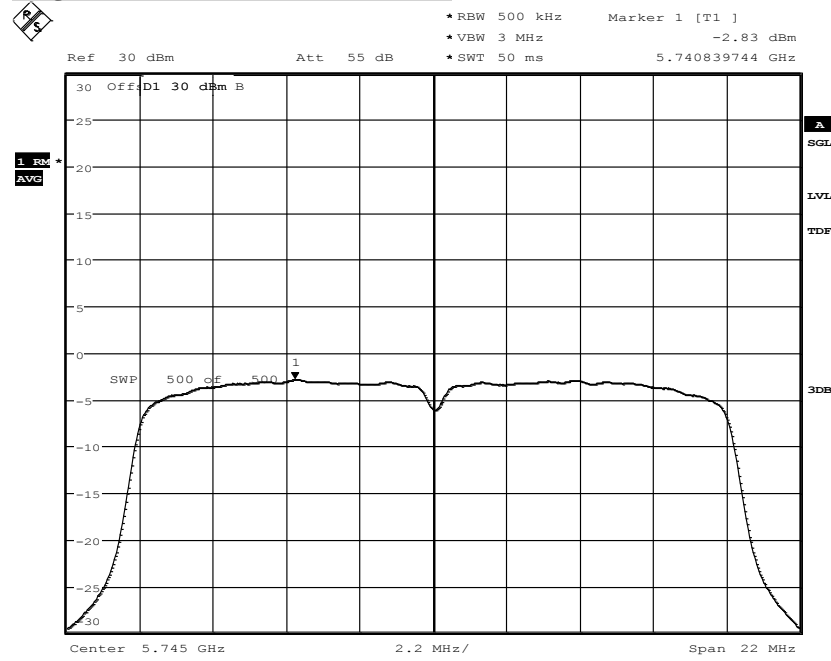
Date: 9.JUN.2016 12:05:34

Diagram n(HT20)-Mode MCS3 Ch140:



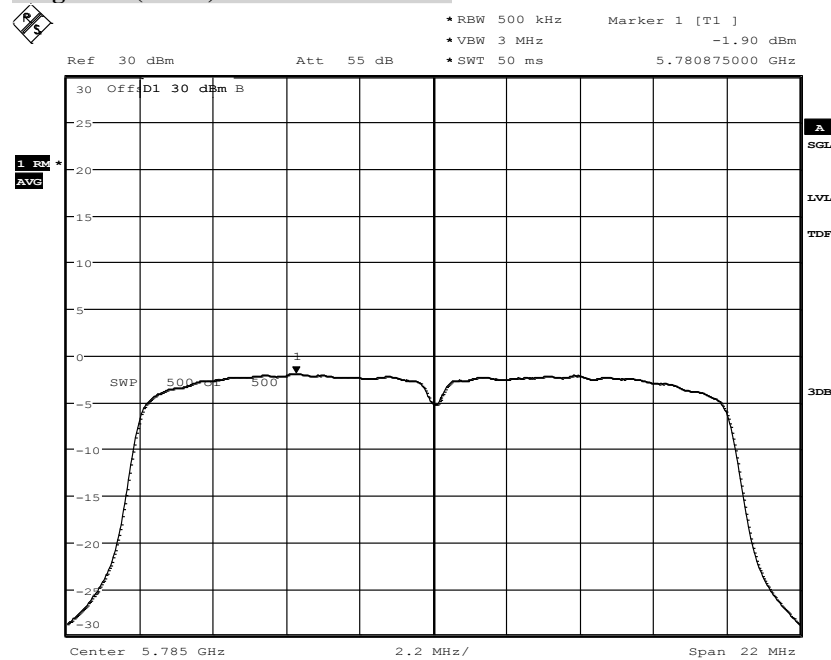
Date: 9.JUN.2016 12:11:29

Diagram n(HT20)-Mode MCS0 Ch149:



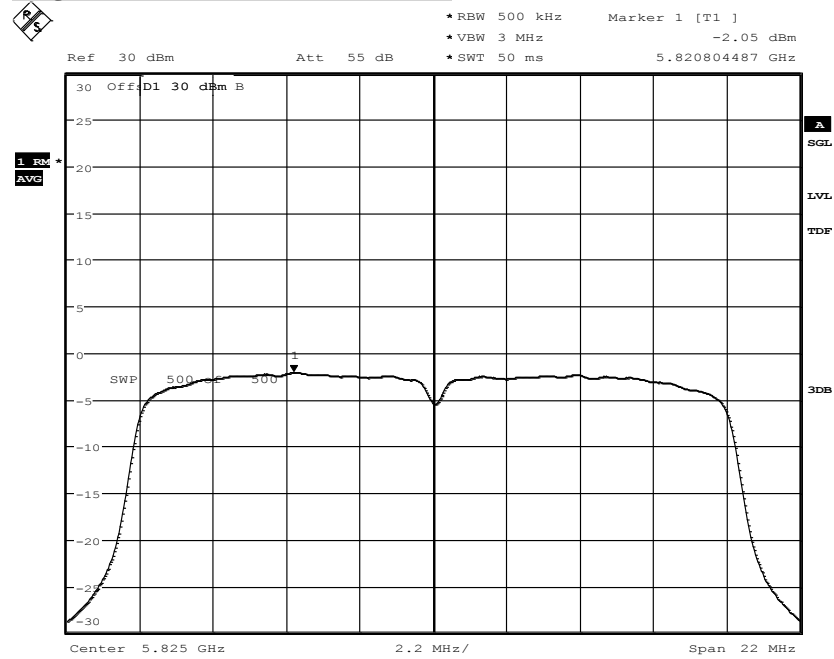
Date: 9.JUN.2016 12:27:04

Diagram n(HT20)-Mode MCS0 Ch157:



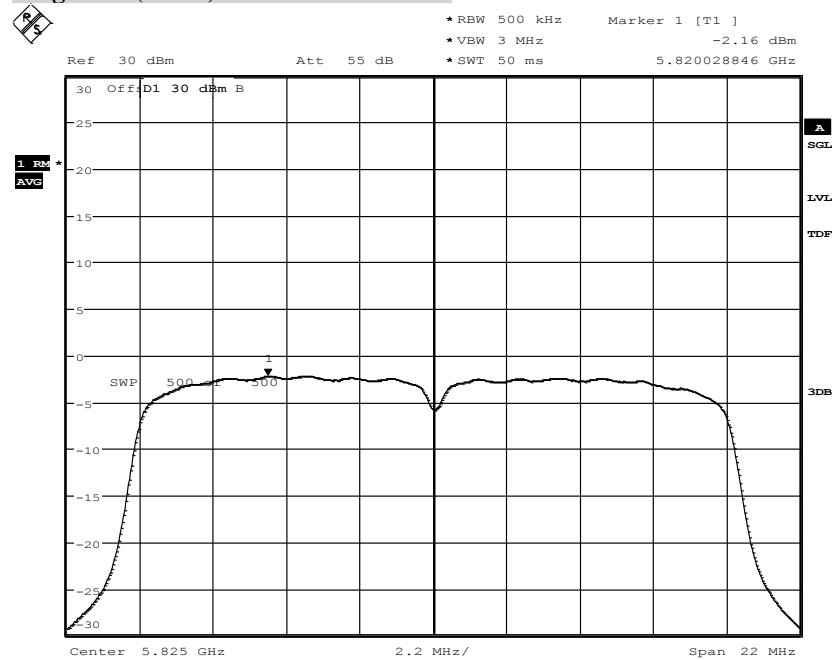
Date: 9.JUN.2016 12:29:22

Diagram n(HT20)-Mode MCS0 Ch165:



Date: 9.JUN.2016 12:31:12

Diagram n(HT20)-Mode MCS3 Ch165:



Date: 9.JUN.2016 12:33:11

4. Radiated magnetic field strengths measurements (9kHz to 30MHz)

Diagram No: 2.07_WLAN_a mode_6Mbps_Ch140_9kHz-30 MHz

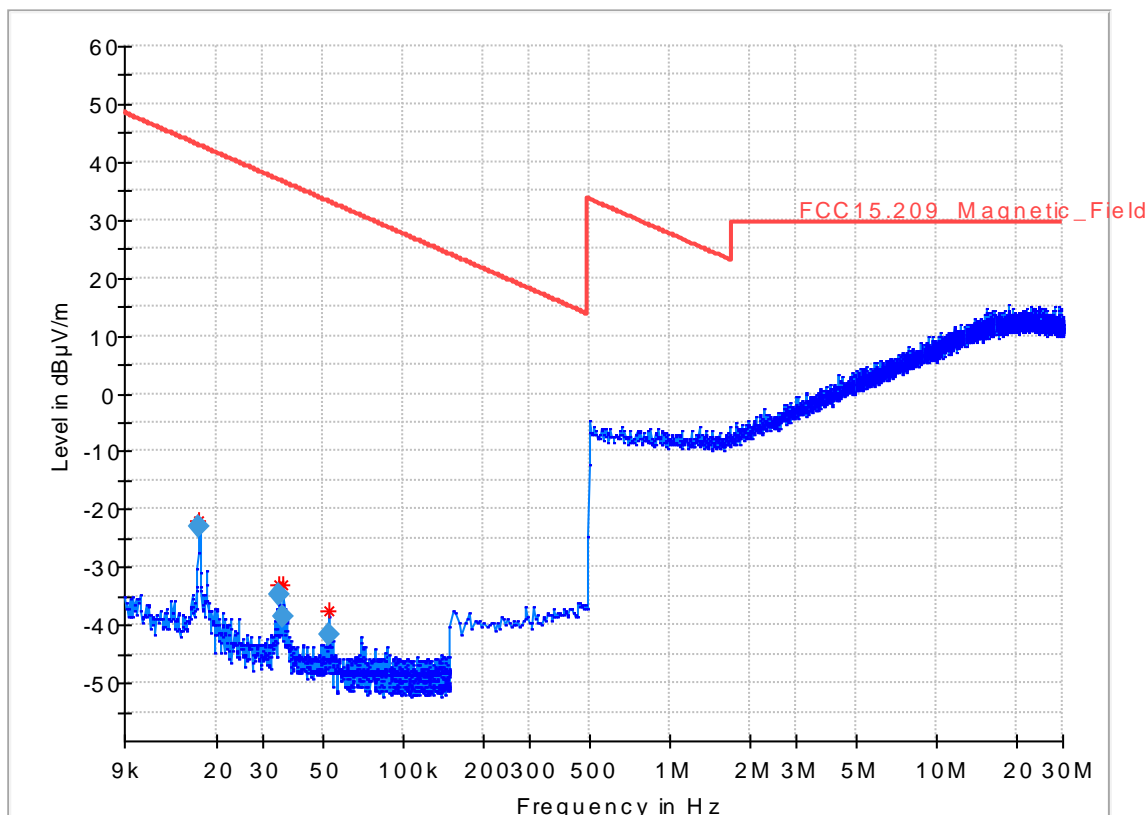
Common Information

Test description:	Magnetic Field Strength Measurement related to 30/300 m distance
Test site and distance:	Ref.-Nr. 441 Semi Anechoic Room (SAR) with 3 m measurement distance
Version of Testsoftware:	EMC32 V9.25.0
Distance correction:	used accord. table, pls. see test report
Used filter:	bypass
Technical Data:	please see page 2 for detailed data of measurement setup
Rec. antenna (pre-scan):	height 1.00 m, parallel and 90° to EUT polarisation
Test specification.:	FCC 15.209/15.205; RSS-Gen., Issue 4
Operator:	RI
Operating conditions:	TX-on WLAN 802.16 a-mode, BW 20 MHz channel 140; 6Mbps;

EUT Information

Manufacturer:	Datalogic ADCL S.r.l.
MODEL:	JOYA TOUCH
EuT Type:	P00AN04HL0GT0W7-GRR
P/N:	911350013
S/N:	Z16P00015
HW Version:	Beta HW Version
SW Version:	WEC7
Firmware Version:	2.16
Input:	Fully Charged Internal Battery
Comments:	Entry Level HAL WLAN+BT Handheld

Full Spectrum



Final Result

Frequency (MHz)	RMS (dB μ V/m)	Limit (dB μ V/m)	Margin (dB)	Meas. Time (ms)	Bandwidth (kHz)	Height (cm)	Pol	Azimuth (deg)	Corr. (dB)
0.017160	-23.01	42.91	65.91	1000.0	0.200	100.0	H	103.0	-58.7
0.034360	-34.93	36.88	71.80	1000.0	0.200	100.0	H	265.0	-59.5
0.035560	-38.42	36.58	75.00	1000.0	0.200	100.0	H	276.0	-59.5
0.052680	-41.75	33.17	74.92	1000.0	0.200	100.0	H	49.0	-59.7

Diagram No: 2.08_WLAN_n(HT20)_MCS0_Ch40_9kHz-30 MHz

Common Information

Test Description:	Magnetic Field Strength Measurement related to 30/300 m distance
Test site and distance:	Ref.-Nr. 441 Semi Anechoic Room (SAR) with 3 m measurement distance
Version of Testsoftware:	EMC32 V9.25.0
Distance correction:	used accord. table, pls. see test report
Used filter:	bypass
Technical Data:	please see page 2 for detailed data of measurement setup
Rec. antenna (pre-scan):	height 1.00 m, parallel and 90° to EUT polarisation
Test specification:	FCC 15.209/15.205; RSS-Gen., Issue 4
Operating Mode:	TX-on WLAN 802.16 n(HT20), channel 40; MCS0;
Operator Name:	Ase
Operating conditions:	Humidity: 45%rH; Temperature: 22°C

EUT Information

Manufacturer:	Datalogic ADCL S.r.l.
MODEL:	JOYA TOUCH
EuT Type:	P00AN04HL0GT0W7-GRR
P/N:	911350013
S/N:	Z16P00015
HW Version:	Beta HW Version
SW Version:	WEC7
Firmware Version:	2.16
Input:	Fully Charged Internal Battery
Comments:	--

Full Spectrum

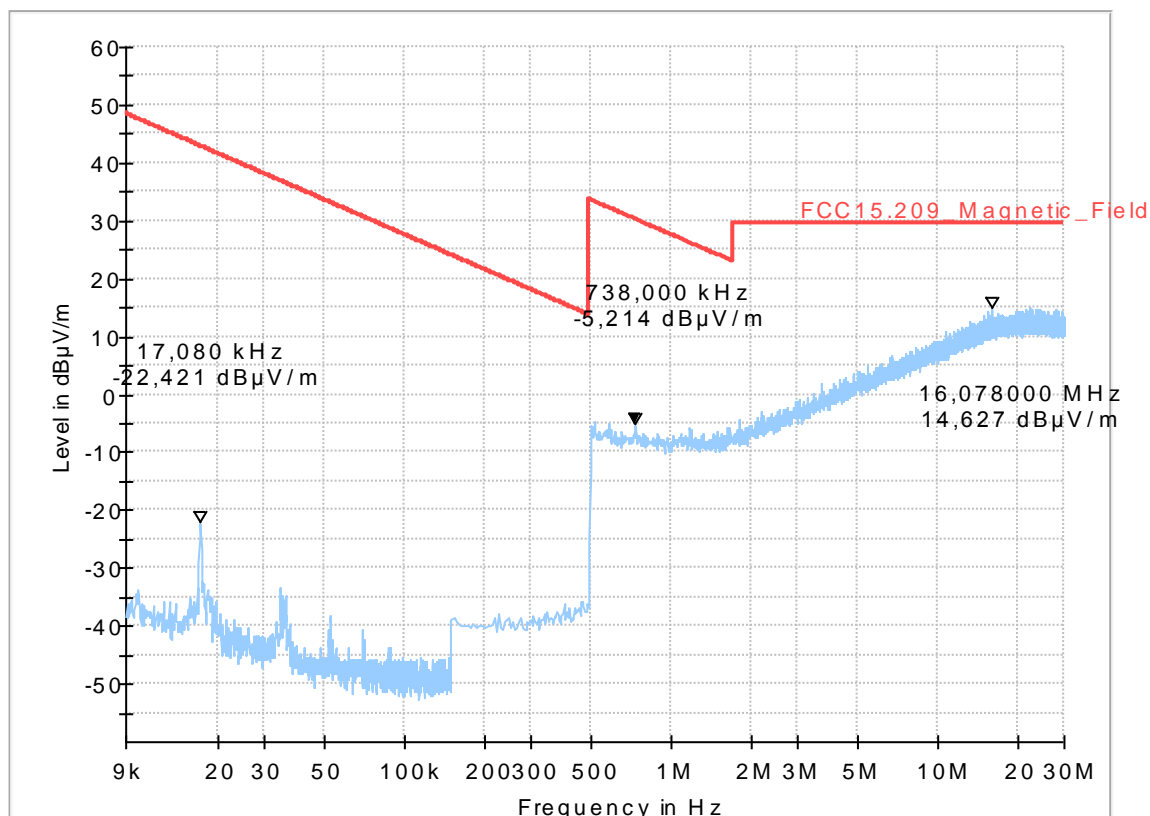


Diagram No: 2.09_WLAN_n(HT20)_MCS0_Ch100_9kHz-30 MHz

Common Information

Test Description:	Magnetic Field Strength Measurement related to 30/300 m distance
Test site and distance:	Ref.-Nr. 441 Semi Anechoic Room (SAR) with 3 m measurement distance
Version of Testsoftware:	EMC32 V9.25.0
Distance correction:	used accord. table, pls. see test report
Used filter:	bypass
Technical Data:	please see page 2 for detailed data of measurement setup
Rec. antenna (pre-scan):	height 1.00 m, parallel and 90° to EUT polarisation
Test specification:	FCC 15.209/15.205; RSS-Gen., Issue 4
Operating Mode:	TX-on WLAN 802.16 n(HT20), channel 100; MCS0;
Operator Name:	Ase
Operating conditions:	Humidity: 45%rH; Temperature: 22°C

EUT Information

Manufacturer:	Datalogic ADCL S.r.l.
MODEL:	JOYA TOUCH
EuT Type:	P00AN04HL0GT0W7-GRR
P/N:	911350013
S/N:	Z16P00015
HW Version:	Beta HW Version
SW Version:	WEC7
Firmware Version:	2.16
Input:	Fully Charged Internal Battery
Comments:	--

Full Spectrum

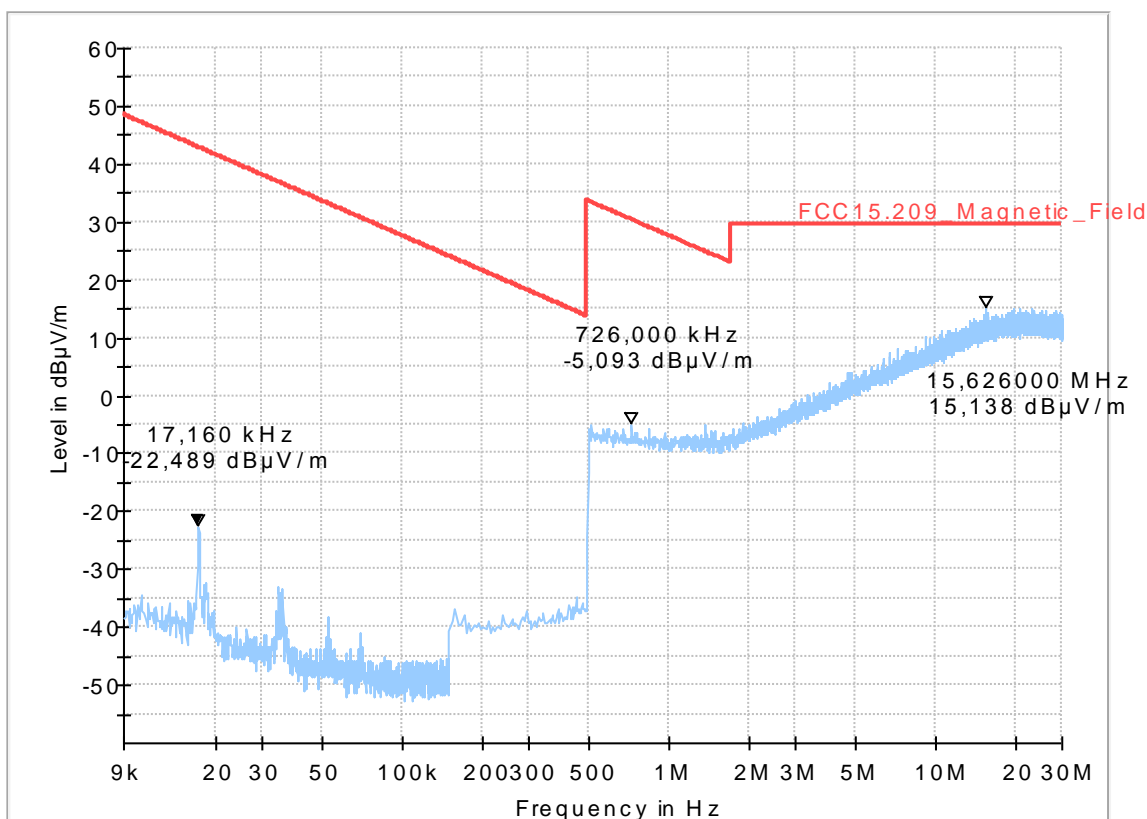


Diagram No: 2.10_WLAN_n(HT20)_MCS0_Ch149_9kHz-30 MHz

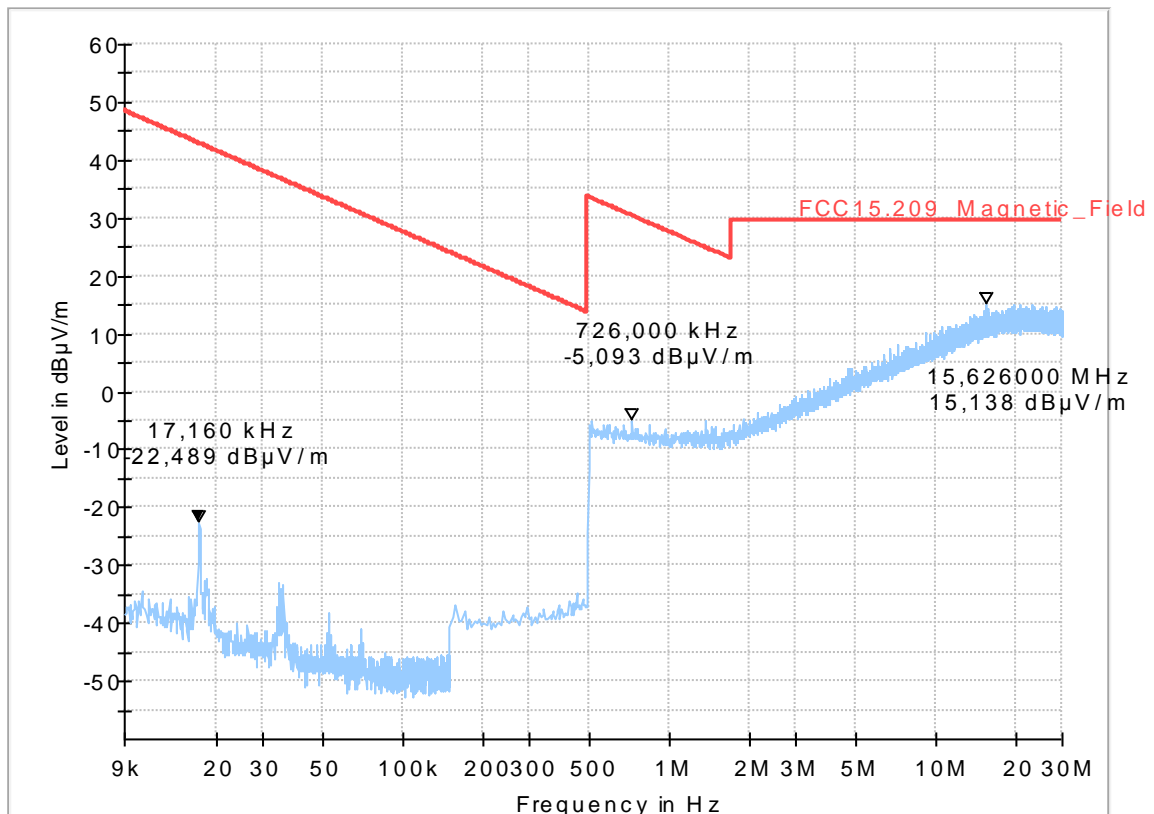
Common Information

Test Description:	Magnetic Field Strength Measurement related to 30/300 m distance
Test site and distance:	Ref.-Nr. 441 Semi Anechoic Room (SAR) with 3 m measurement distance
Version of Testsoftware:	EMC32 V9.25.0
Distance correction:	used accord. table, pls. see test report
Used filter:	bypass
Technical Data:	please see page 2 for detailed data of measurement setup
Rec. antenna (pre-scan):	height 1.00 m, parallel and 90° to EUT polarisation
Test specification:	FCC 15.209/15.205; RSS-Gen., Issue 4
Operating Mode:	TX-on WLAN 802.11 n(HT20), channel 149; MCS0;
Operator Name:	Ase
Operating conditions:	Humidity: 45%rH; Temperature: 22°C
Power during tests:	full charged battery

EUT Information

Manufacturer:	Datalogic ADCL S.r.l.
MODEL:	JOYA TOUCH
EuT Type:	P00AN04HL0GT0W7-GRR
P/N:	9113500013
S/N:	Z16P00015
HW Version:	Beta HW Version
SW Version:	WEC7
Firmware Version:	2.11
Input:	Fully Charged Internal Battery
Comments:	--

Full Spectrum



5. Radiated field strengths measurements (30MHz to 1GHz)

Diagram No: 3.07_WLAN_a mode_6 Mbps Ch140_30 MHz - 1 GHz

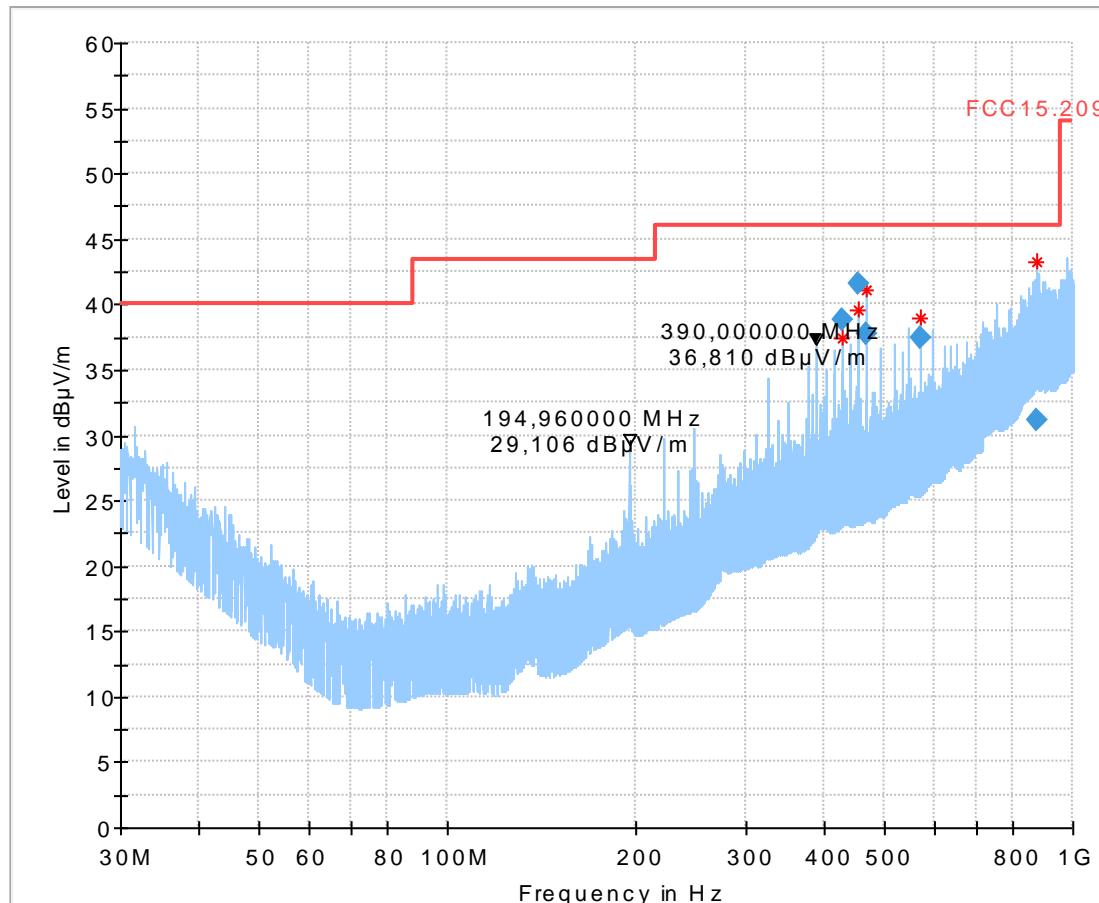
Common Information

Test description:	Electric Field Strength Measurement
Test site and distance:	Ref.-Nr. 441 Semi Anechoic Room (SAR) with 3 m measurement distance
Version of Testsoftware:	EMC32 V9.25.0
Distance correction:	not used
Technical Data:	Please see page 2 for detailed data of measurement setup
Rec. antenna (pre-scan):	height 1.00 m, parallel and 90° to EUT polarisation
Used filter:	TP NLP-1200
Test specification:	FCC 15.205 § 15.209; RSS-Gen: Issue 4
Operator:	Aph
Operating conditions:	TX-on Continuous
Operating Mode:	TX-on WLAN 802.16 a-mode, BW 20 MHz channel 140; 6 Mbps
Comment 2:	--

EUT Information

Manufacturer:	Datalogic ADCL S.r.l.
MODEL:	JOYA TOUCH
EuT Type:	P00AN04HL0GT0W7-GRR
P/N:	911350013
S/N:	Z16P00015
HW Version:	Beta HW Version
SW Version:	WEC7
Firmware Version:	2.16
Input:	Fully Charged Internal Battery
Comments:	--

Full Spectrum



Final Result

Frequency (MHz)	QuasiPeak (dBµV/m)	Limit (dBµV/m)	Margin (dB)	Meas. Time (ms)	Bandwidth (kHz)	Height (cm)	Pol	Azimuth (deg)	Elevation (deg)	Corr. (dB)
429.000000	38.79	46.00	7.21	1000.0	120.000	112.0	V	313.0	0.0	19.3
454.980000	41.55	46.00	4.45	1000.0	120.000	105.0	V	310.0	0.0	19.5
467.980000	37.83	46.00	8.17	1000.0	120.000	105.0	V	121.0	90.0	19.7
571.960000	37.37	46.00	8.63	1000.0	120.000	109.0	H	108.0	90.0	21.7
873.060000	31.09	46.00	14.91	1000.0	120.000	288.0	H	20.0	0.0	26.7

Diagram No: 3.08_WLAN_n(HT20) mode_MCS0_Ch40_30 MHz - 1 GHz

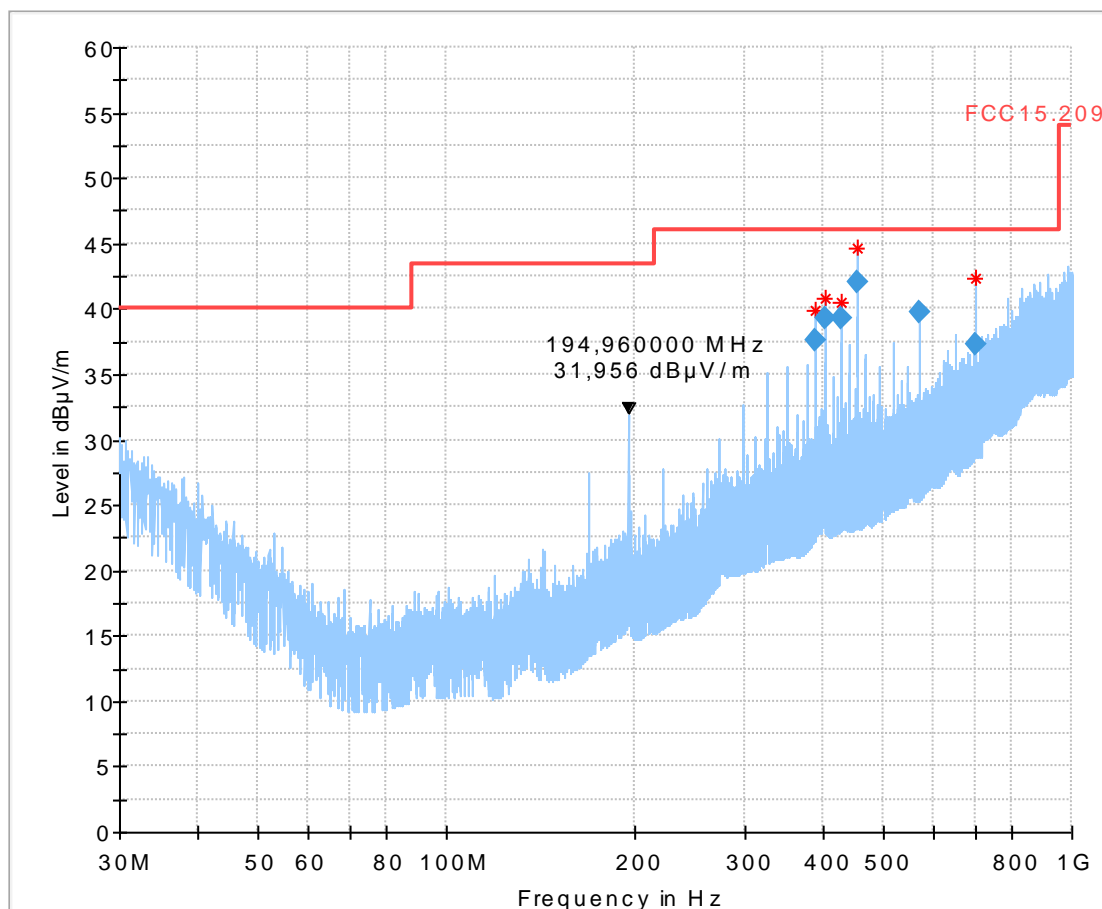
Common Information

Test description:	Electric Field Strength Measurement
Test site and distance:	Ref.-Nr. 441 Semi Anechoic Room (SAR) with 3 m measurement distance
Version of Testsoftware:	EMC32 V9.25.0
Distance correction:	not used
Technical Data:	Please see page 2 for detailed data of measurement setup
Rec. antenna (pre-scan):	height 1.00 m, parallel and 90° to EUT polarisation
Used filter:	TP NLP-1200
Test specification:	FCC 15.205 § 15.209; RSS-Gen: Issue 4
Operator:	APh
Operating conditions:	TX-on Continuous
Operating Mode:	TX-on WLAN 802.16 n(HT20)-mode, BW 20 MHz channel 40; MCS0

EUT Information

Manufacturer:	Datalogic ADCL S.r.l.
MODEL:	JOYA TOUCH
EuT Type:	P00AN04HL0GT0W7-GRR
P/N:	911350013
S/N:	Z16P00015
HW Version:	Beta HW Version
SW Version:	WEC7
Firmware Version:	2.16
Input:	Fully Charged Internal Battery

Full Spectrum



Final Result

Frequency (MHz)	QuasiPeak (dB μ V/m)	Limit (dB μ V/m)	Margin (dB)	Meas. Time (ms)	Bandwidth (kHz)	Height (cm)	Pol	Azimuth (deg)	Elevation (deg)	Corr. (dB)
389.990000	37.56	46.00	8.44	1000.0	120.000	113.0	V	117.0	90.0	18.4
402.990000	39.28	46.00	6.72	1000.0	120.000	112.0	V	328.0	0.0	18.7
428.990000	39.23	46.00	6.77	1000.0	120.000	109.0	V	333.0	0.0	19.3
454.990000	42.01	46.00	3.99	1000.0	120.000	105.0	V	333.0	0.0	19.5
572.000000	39.82	46.00	6.18	1000.0	120.000	125.0	H	291.0	0.0	21.8
701.970000	37.34	46.00	8.66	1000.0	120.000	170.0	H	65.0	0.0	24.1

Diagram No: 3.09_WLAN_n(HT20)_MCS0_Ch100_30 MHz-1GHz

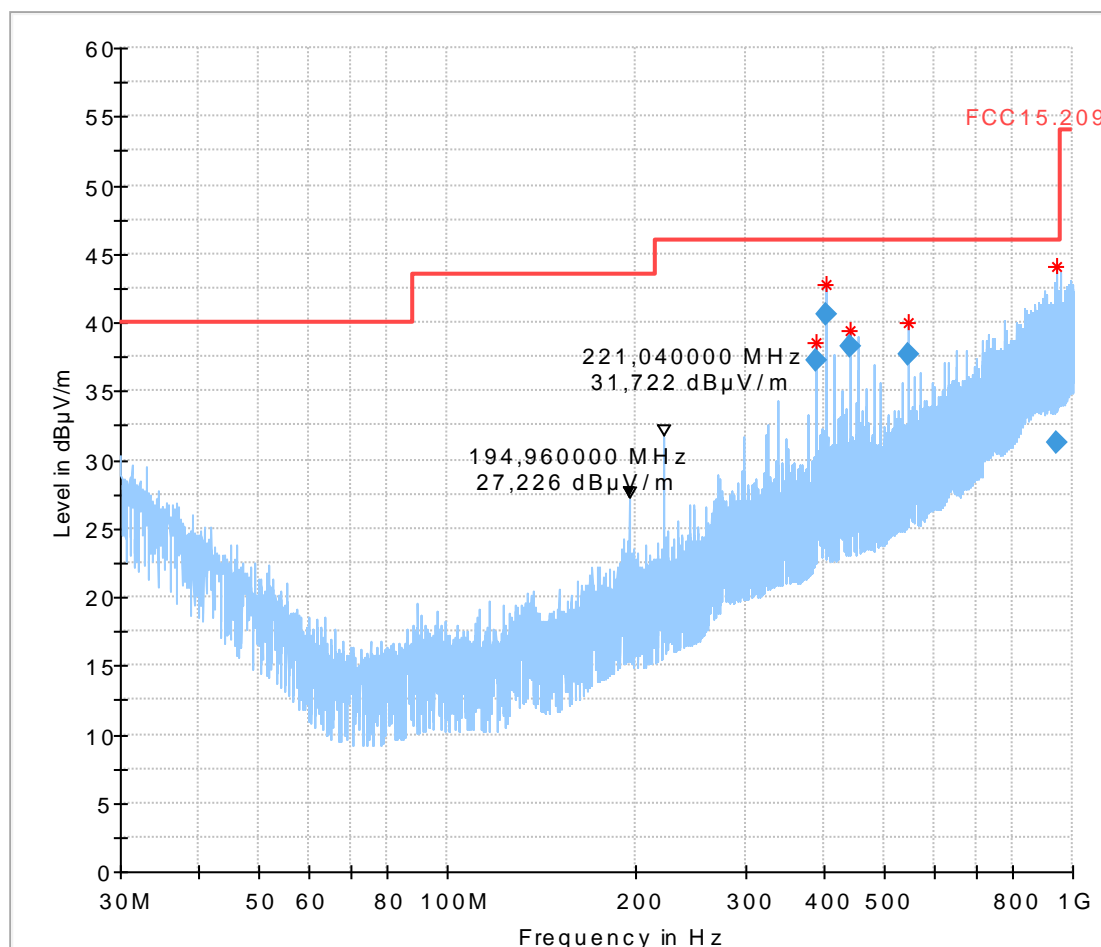
Common Information

Test description:	Electric Field Strength Measurement
Test site and distance:	Ref.-Nr. 441 Semi Anechoic Room (SAR) with 3 m measurement distance
Version of Testsoftware:	EMC32 V9.25.0
Distance correction:	not used
Technical Data:	Please see page 2 for detailed data of measurement setup
Rec. antenna (pre-scan):	height 1.00 m, parallel and 90° to EUT polarisation
Used filter:	TP NLP-1200
Test specification:	FCC 15.205 § 15.209; RSS-Gen: Issue 4
Operator:	APh
Operating conditions:	TX-on Continuous
Operating Mode:	TX-on WLAN 802.16 n(HT20)-mode, BW 20 MHz channel 100; MCS0

EUT Information

Manufacturer:	Datalogic ADCL S.r.l.
MODEL:	JOYA TOUCH
EuT Type:	P00AN04HL0GT0W7-GRR
P/N:	911350013
S/N:	Z16P00015
HW Version:	Beta HW Version
SW Version:	WEC7
Firmware Version:	2.16
Input:	Fully Charged Internal Battery

Full Spectrum



Final Result

Frequency (MHz)	QuasiPeak (dB μ V/m)	Limit (dB μ V/m)	Margin (dB)	Meas. Time (ms)	Bandwidth (kHz)	Height (cm)	Pol	Azimuth (deg)	Elevation (deg)	Corr. (dB)
390.000000	37.23	46.00	8.77	1000.0	120.000	112.0	V	103.0	90.0	18.4
402.970000	40.62	46.00	5.38	1000.0	120.000	112.0	V	123.0	90.0	18.7
441.980000	38.26	46.00	7.74	1000.0	120.000	174.0	H	63.0	0.0	19.4
545.990000	37.70	46.00	8.30	1000.0	120.000	109.0	H	115.0	90.0	21.5
945.660000	31.26	46.00	14.74	1000.0	120.000	294.0	V	28.0	90.0	27.4

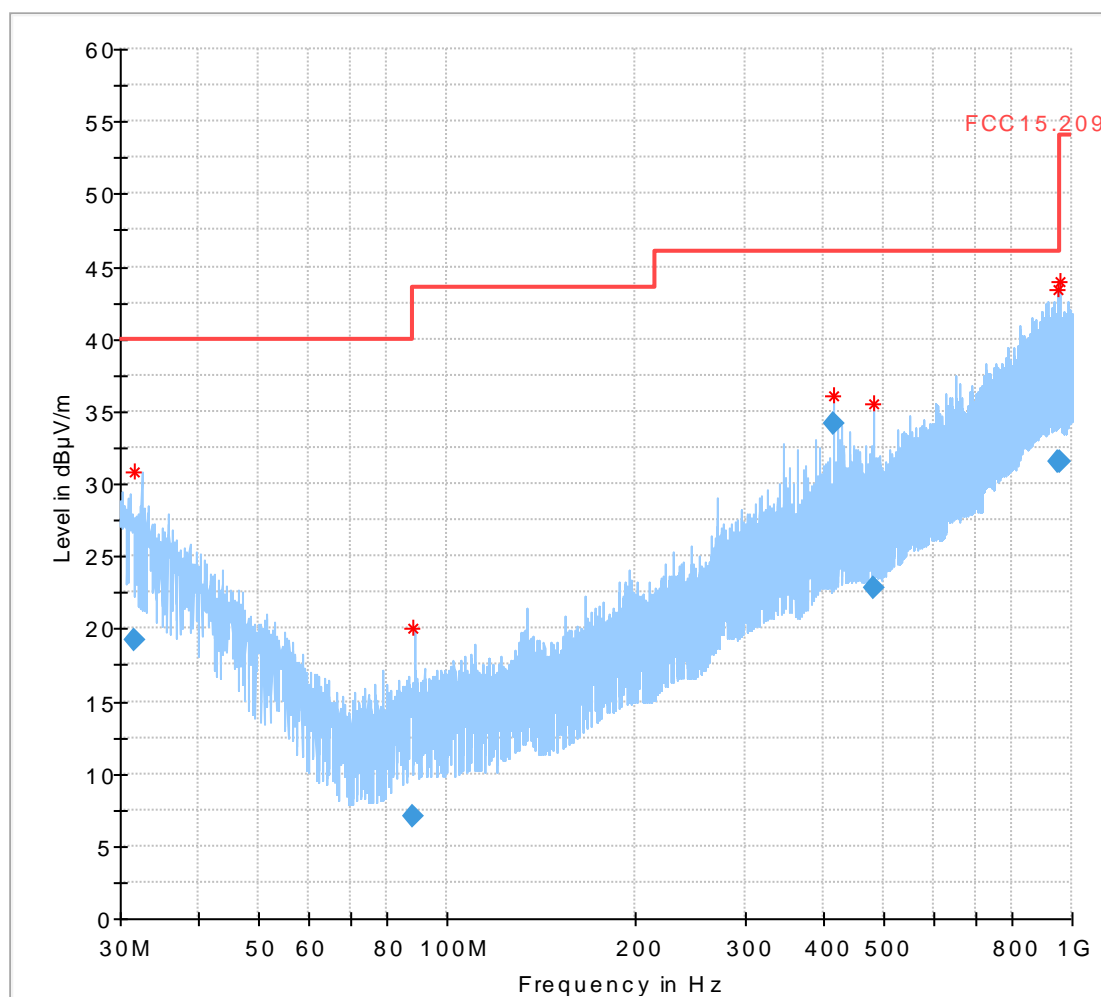
Diagram No: 3.10_WLAN_n(HT20)_MCS0_Ch149_30 MHz-1GHz**Common Information**

Test description:	Electric Field Strength Measurement
Test site and distance:	Ref.-Nr. 441 Semi Anechoic Room (SAR) with 3 m measurement distance
Version of Testsoftware:	EMC32 V9.25.0
Distance correction:	not used
Technical Data:	Please see page 2 for detailed data of measurement setup
Rec. antenna (pre-scan):	height 1.00 m, parallel and 90° to EUT polarisation
Used filter:	TP NLP-1200
Test specification:	FCC 15.205 § 15.209; RSS-Gen: Issue 4
Operator:	RI
Operating conditions:	TX-on Continuous
Operating Mode:	TX-on WLAN 802.16 n(HT20)-mode, BW 20 MHz channel 149; MCS0

EUT Information

Manufacturer:	Datalogic ADCL S.r.l.
MODEL:	JOYA TOUCH
EuT Type:	P00AN04HL0GT0W7-GRR
P/N:	911350013
S/N:	Z16P00015
HW Version:	Beta HW Version
SW Version:	WEC7
Firmware Version:	2.16
Input:	Fully Charged Internal Battery

Full Spectrum



Final Result

Frequency (MHz)	QuasiPeak (dB μ V/m)	Limit (dB μ V/m)	Margin (dB)	Meas. Time (ms)	Bandwidth (kHz)	Height (cm)	Pol	Azimuth (deg)	Elevation (deg)	Corr. (dB)
31.700000	19.22	40.00	20.78	1000.0	120.000	112.0	H	244.0	0.0	20.8
87.840000	7.01	40.00	32.99	1000.0	120.000	120.0	V	97.0	90.0	8.1
415.980000	34.11	46.00	11.89	1000.0	120.000	105.0	V	329.0	90.0	18.6
482.130000	22.86	46.00	23.14	1000.0	120.000	109.0	V	197.0	0.0	19.4
951.630000	31.49	46.00	14.51	1000.0	120.000	324.0	V	270.0	0.0	27.2
957.530000	31.56	46.00	14.44	1000.0	120.000	233.0	H	138.0	0.0	27.4

6. Radiated field strength measurements (1GHz to 40 GHz)

Diagram No: 4.07_WLAN_TX_a mode_6 Mbps_CH140_1-7GHz

Common Information

Test Description:	Radiated field strength emission in 3m distance
Test Site:	CETECOM GmbH Essen
Test Standard:	FCC 15.407&15.209 Intentional Radiator
Antenna polarisation:	horizontal/vertical
Operation mode:	TX, continuous WLAN 5GHz a-mode, BW 20 MHz channel 140; 6Mbps;
Operator Name:	KMo

EUT Information

Manufacturer:	Datalogic ADCL S.r.l.
MODEL:	JOYA TOUCH
EuT Type:	P00AN04HL0GT0W7-GRR
P/N:	911350013
S/N:	Z16P00015
HW Version:	Beta HW Version
SW Version:	WEC7
Firmware Version:	2.16
Input:	Fully Charged Internal Battery

Full Spectrum

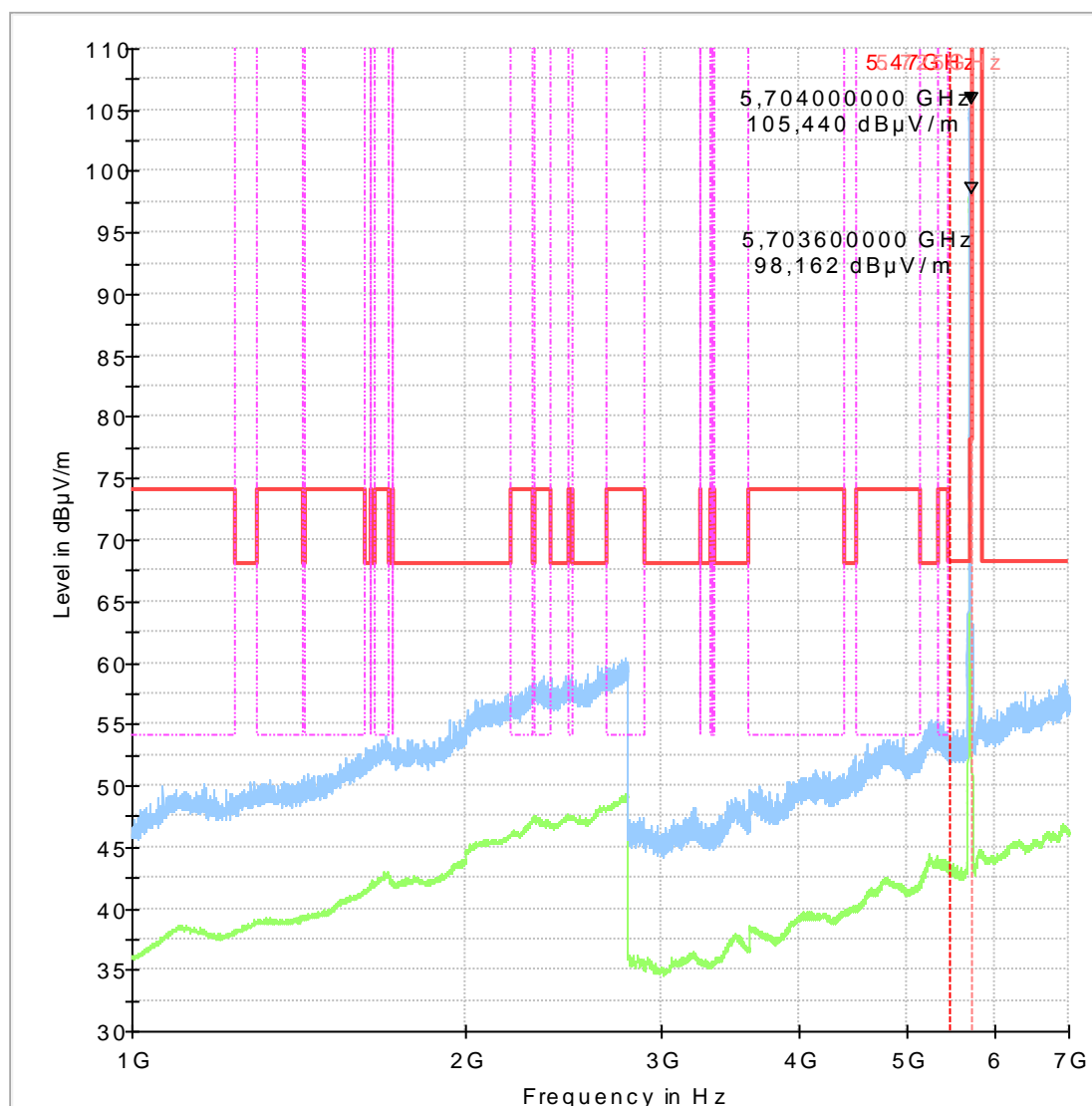


Diagram No: 4.07a_WLAN_TX_a mode_6 Mbps_CH140_7-18GHz

Common Information

Test Description:	Radiated field strength emission in 3m distance
Test Site:	CETECOM GmbH Essen
Test Standard:	FCC 15.407&15.209 Intentional Radiator
Antenna polarisation:	horizontal/vertical
Environmental Conditions:	Humidity:33 %rH; Temperature: 21°C
Operation mode:	TX, continuous WLAN 5GHz a-mode, BW 20 MHz channel 140; 6Mbps;
Operator Name:	KMo/APh

EUT Information

Manufacturer:	Datalogic ADCL S.r.l.
MODEL:	JOYA TOUCH
EuT Type:	P00AN04HL0GT0W7-GRR
P/N:	911350013
S/N:	Z16P00015
HW Version:	Beta HW Version
SW Version:	WEC7
Firmware Version:	2.16
Input:	Fully Charged Internal Battery

Full Spectrum

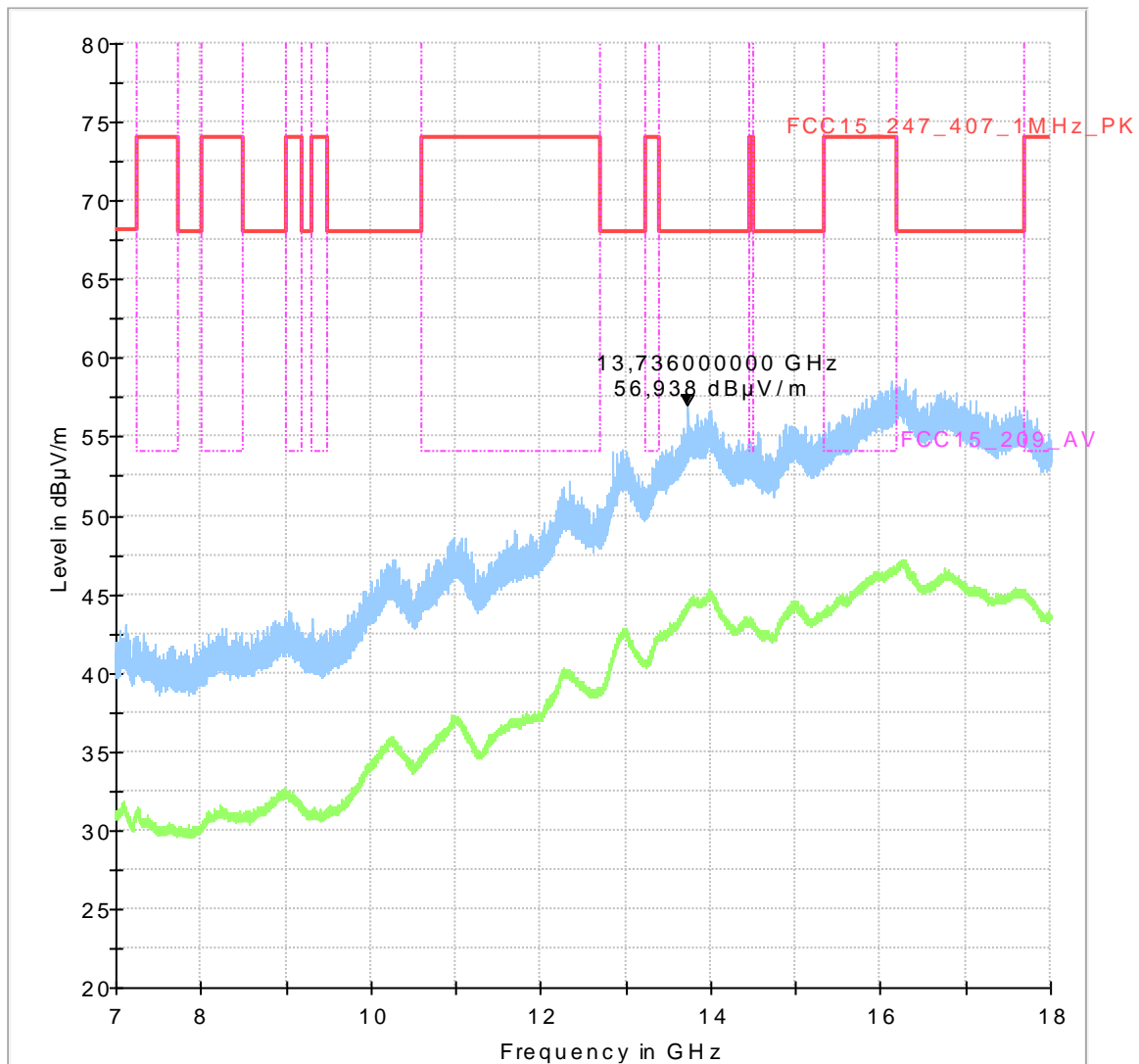


Diagram No: 4.07b_WLAN_TX_a mode_6 Mbps_CH140_18-40GHz

Common Information

Test Description:	Radiated field strength emission in 1m distance
Test Site:	CETECOM GmbH Essen
Test Standard:	FCC 15.247, 15.205&15.209 Intentional Radiator
Antenna polarisation:	horizontal/vertical
Distance correction factor	3 to 1m: -10.5 dB applying to measurement results
SW-Version:	EMC32 V8.53.0
Operation mode:	TX mode continuous CH140-aMode-6MBit
Operator Name:	TFR

EUT Information

Manufacturer:	Datalogic ADCL S.r.l.
MODEL:	JOYA TOUCH
EuT Type:	P00AN04HL0GT0W7-GRR
P/N:	911350013
S/N:	Z16P00015
HW Version:	Beta HW Version
SW Version:	WEC7
Firmware Version:	2.16
Input:	Fully Charged Internal Battery

FCC_Sweep_15.407_18_40GHz_Pre

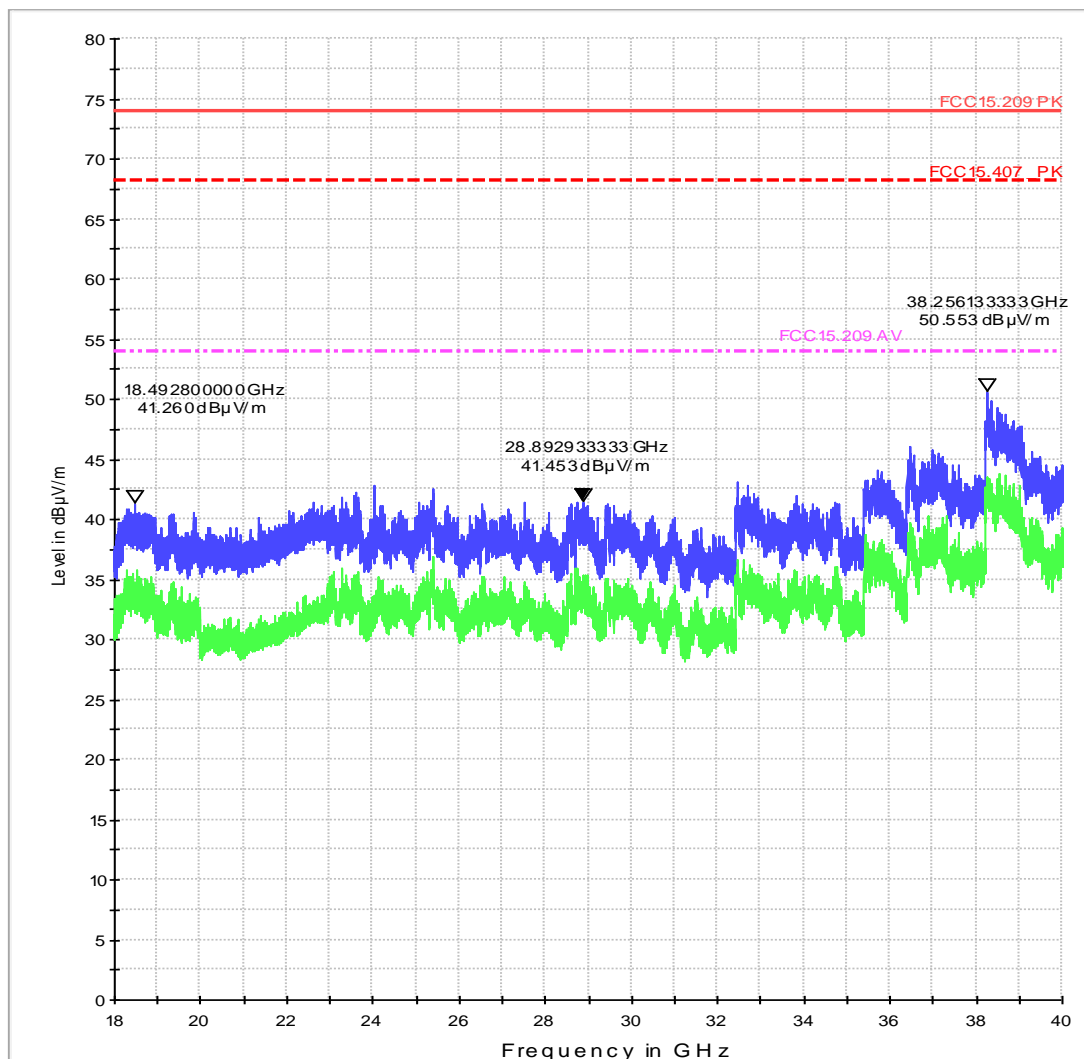


Diagram No: 4.08_WLAN_TX_n(HT20)_MCS0_CH40_1-7GHz

Common Information

Test Description:	Radiated field strength emission in 3m distance
Test Site:	CETECOM GmbH Essen
Test Standard:	FCC 15.407&15.209 Intentional Radiator
Antenna polarisation:	horizontal/vertical
Environmental Conditions:	Humidity:33 %rH; Temperature: 21°C
Operation mode:	TX, continuous WLAN 5GHz n(HT20), channel 40; MCS0;
Operator Name:	KMo/APh

EUT Information

Manufacturer:	Datalogic ADCL S.r.l.
MODEL:	JOYA TOUCH
EuT Type:	P00AN04HL0GT0W7-GRR
P/N:	911350013
S/N:	Z16P00015
HW Version:	Beta HW Version
SW Version:	WEC7
Firmware Version:	2.16
Input:	Fully Charged Internal Battery

Full Spectrum

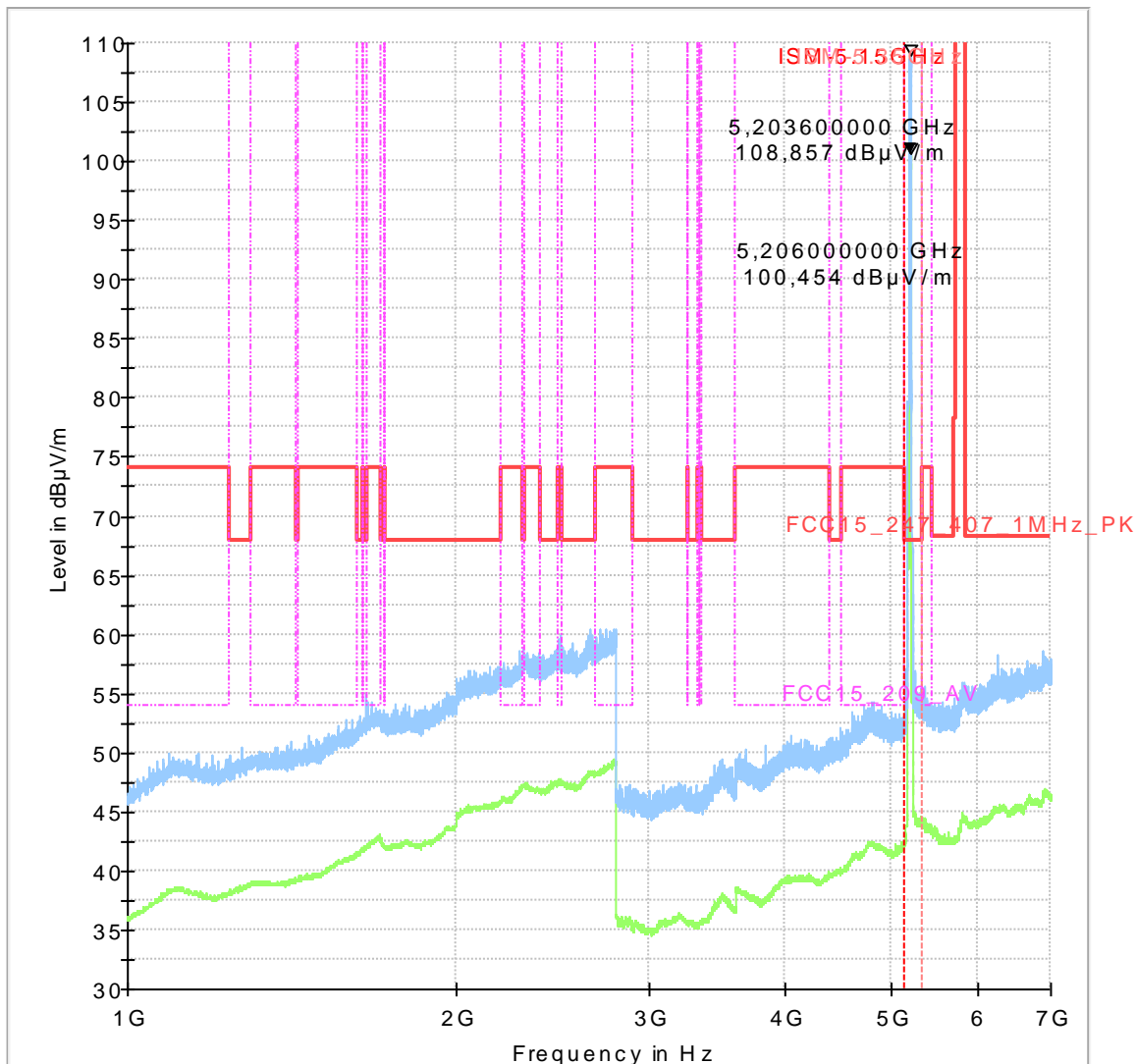


Diagram No: 4.08a_WLAN_TX_n(HT20)_MCS0_CH40_7-18 GHz

Common Information

Test Description:	Radiated field strength emission in 3m distance
Test Site:	CETECOM GmbH Essen
Test Standard:	FCC 15.407&15.209 Intentional Radiator
Antenna polarisation:	horizontal/vertical
Environmental Conditions:	Humidity:33 %rH; Temperature: 21°C
Operation mode:	TX continuous WLAN 5GHz n(HT20), channel 40; MCS0
Operator Name:	KMo/APh

EUT Information

Manufacturer:	Datalogic ADCL S.r.l.
MODEL:	JOYA TOUCH
EuT Type:	P00AN04HL0GT0W7-GRR
P/N:	911350013
S/N:	Z16P00015
HW Version:	Beta HW Version
SW Version:	WEC7
Firmware Version:	2.16
Input:	Fully Charged Internal Battery

Full Spectrum

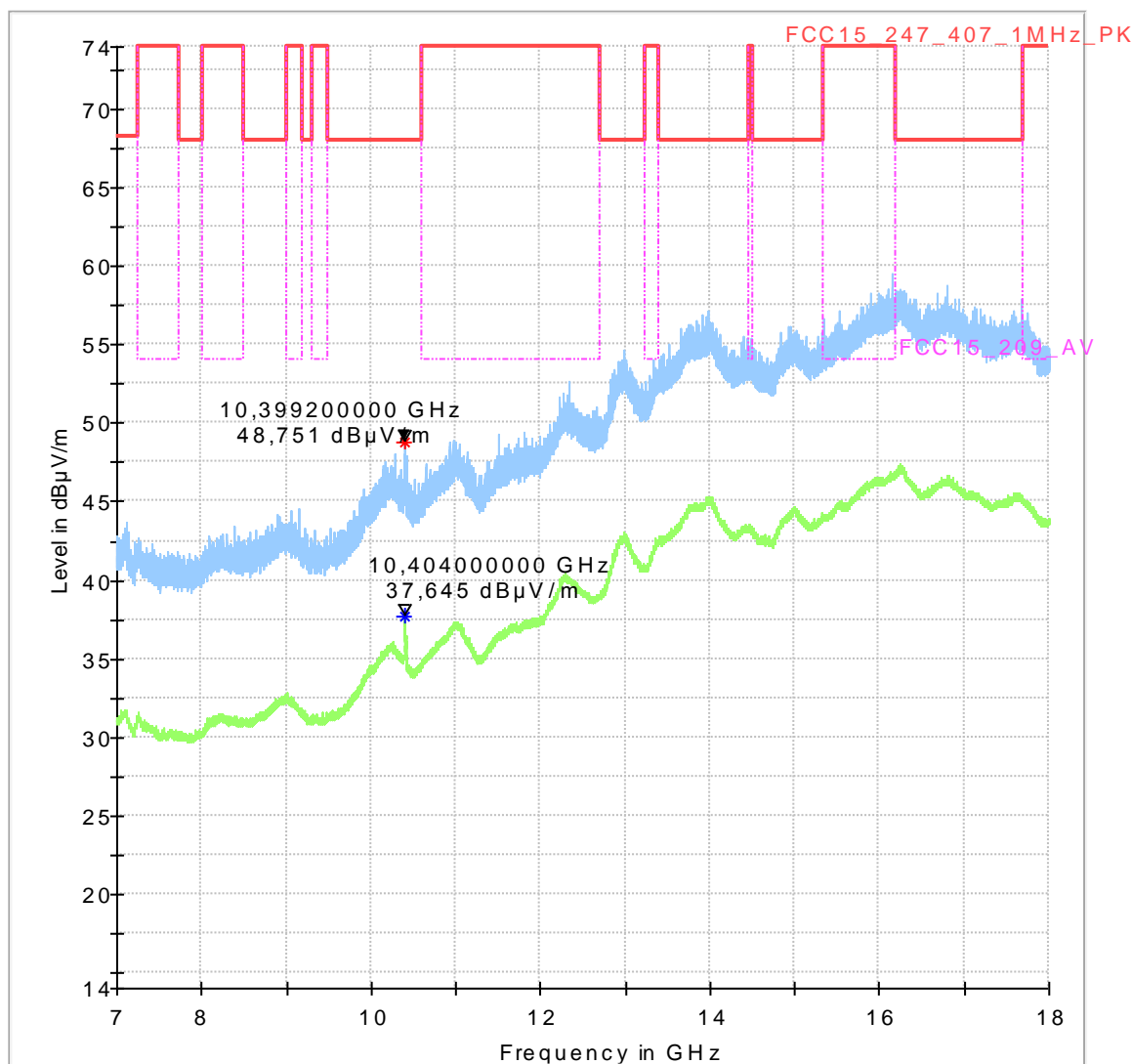


Diagram No: 4.08b_WLAN_TX_n(HT20)_MCS0_CH40_18-40 GHz

Common Information

Test Description:	Radiated field strength emission in 1m distance
Test Site:	CETECOM GmbH Essen
Test Standard:	FCC 15.247, 15.205&15.209 Intentional Radiator
Antenna polarisation:	horizontal/vertical
Distance correction factor:	3 to 1m: -10.5 dB applying to measurement results
SW-Version:	EMC32 V8.53.0
Operation mode:	TX mode continuous CH40-nMode-MCS0
Operator Name:	TFR

EUT Information

Manufacturer:	Datalogic ADCL S.r.l.
MODEL:	JOYA TOUCH
EuT Type:	P00AN04HL0GT0W7-GRR
P/N:	911350013
S/N:	Z16P00015
HW Version:	Beta HW Version
SW Version:	WEC7
Firmware Version:	2.16
Input:	Fully Charged Internal Battery

FCC_Sweep_15.407_18_40GHz_Pre

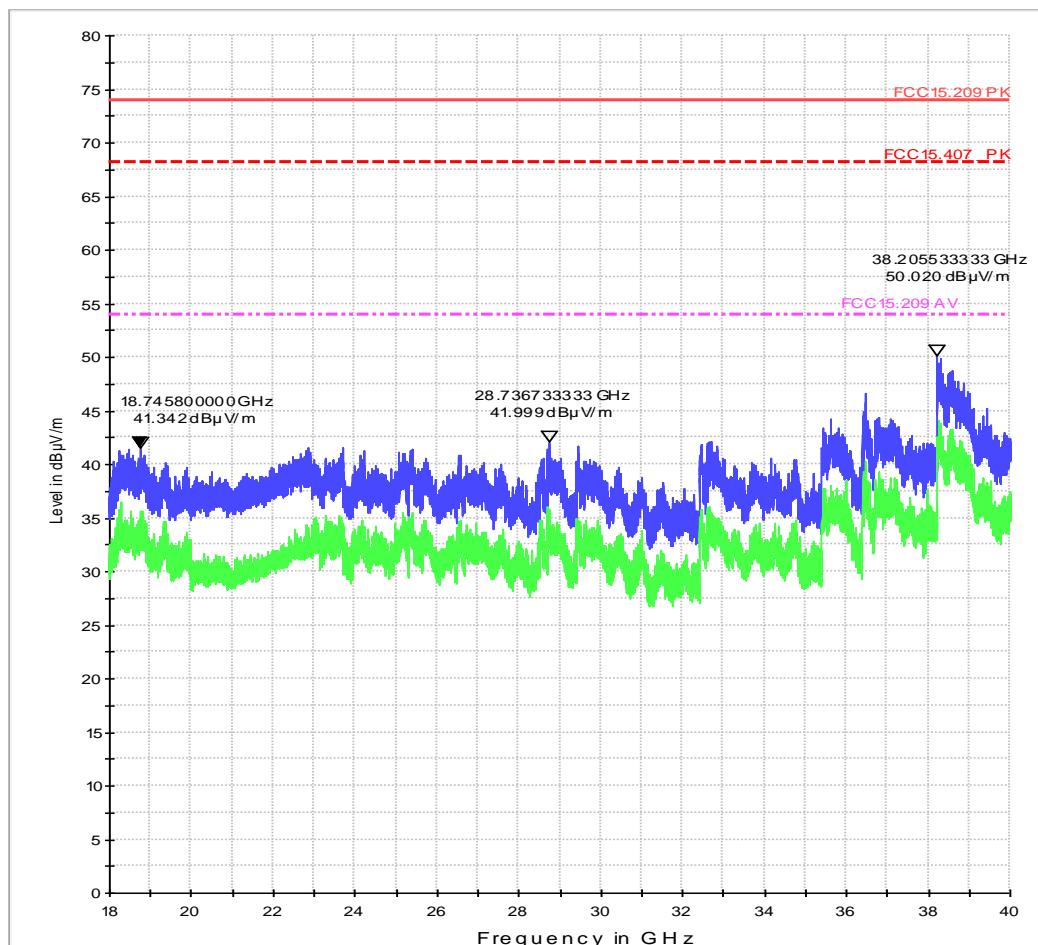


Diagram No: 4.09a_WLAN_TX_n(HT20)_MCS0_CH100_7-18 GHz

Common Information

Test Description:	Radiated field strength emission in 3m distance
Test Site:	CETECOM GmbH Essen
Test Standard:	FCC 15.407&15.209 Intentional Radiator
Antenna polarisation:	horizontal/vertical
Operation mode:	TX, continuous WLAN 5GHz n(HT20), channel 100; MCS0;;
Operator Name:	Aph

EUT Information

Manufacturer:	Datalogic ADCL S.r.l.
MODEL:	JOYA TOUCH
EuT Type:	P00AN04HL0GT0W7-GRR
P/N:	911350013
S/N:	Z16P00015
HW Version:	Beta HW Version
SW Version:	WEC7
Firmware Version:	2.16
Input:	Fully Charged Internal Battery

Full Spectrum

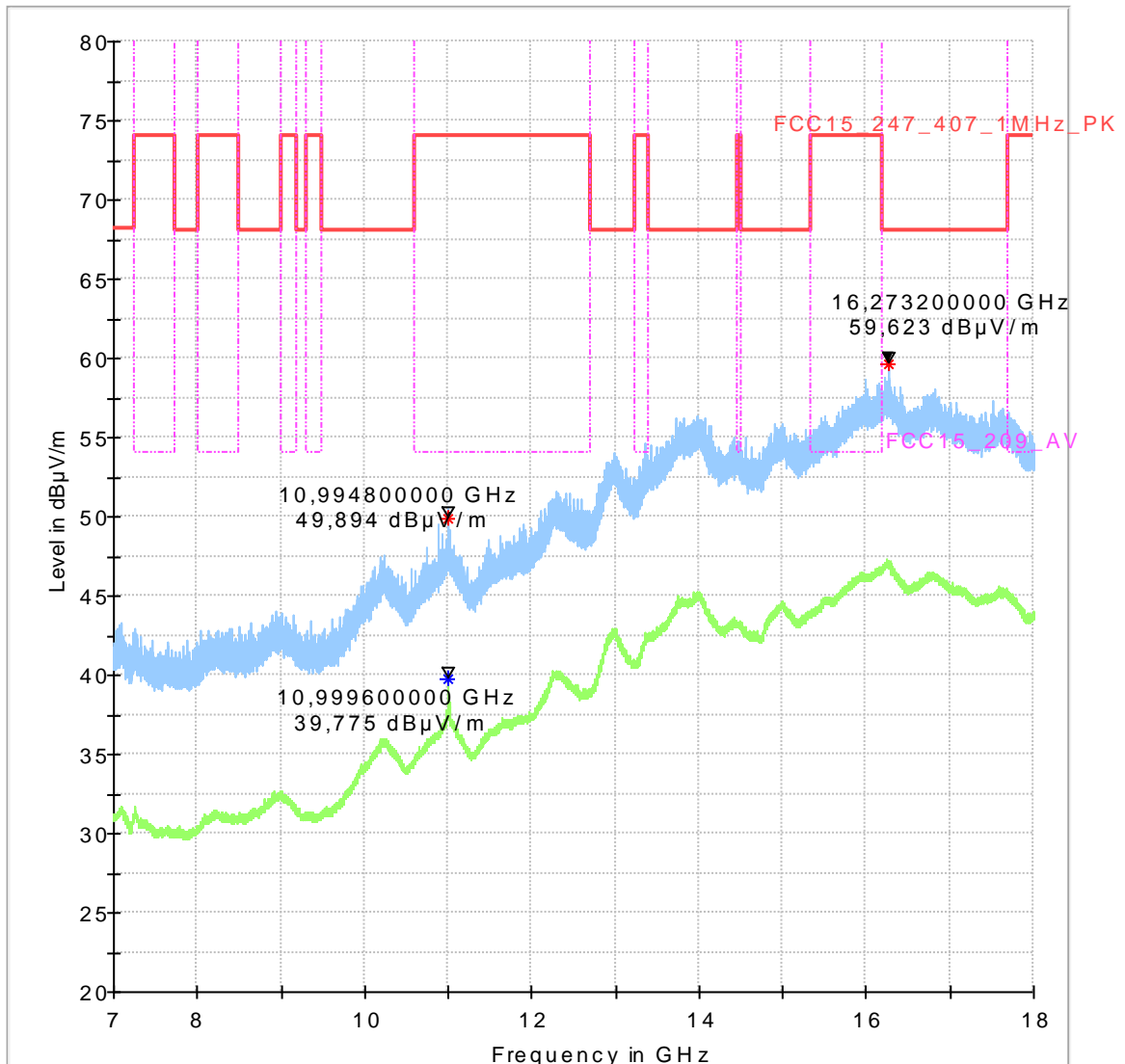


Diagram No: 4.09b_WLAN_TX_n(HT20)_MCS0_CH100_18-40 GHz

Common Information

Test Description:	Radiated field strength emission in 1m distance
Test Site:	CETECOM GmbH Essen
Test Standard:	FCC 15.247, 15.205&15.209 Intentional Radiator
Antenna polarisation:	horizontal/vertical
Distance correction factor:	3 to 1m: -10.5 dB applying to measurement results
SW-Version:	EMC32 V8.53.0
Operation mode:	TX mode continuous CH100-nMode-MCS0
Operator Name:	TFR

EUT Information

Manufacturer:	Datalogic ADCL S.r.l.
MODEL:	JOYA TOUCH
EuT Type:	P00AN04HL0GT0W7-GRR
P/N:	911350013
S/N:	Z16P00015
HW Version:	Beta HW Version
SW Version:	WEC7
Firmware Version:	2.16
Input:	Fully Charged Internal Battery

FCC_Sweep_15.407_18_40GHz_Pre

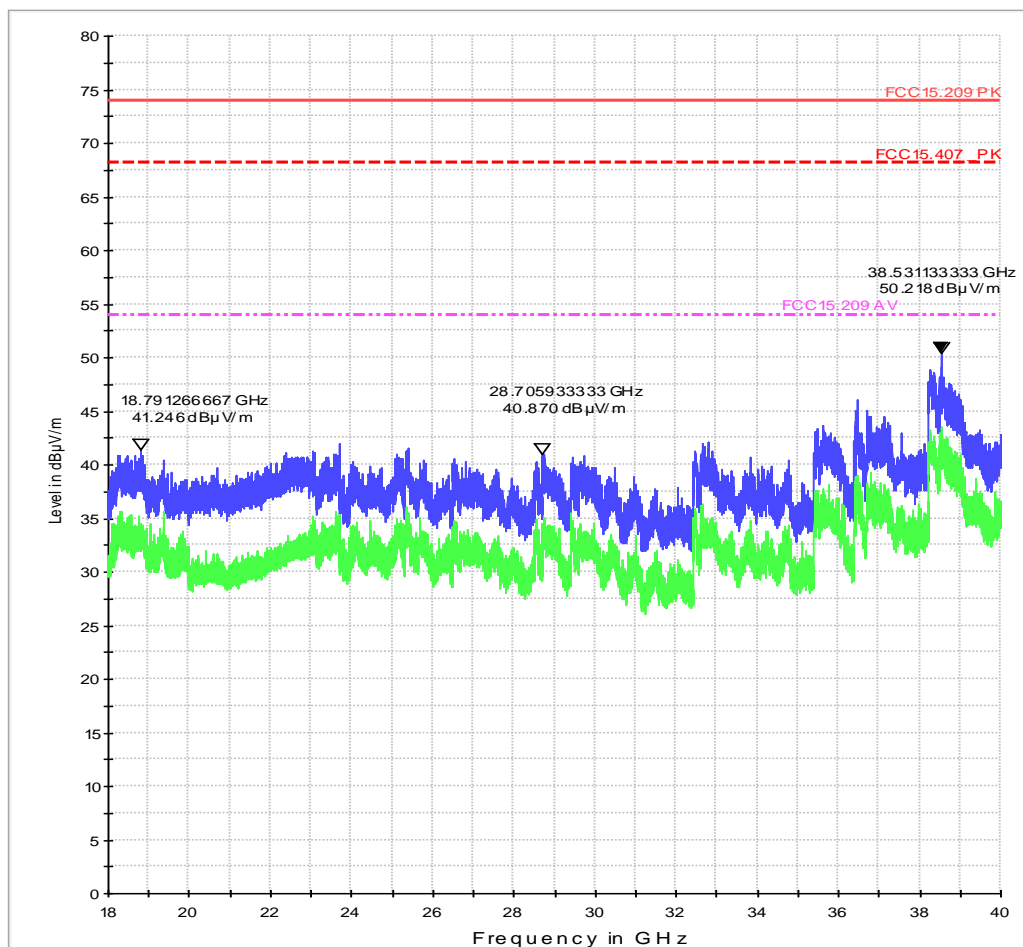


Diagram No: 4.10_WLAN_TX_n(HT20)_MCS0_CH149_1-7GHz

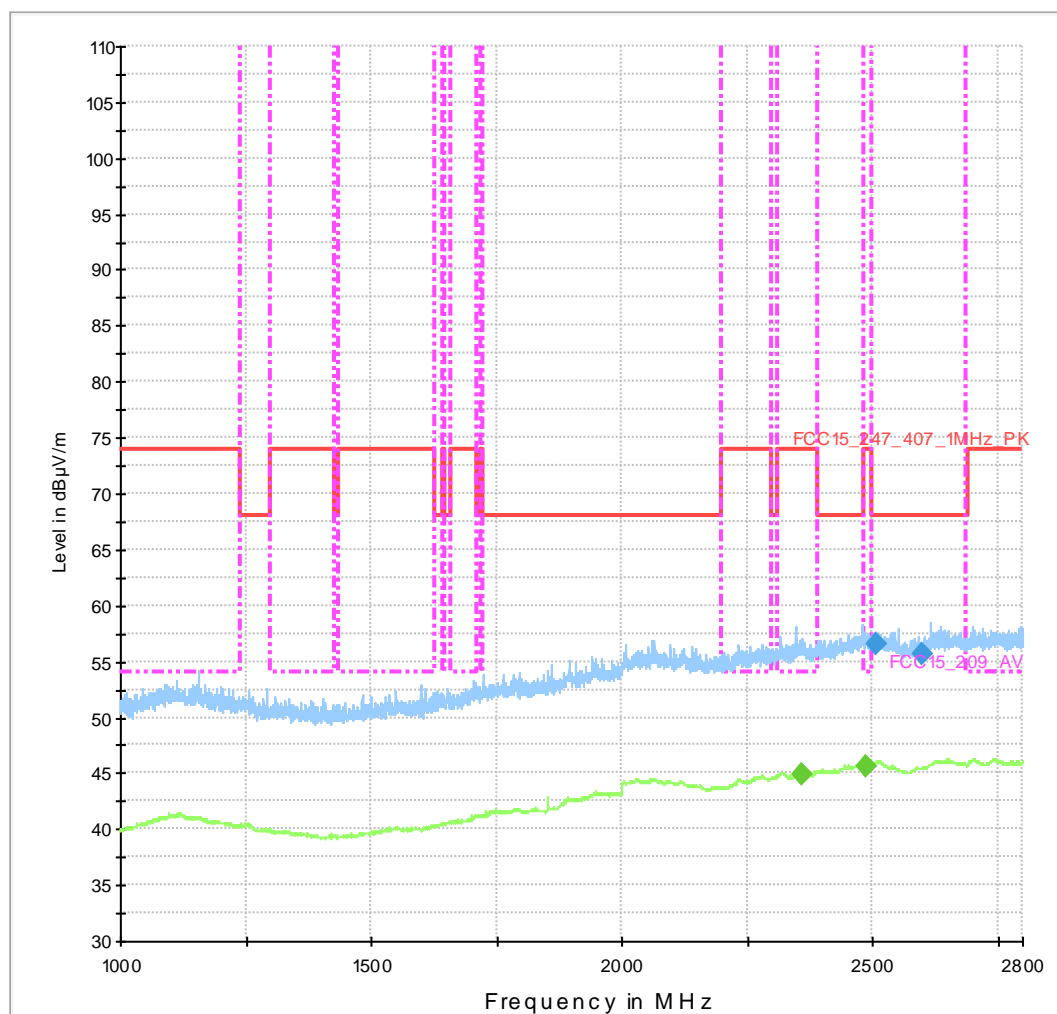
Common Information

Test Description:	Radiated field strength emission in 3m distance
Test Site:	CETECOM GmbH Essen
Test Standard:	FCC 15.407&15.209 Intentional Radiator
Antenna polarisation:	horizontal/vertical
Operation mode:	TX-on WLAN 802.16 n(HT20)-mode, BW 20 MHz channel 149; MCS0
Operator Name:	MFr

EUT Information

Manufacturer:	Datalogic ADCL S.r.l.
MODEL:	JOYA TOUCH
EuT Type:	P00AN04HL0GT0W7-GRR
P/N:	911350013
S/N:	Z16P00015
HW Version:	Beta HW Version
SW Version:	WEC7
Firmware Version:	2.16
Input:	Fully Charged Internal Battery

00431c_Sweep1_SM1_KP1_WLAN_FCC15407(b)(3)_Ch100_165



Final Result 1

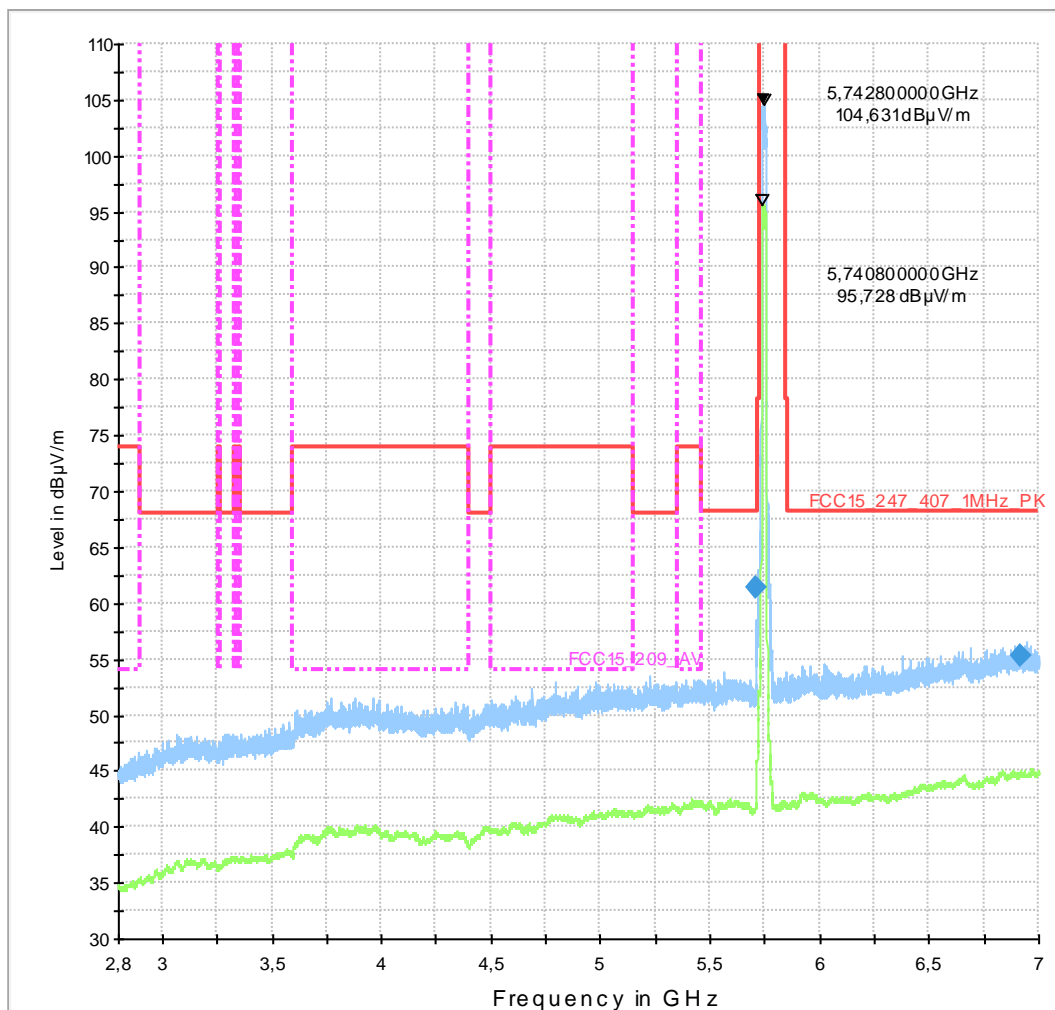
Frequency (MHz)	MaxPeak (dB μ V/m)	Meas. Time (ms)	Bandwidth (kHz)	Polarization	Azimuth (deg)	Elevation (deg)	Corr. (dB)	Margin (dB)	Limit (dB μ V/m)
2509.800000	56.6	100.0	1000.000	V	21.0	-3.0	40.4	11.4	68.0
2600.950000	55.7	100.0	1000.000	H	257.0	87.0	40.5	12.3	68.0

(

Final Result 2

Frequency (MHz)	RMS (dB μ V/m)	Meas. Time (ms)	Bandwidth (kHz)	Polarization	Azimuth (deg)	Elevation (deg)	Corr. (dB)	Margin (dB)	Limit (dB μ V/m)
2359.350000	44.8	100.0	1000.000	V	252.0	87.0	40.1	9.2	54.0
2486.600000	45.6	100.0	1000.000	V	175.0	-3.0	40.5	8.4	54.0

00431c_Sweep1_SM1_KP1_WLAN_FCC15407(b)(3)_Ch100_165



Final Result 1

Frequency (MHz)	MaxPeak (dBµV/m)	Meas. Time (ms)	Bandwidth (kHz)	Polarization	Azimuth (deg)	Elevation (deg)	Corr. (dB)	Margin (dB)	Limit (dBµV/m)
5713.600000	61.4	100.0	1000.000	V	137.0	87.0	7.6	6.8	68.2
6917.850000	55.3	100.0	1000.000	V	106.0	87.0	12.1	12.9	68.2

Final Result 2

Frequency (MHz)	RMS (dBµV/m)	Meas. Time (ms)	Bandwidth (kHz)	Polarization	Azimuth (deg)	Elevation (deg)	Corr. (dB)	Margin (dB)	Limit (dBµV/m)
7508.250000	45.9	100.0	1000.000	V	65.0	0.0	14.1	8.1	54.0
8222.850000	46.2	100.0	1000.000	V	122.0	87.0	14.5	7.9	54.0

Diagram No: 4.10a_WLAN_TX_n(HT20)_MCS0_CH149_7-18 GHz

Common Information

Test Description:	Radiated field strength emission in 3m distance
Test Site:	CETECOM GmbH Essen
Test Standard:	FCC 15.407&15.209 Intentional Radiator
Antenna polarisation:	horizontal/vertical
Operation mode:	TX, continuous WLAN 5GHz n(HT20), channel 149; MCS0;;
Operator Name:	APh

EUT Information

Manufacturer:	Datalogic ADCL S.r.l.
MODEL:	JOYA TOUCH
EuT Type:	P00AN04HL0GT0W7-GRR
P/N:	911350013
S/N:	Z16P00015
HW Version:	Beta HW Version
SW Version:	WEC7
Firmware Version:	2.16
Input:	Fully Charged Internal Battery

Full Spectrum

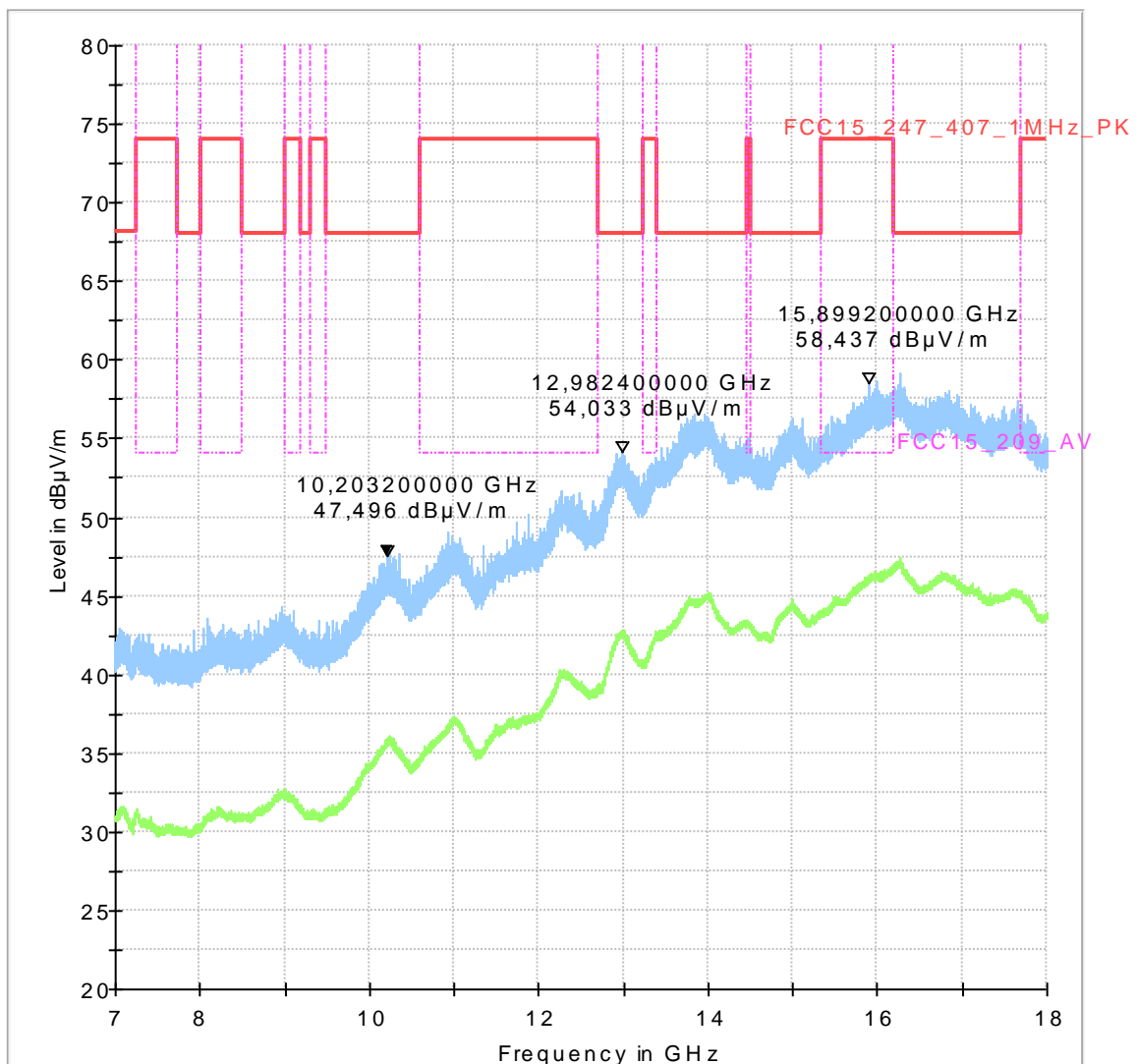


Diagram No: 4.10b_WLAN_TX_n(HT20)_MCS0_CH149_18-40 GHz

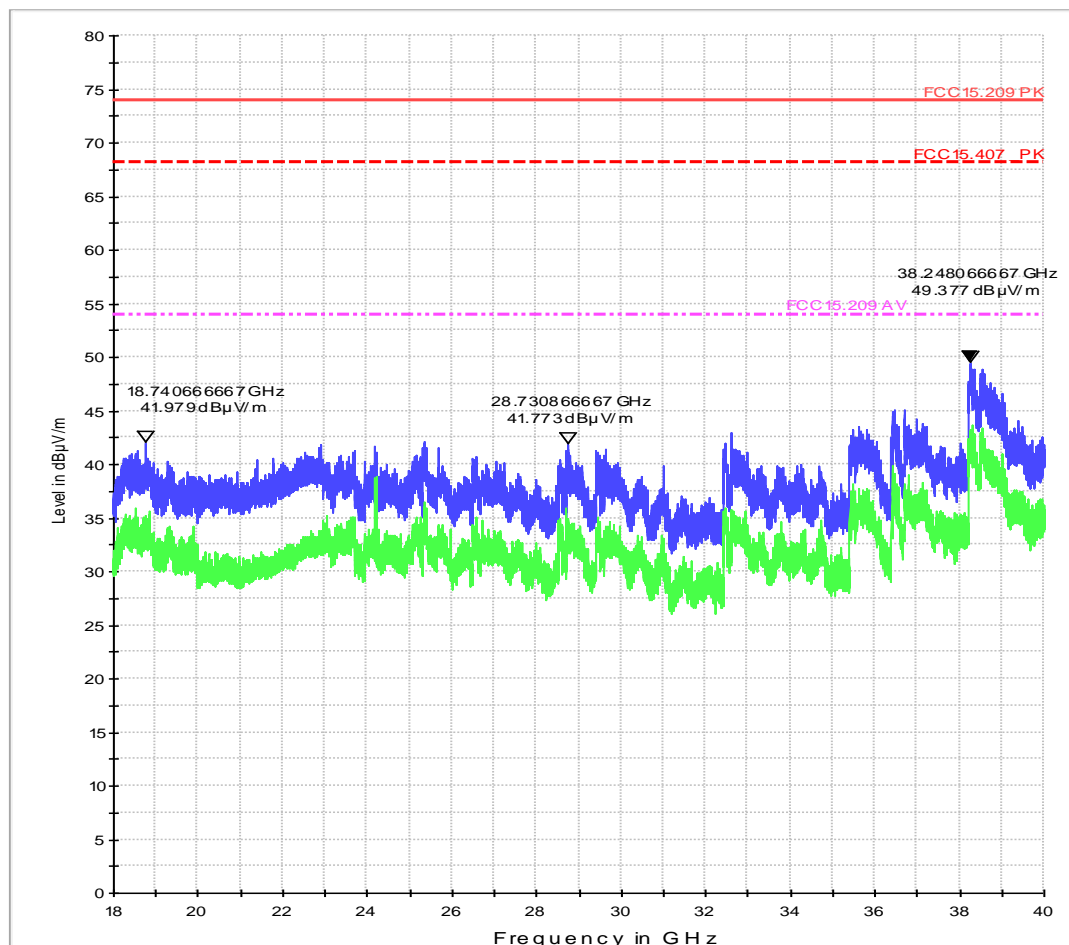
Common Information

Test Description:	Radiated field strength emission in 1m distance
Test Site:	CETECOM GmbH Essen
Test Standard:	FCC 15.247, 15.205&15.209 Intentional Radiator
Antenna polarisation:	horizontal/vertical
Distance correction factor:	3 to 1m: -10.5 dB applying to measurement results
SW-Version:	EMC32 V8.53.0
Operation mode:	TX mode continuous CH149-nMode-MCS0
Operator Name:	TFR

EUT Information

Manufacturer:	Datalogic ADCL S.r.l.
MODEL:	JOYA TOUCH
EuT Type:	P00AN04HL0GT0W7-GRR
P/N:	911350013
S/N:	Z16P00015
HW Version:	Beta HW Version
SW Version:	WEC7
Firmware Version:	2.16
Input:	Fully Charged Internal Battery

FCC_Sweep_15.407_18_40GHz_Pre



7. Radiated Band-Edge Measurements accord. §15.209 & §15.205

7.1. Channel 36 a-Mode

Diagram No: 9.13_BE_Low_a mode_6 Mbps_CH36

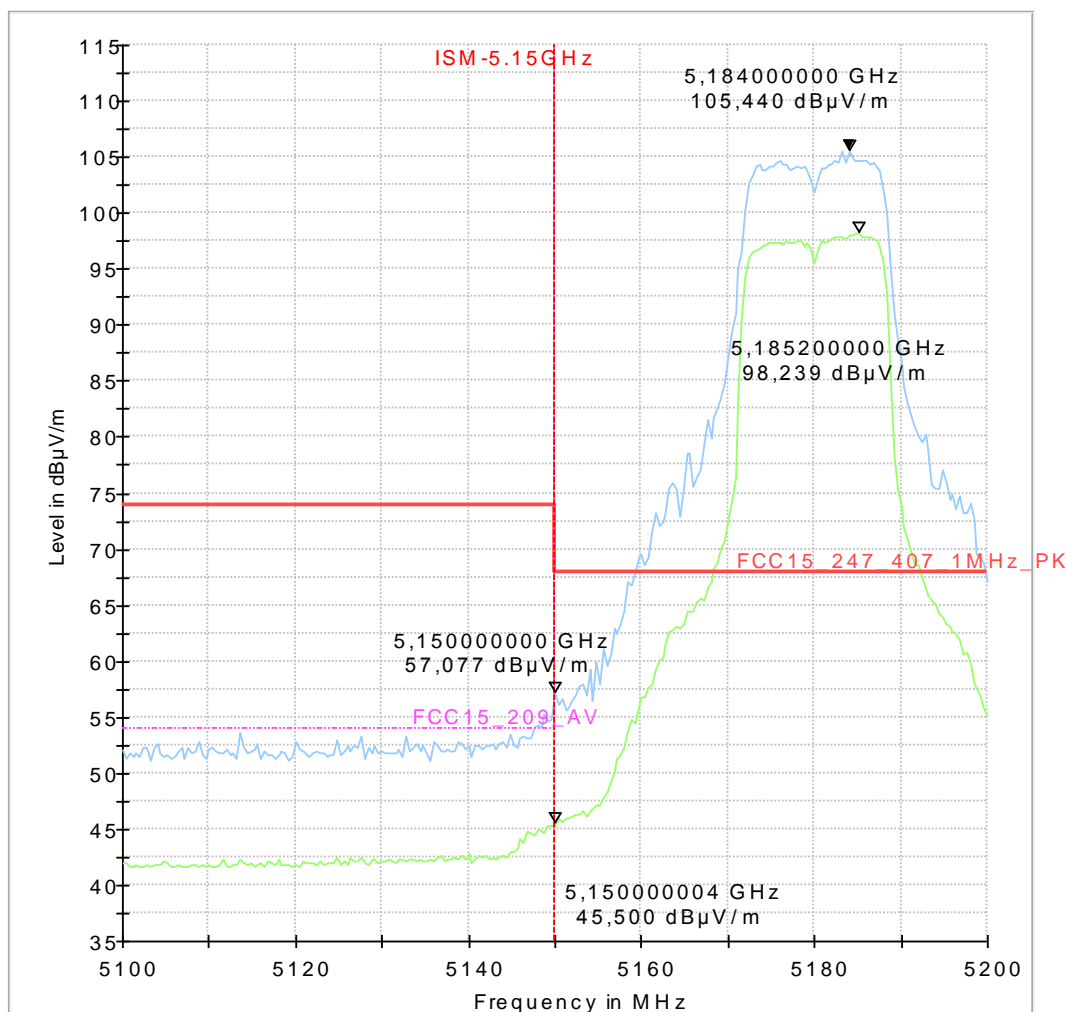
Common Information

Test Description:	Radiated field strength emission in 3m distance
Test Site:	CETECOM GmbH Essen
Test Standard:	FCC 15.407&15.209 Intentional Radiator
Antenna polarisation:	horizontal/vertical
Operation mode:	TX, continuous WLAN 5GHz a-mode, channel 36; 6Mbps;
Environmental Conditions:	Humidity:33 %rH; Temperature: 21°C
Operator Name:	PSa/APh

EUT Information

Manufacturer:	Datalogic ADCL S.r.l.
MODEL:	JOYA TOUCH
EuT Type:	P00AN04HLOGT0W7-GRR
P/N:	911350013
S/N:	Z16P00015
HW Version:	Beta HW Version
SW Version:	WEC7
Firmware Version:	2.16
Input:	Fully Charged Internal Battery

Full Spectrum



7.2. Channel 64 a-Mode

Diagram No: 9.14_BE_High_a mode _6 Mbps_ CH64

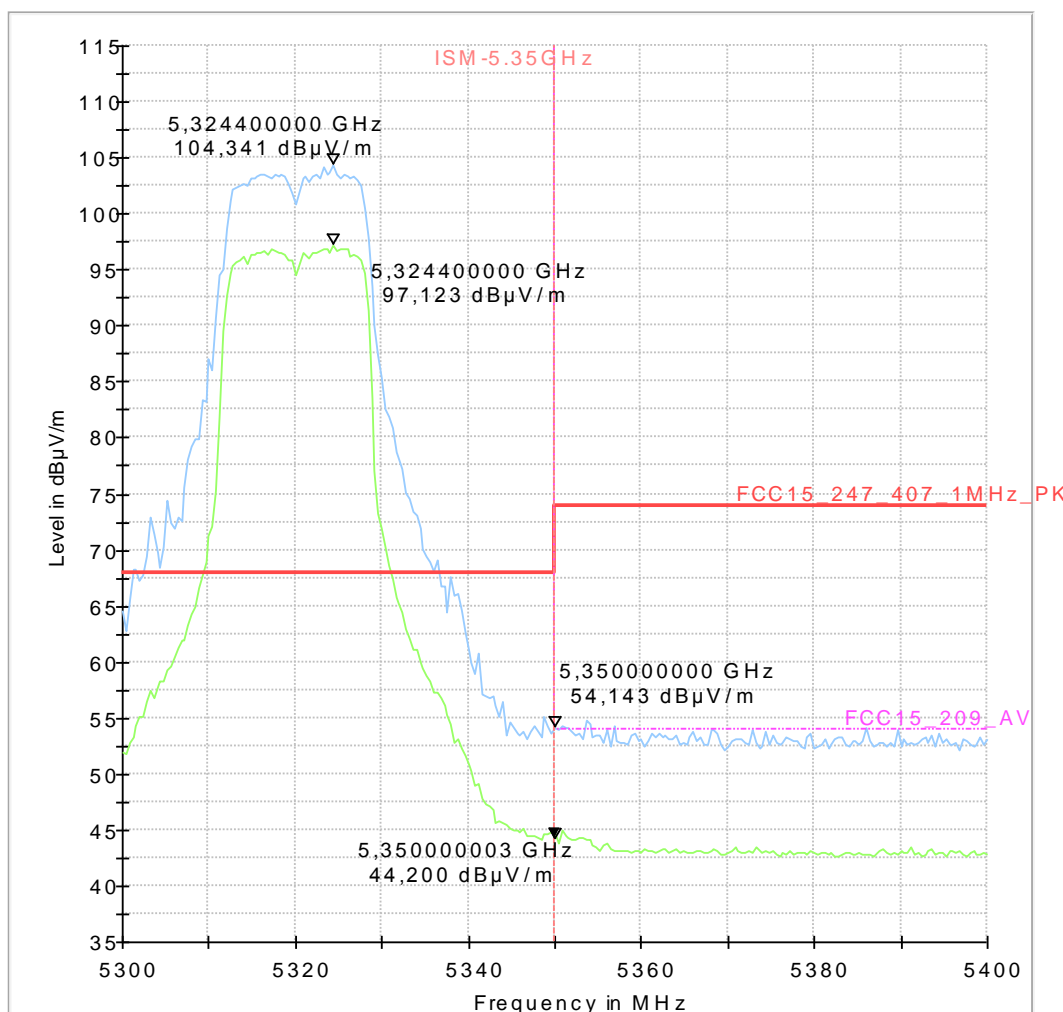
Common Information

Test Description:	Radiated field strength emission in 3m distance Band Edge
Test Site:	CETECOM GmbH Essen
Test Standard:	FCC 15.407&15.209 Intentional Radiator
Antenna polarisation:	horizontal/vertical
Operation mode:	TX, continuous WLAN 5GHza-mode), channel 64; 6 Mbps;
Environmental Conditions:	Humidity:33 %rH; Temperature: 21°C
Operator Name:	PSa/APh

EUT Information

Manufacturer:	Datalogic ADCL S.r.l.
MODEL:	JOYA TOUCH
EuT Type:	P00AN04HL0GT0W7-GRR
P/N:	911350013
S/N:	Z16P00015
HW Version:	Beta HW Version
SW Version:	WEC7
Firmware Version:	2.16
Input:	Fully Charged Internal Battery

Full Spectrum



7.3. Channel 100 a-Mode

Diagram No: 9.15_BE_Low_a mode _6 Mbps_ CH100

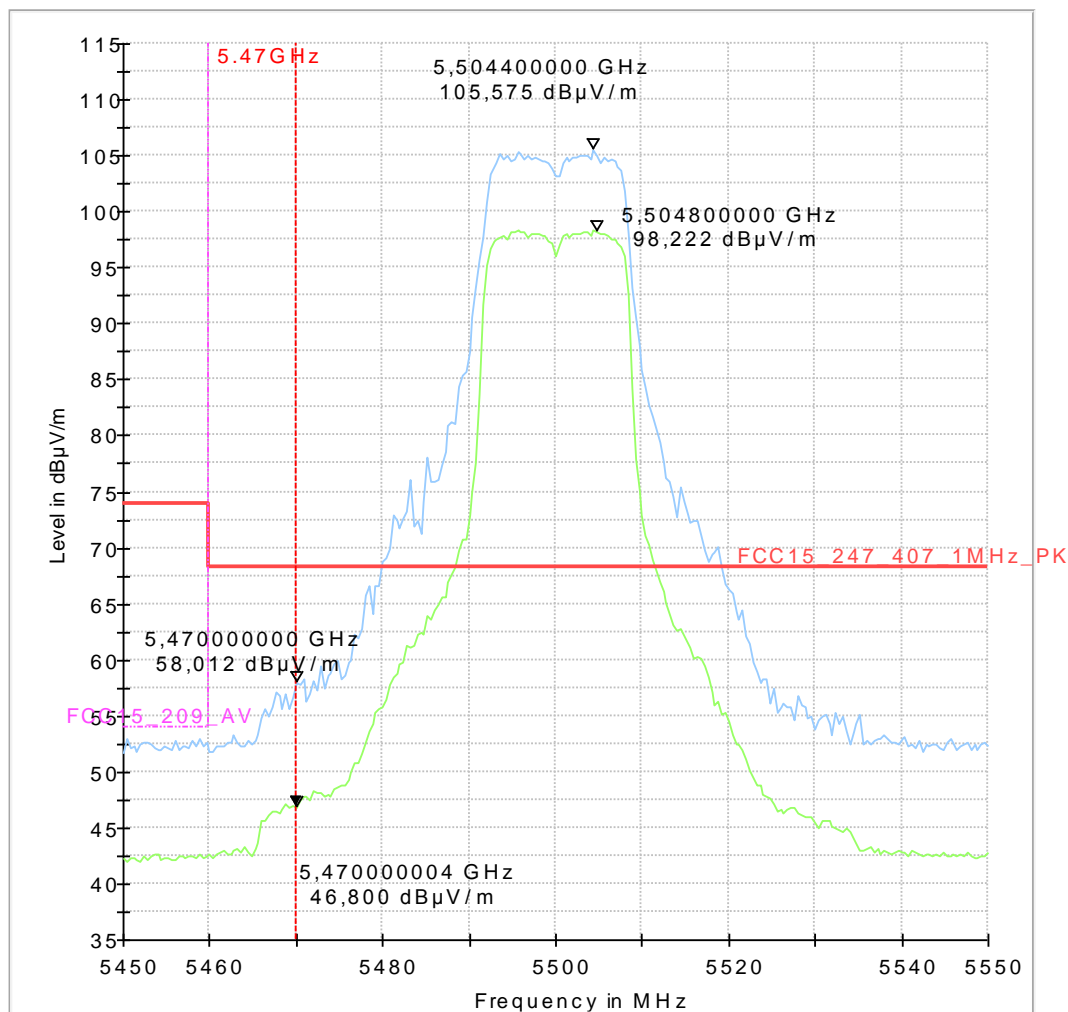
Common Information

Test Description:	Radiated field strength emission in 3m distance Band Edge
Test Site:	CETECOM GmbH Essen
Test Standard:	FCC 15.407&15.209 Intentional Radiator
Antenna polarisation:	horizontal/vertical
Operation mode:	TX, continuous WLAN 5GHz a-mode, channel 100; 6Mbps;
Environmental Conditions:	Humidity: 31%rH; Temperature: 23°C
Operator Name:	PSa/APh

EUT Information

Manufacturer:	Datalogic ADCL S.r.l.
MODEL:	JOYA TOUCH
EuT Type:	P00AN04HL0GT0W7-GRR
P/N:	911350013
S/N:	Z16P00015
HW Version:	Beta HW Version
SW Version:	WEC7
Firmware Version:	2.16
Input:	Fully Charged Internal Battery

Full Spectrum



7.4. Channel 140 a-Mode

Diagram No: 9.16_BE_High_a-mode_6 Mbps_CH140

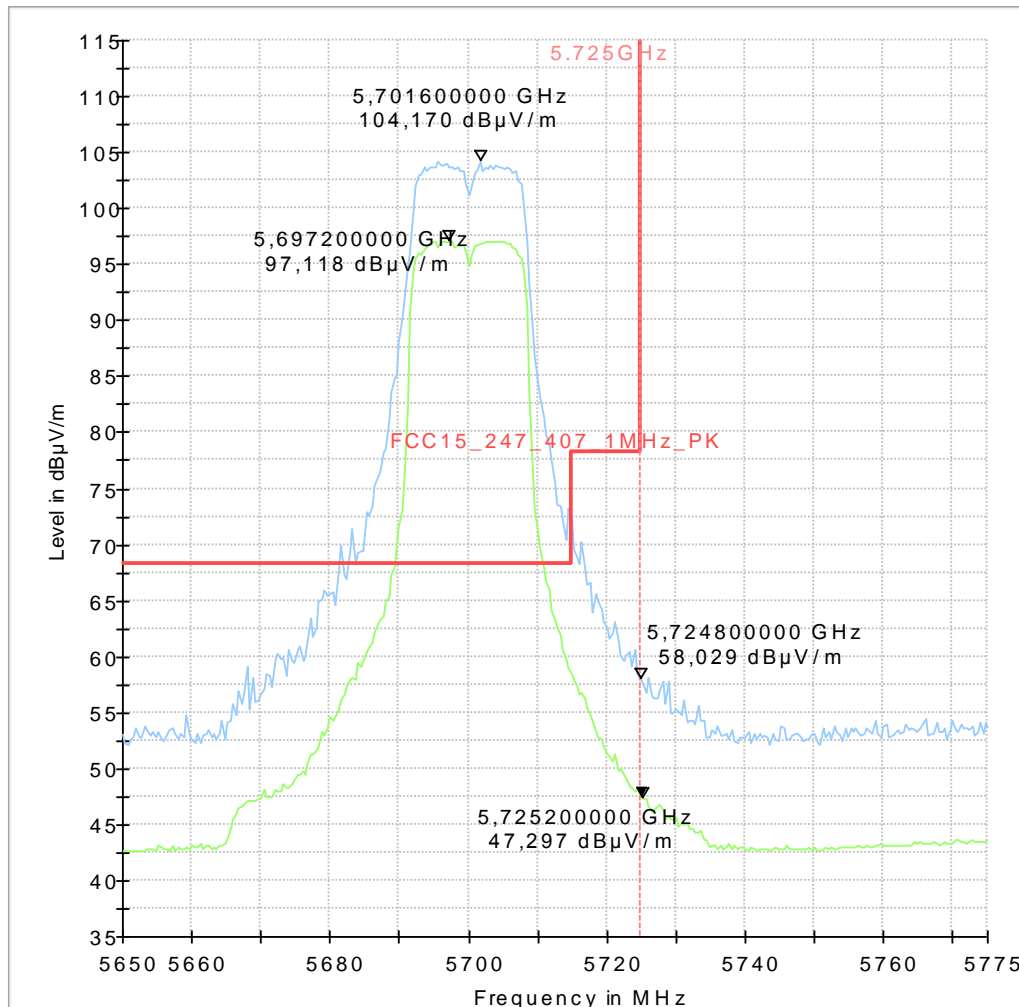
Common Information

Test Description:	Radiated field strength emission in 3m distance Band Edge
Test Site:	CETECOM GmbH Essen
Test Standard:	FCC 15.407&15.209 Intentional Radiator
Antenna polarisation:	horizontal/vertical
Operation mode:	TX, continuous WLAN 5GHz a-mode, channel 140; 6 Mbps;
Environmental Conditions:	Humidity: 31%rH; Temperature: 23°C
Operator Name:	PSa/APh

EUT Information

Manufacturer:	Datalogic ADCL S.r.l.
MODEL:	JOYA TOUCH
EuT Type:	P00AN04HL0GT0W7-GRR
P/N:	911350013
S/N:	Z16P00015
HW Version:	Beta HW Version
SW Version:	WEC7
Firmware Version:	2.16
Input:	Fully Charged Internal Battery

Full Spectrum



7.5. Channel 36 n-Mode(HT20)

Diagram No: 9.17_BE_Low_n(HT20)_MCS0_CH36

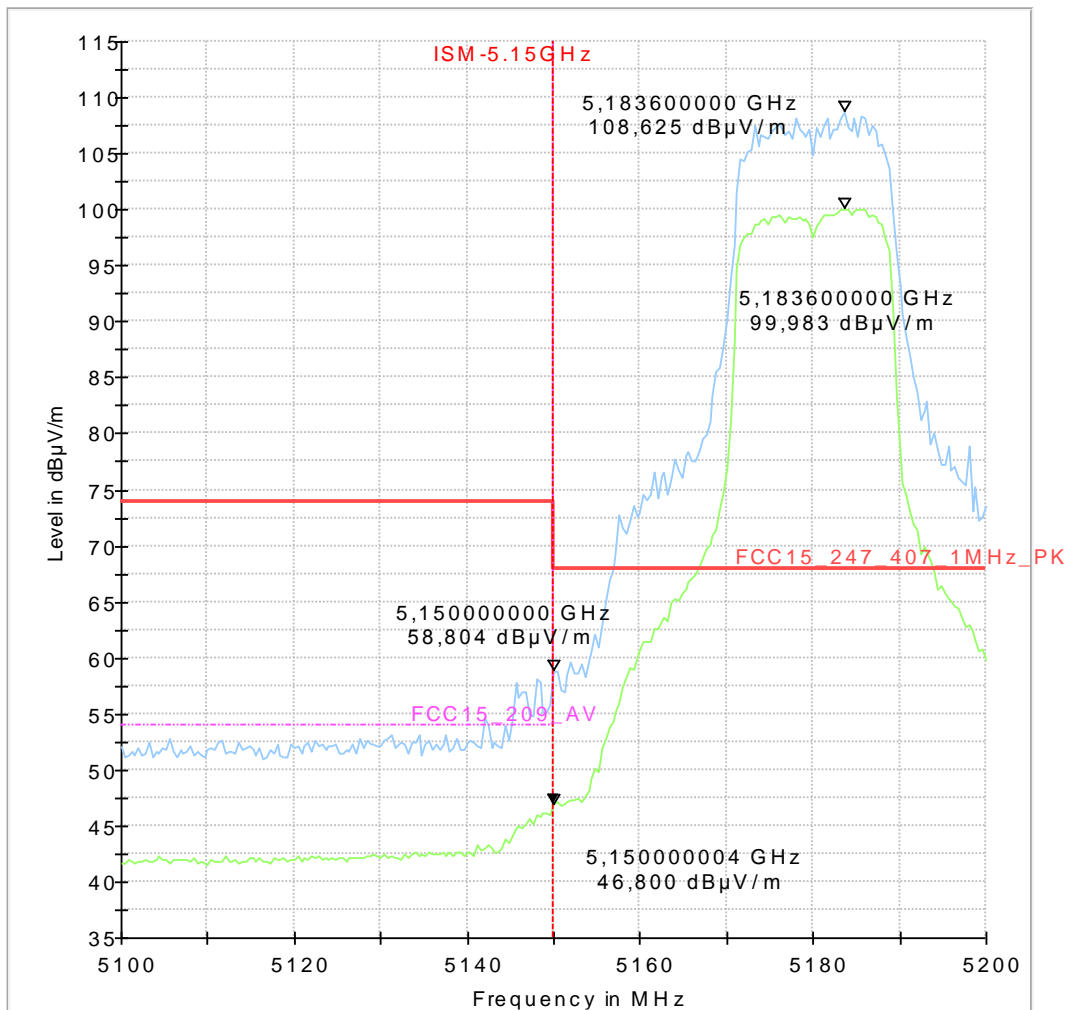
Common Information

Test Description:	Radiated field strength emission in 3m distance
Test Site:	CETECOM GmbH Essen
Test Standard:	FCC 15.407&15.209 Intentional Radiator
Antenna polarisation:	horizontal/vertical
Operation mode:	TX, continuous WLAN 5GHz n(HT20), channel 36; MCS0;
Environmental Conditions:	Humidity:33 %rH; Temperature: 21°C
Operator Name:	PSa/APh

EUT Information

Manufacturer:	Datalogic ADCL S.r.l.
MODEL:	JOYA TOUCH
EuT Type:	P00AN04HL0GT0W7-GRR
P/N:	911350013
S/N:	Z16P00015
HW Version:	Beta HW Version
SW Version:	WEC7
Firmware Version:	2.16
Input:	Fully Charged Internal Battery

Full Spectrum



7.6. Channel 64 n-Mode(HT20)

Diagram No: 9.18_BE_High_n(HT20)_MCS0_CH64

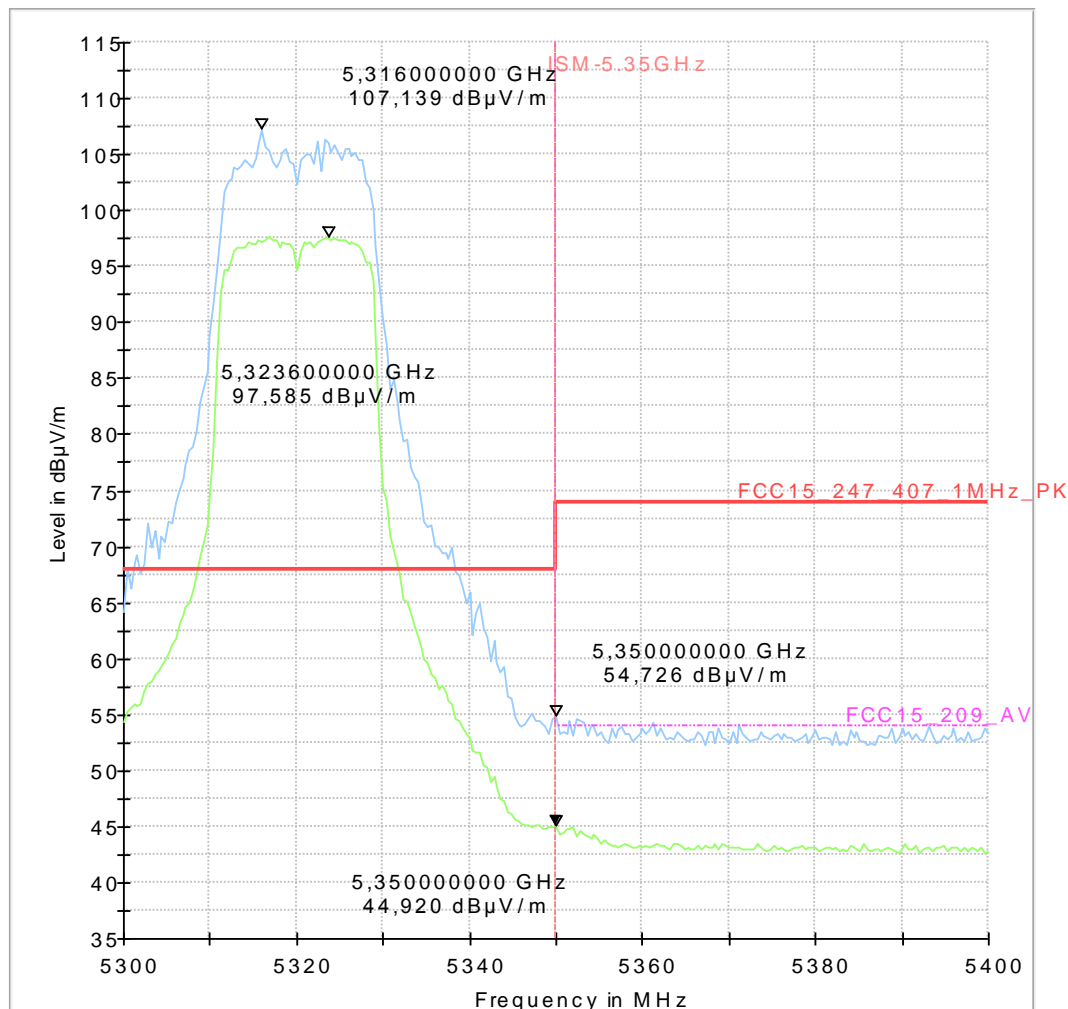
Common Information

Test Description:	Radiated field strength emission in 3m distance Band Edge
Test Site:	CETECOM GmbH Essen
Test Standard:	FCC 15.407&15.209 Intentional Radiator
Antenna polarisation:	horizontal/vertical
Operation mode:	TX, continuous WLAN 5GHz n-mode), channel 64; MCS0;
Environmental Conditions:	Humidity:33 %rH; Temperature: 21°C
Operator Name:	PSa/APh

EUT Information

Manufacturer:	Datalogic ADCL S.r.l.
MODEL:	JOYA TOUCH
EuT Type:	P00AN04HL0GT0W7-GRR
P/N:	911350013
S/N:	Z16P00015
HW Version:	Beta HW Version
SW Version:	WEC7
Firmware Version:	2.16
Input:	Fully Charged Internal Battery

Full Spectrum



7.7. Channel 100 n-Mode(HT20)

Diagram No: 9.19_BE_Low_n(HT20)_MCS0_CH100

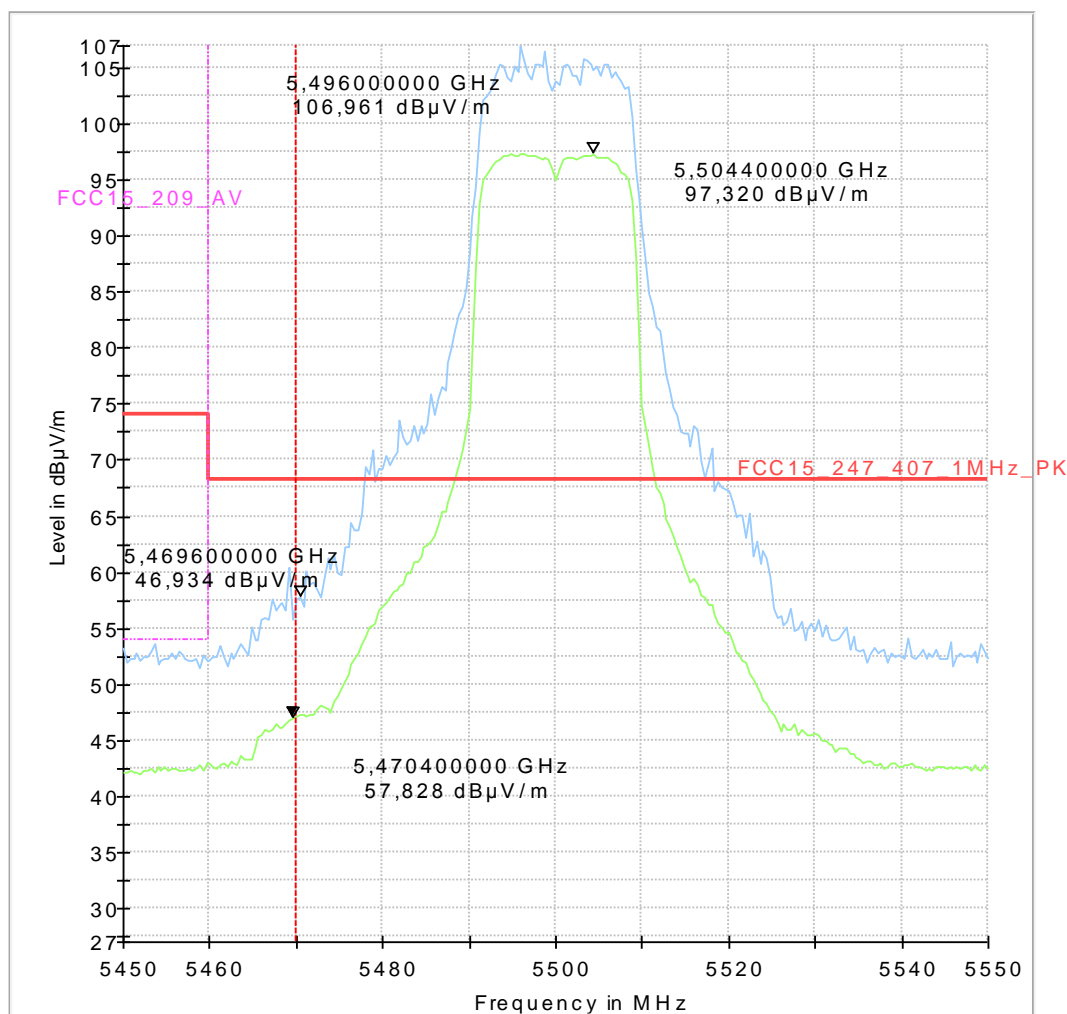
Common Information

Test Description:	Radiated field strength emission in 3m distance Band Edge
Test Site:	CETECOM GmbH Essen
Test Standard:	FCC 15.407&15.209 Intentional Radiator
Antenna polarisation:	horizontal/vertical
Operation mode:	TX, continuous WLAN 5GHz n-mode, channel 100; MCS0;
Environmental Conditions:	Humidity: 31%rH; Temperature: 23°C
Operator Name:	PSa/APH

EUT Information

Manufacturer:	Datalogic ADCL S.r.l.
MODEL:	JOYA TOUCH
EuT Type:	P00AN04HL0GT0W7-GRR
P/N:	911350013
S/N:	Z16P00015
HW Version:	Beta HW Version
SW Version:	WEC7
Firmware Version:	2.16
Input:	Fully Charged Internal Battery

Full Spectrum



7.8. Channel 140 n-Mode(HT20)

Diagram No: 9.20_BE_High_n(HT20)_MCS0_CH140

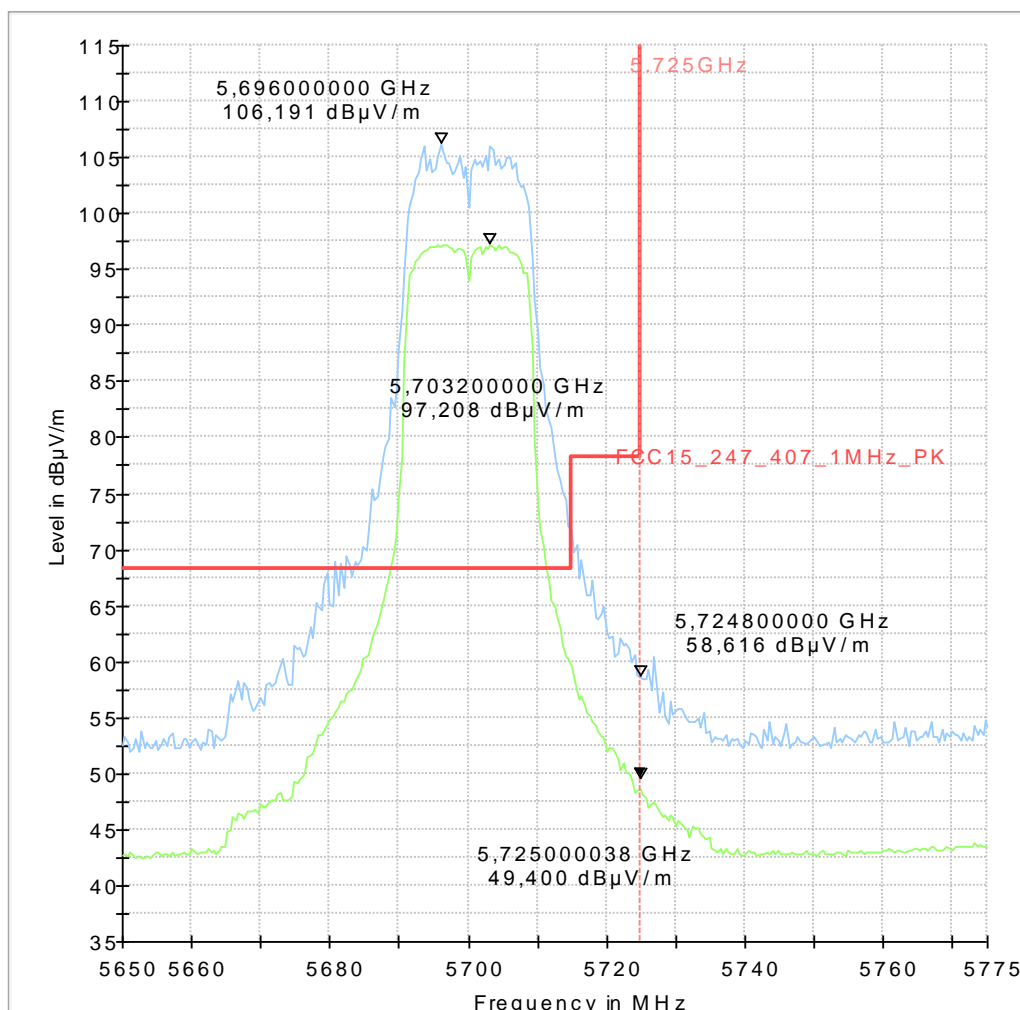
Common Information

Test Description:	Radiated field strength emission in 3m distance Band Edge
Test Site:	CETECOM GmbH Essen
Test Standard:	FCC 15.407&15.209 Intentional Radiator
Antenna polarisation:	horizontal/vertical
Operation mode:	TX, continuous WLAN 5GHz a-mode, channel 140; 6 Mbps;
Environmental Conditions:	Humidity: 31%rH; Temperature: 23°C
Operator Name:	PSa/APH

EUT Information

Manufacturer:	Datalogic ADCL S.r.l.
MODEL:	JOYA TOUCH
EuT Type:	P00AN04HL0GT0W7-GRR
P/N:	911350013
S/N:	Z16P00015
HW Version:	Beta HW Version
SW Version:	WEC7
Firmware Version:	2.16
Input:	Fully Charged Internal Battery

Full Spectrum



7.9. Channel 149 n-Mode(HT20)

Diagram No: 9.21_BE_Low_n(HT20)_MCS0_CH149

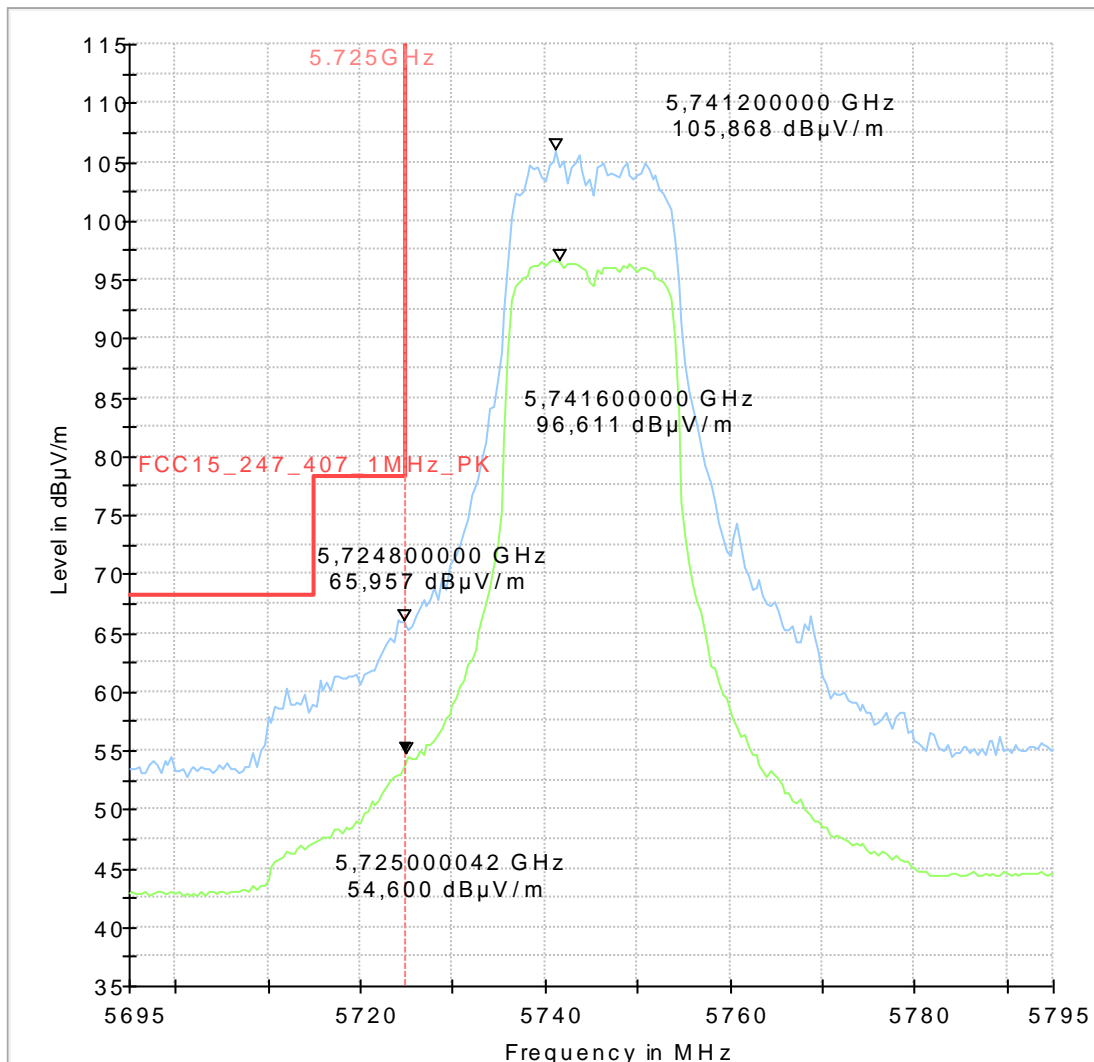
Common Information

Test Description:	Radiated field strength emission in 3m distance
Test Site:	CETECOM GmbH Essen
Test Standard:	FCC 15.407&15.209 Intentional Radiator
Antenna polarisation:	horizontal/vertical
Operation mode:	TX, continuous WLAN 5GHz n(HT20)-mode, channel 149; MCS0
Operator Name:	Aph
Comment:	Channel no. low = 149

EUT Information

Manufacturer:	Datalogic ADCL S.r.l.
MODEL:	JOYA TOUCH
EuT Type:	P00AN04HLOGT0W7-GRR
P/N:	911350013
S/N:	Z16P00015
HW Version:	Beta HW Version
SW Version:	WEC7
Firmware Version:	2.16
Input:	Fully Charged Internal Battery

Full Spectrum



7.10. Channel 165 n-Mode(HT20)

Diagram No: 9.22_BE_High_n(HT20)_MCS0_CH165

Common Information

Test Description:	Radiated field strength emission in 3m distance
Test Site:	CETECOM GmbH Essen
Test Standard:	FCC 15.407&15.209 Intentional Radiator
Antenna polarisation:	horizontal/vertical
Operation mode:	TX, continuous WLAN 5GHz n(HT20)-mode, channel 165; MCS0
Operator Name:	Aph
Comment:	Channel no. high = 165

EUT Information

Manufacturer:	Datalogic ADCL S.r.l.
MODEL:	JOYA TOUCH
EuT Type:	P00AN04HL0GT0W7-GRR
P/N:	911350013
S/N:	Z16P00015
HW Version:	Beta HW Version
SW Version:	WEC7
Firmware Version:	2.16
Input:	Fully Charged Internal Battery

Full Spectrum

