




## TEST REPORT

|                              |  |             |   |        |           |
|------------------------------|--|-------------|---|--------|-----------|
| Ref. n.                      | <b>TSupPhotos_FCC182885B-0</b>   | Issue Date: | <b>17/03/2023</b>   | Pages: | <b>11</b> |
| Test object                  | <i>Type test according to Standard</i><br><b>FCC Cfr 47 part 15 - Subpart C - §15.207, §15.209, §15.225</b>                                      |             |   |        |           |
| Applicant                    | <b>DATALOGIC S.r.l.</b><br>Via S. Vitalino 13 - 40012 Lippo Di Calderara Di Reno - Bologna - Italy<br>Phone. +39 051 3147196 Fax +39 051 3147561 |             |   |        |           |
| Trade mark                   |   |             |   |        |           |
| Manufacturer                 | DATALOGIC S.r.l.   |             |   |        |           |
| Product                      | Base charger station   |             |   |        |           |
| Tested model                 | <b>JOYA TOUCH 3-SLOT CRADLE</b>  |             |   |        |           |
| FCC ID                       | <b>U4G-JNG3SD</b>  |             |   |        |           |
| Date of test samples receipt | 23/06/2022   |             |   |        |           |
| No. of tested samples        | 1 – Sampled by the manufacturer  |             |   |        |           |
| Test date                    | From 15/03/2023 to 16/03/2023  |             |   |        |           |
| Testing site                 | PRSLAB S.r.l. Unipersonale - Via Campagna 92 - 22020 Faloppio - Como - Italy   |             |   |        |           |
| Test results                 | <b>CONFORME / COMPLIANT</b>  |             |   |        |           |
| Verifications carried out by | <b>Daniele AOSANI</b><br><i>Laboratory Engineer</i>  |             |  |        |           |
| Approved by                  | <b>Riccardo PFEIFFER</b><br><i>Laboratory Manager</i>  |             |  |        |           |

The test results reported in this test report shall refer only to the samples tested.  
The sample has been provided by the customer and the results apply to the sample as received.  
This report may not be partially reproduced, except with the prior written permission of the issuing Laboratory.  
PRSLAB refuses any responsibility about information provided by the customer contained in this test report.

## CONTENUTO

### TABLE OF CONTENTS

|  |  |
|--|--|
| <b>0. RELEASE CONTROL RECORD .....</b>                             | <b>3</b>                                     |
| <b>1. DECISION RULE .....</b>                                      | <b>3</b>                                     |
| <b>2. INFORMATION PROVIDED BY CUSTOMER.....</b>                    | <b>4</b>                                     |
| <b>3. GENERAL REMARKS .....</b>                                    | <b>4</b>                                     |
| <b>4. TECHNICAL INFORMATION OF EQUIPMENT UNDER TEST (EUT).....</b> | <b>5</b>                                     |
| 4.1 EUT Identification .....                                       | 5  |
| 4.2 WPT module technical data.....                                 | <b>Errore. Il segnalibro non è definito.</b> |
| <b>5. PHOTOGRAPHIC DOCUMENTATION .....</b>                         | <b>7</b>                                     |

## 0. RELEASE CONTROL RECORD

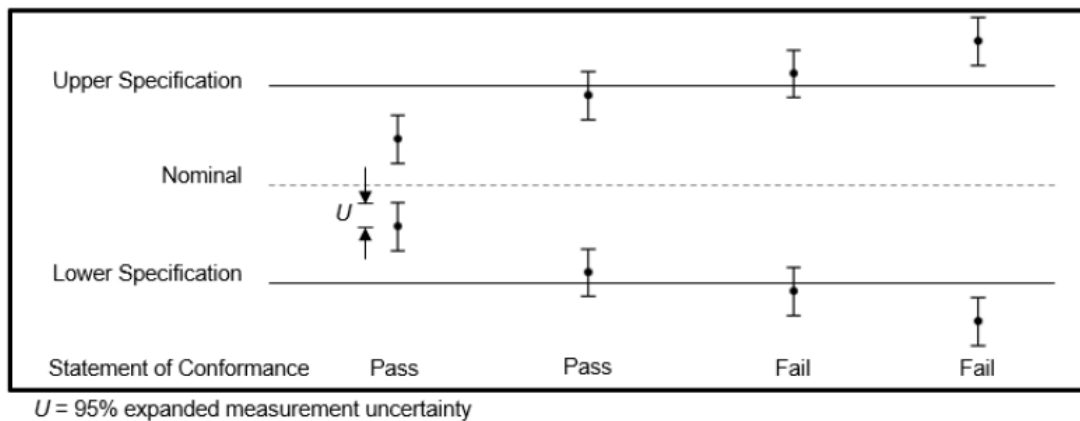
| TEST REPORT NUMBER      | REASON OF CHANGE | DATE OF ISSUE |
|-------------------------|------------------|---------------|
| TSupPhotos_FCC182885B-0 | Original release | 17/03/2023    |

This document is valid in last revision that deletes and replaces the previous one

## 1. DECISION RULE

PRSLAB specifies that, if the decision rules of conformity of the test results are not indicated in detail in the standard/s object of tests, it takes as a decision rule for the declaration of conformity the simple binary system ( $w = 0$ ) stated in the ILAC-G8-09:2019 document.

The decision rule is applicable for all parts of standard



Statements of conformity are reported as:

- Pass: the measured value is below the acceptance limit,  $AL=TL$ .
- Fail: the measured value is above the acceptance limit,  $AL=TL$ .

Definitions

- Guard Band ( $w$ ): interval between a tolerance limit and a corresponding acceptance limit where length  $w=|TL-AL|$ .
- Tolerance Limit (TL) (Specification Limit): specified upper or lower bound of permissible values of a property.
- Acceptance Limit (AL): specified upper or lower bound of permissible measured quantity values.

## 2. INFORMATION PROVIDED BY CUSTOMER

- The manufacturer DATALOGIC S.r.l. declares, in the document *"JT\_3SC - M1\_3SC\_alt\_IC letter.pdf"* issue on 01.07.2022, the differences between the previous version of the product and the one tested in this report. The difference lies in the change of the IC controller due to the shortage of the components.
- According to Manufacturer declaration, the tested model is the most representative and the most complex. The differences between the tested one and his variants are described in the table above and are declared by Manufacturer.


| Differences between versions declared by manufacturer |                                 |   |
|---|---------------------------------|---|
| <b>Tested model</b>                                   | <b>JOYA TOUCH 3-SLOT CRADLE</b> | The difference between your product versions is in the trade name and color, the tested product is white and the black color variant.<br><br>The electronic parts are the same for both versions. |
| <b>Variant</b>  | <b>MEMOR 1 3-SLOT CRADLE</b>    |   |

## 3. GENERAL REMARKS

- Tests were performed using 3 identical WPT clients model **JOYA TOUCH A22**.

## 4. TECHNICAL INFORMATION OF EQUIPMENT UNDER TEST (EUT)

### 4.1 EUT Identification






|   |   |
|---|---|
| <b>DESCRIPTION</b>  | Base charger station  |
| <b>MODEL NAME</b>   | JOYA TOUCH 3-SLOT CRADLE  |
| <b>FCC ID</b>   | U4G-JNG3SD  |
| <b>SERIAL NO.</b>   | G22EB98789  |
| <b>PART NO.</b>   | 91ACC0043   |
| <b>PRS LAB INTERNAL REFERENCE</b>                                       | BC 196/2022 1/1   |
| <b>TRADEMARK</b>  |    |
| <b>MANUFACTURER</b>   | DATALOGIC S.r.l.  |
| <b>COUNTRY OF MANUFACTURER</b>  | Vietnam   |
| <b>SINGLE UNIT OR SYSTEM</b>  | Single  |
| <b>SOFTWARE VERSION</b><br>(Information provided by Customer)           | 2.1.4   |
| <b>HARDWARE VERSION</b><br>(Information provided by Customer)           | DVT   |
| <b>POWER SOURCE</b>   | AC/DC adapter (model <b>EA10681U-120</b> ) powered at 100-240V ~ 50-60Hz  |
| <b>SUPPLY VOLTAGE</b>   | 12Vdc from AC/DC adapter  |
| <b>MAX POWER or MAX ABSORBED CURRENT</b>                                | Max 5A  |
| <b>OPERATING TEMPERATURE</b>  | 0°C ÷ +50°C   |
| <b>DIMENSIONS</b>   | See photographic documentation  |
| <b>EUT STANDING</b>   | <input type="checkbox"/> WALL; <input type="checkbox"/> CEILING; <input checked="" type="checkbox"/> TABLE; <input type="checkbox"/> FLOOR; <input checked="" type="checkbox"/> RACK MOUNTED; <input type="checkbox"/> BODY WORN;<br><input type="checkbox"/> HANDELD; <input type="checkbox"/> PORTABLE; <input type="checkbox"/> MOBILE |
| <b>HIGHEST INTERNAL FREQUENCY</b><br>(Information provided by Customer) | <input checked="" type="checkbox"/> <108MHz; <input type="checkbox"/> 108MHz<F<500MHz; <input type="checkbox"/> 500MHz<F<1GHz; <input type="checkbox"/> F>1GHz  |

## 4.2 RFID module technical data


|                              |                                       |
|------------------------------|---------------------------------------|
| <b>ETS CATEGORY</b>          | Radio-Frequency Identification (RFID) |
| <b>FREQUENCY RANGE</b>       | 13.553-13.567MHz                      |
| <b>OPERATING FREQUENCY</b>   | 13.56MHz                              |
| <b>TRANSMITTER MAX POWER</b> | 26.73dB $\mu$ V/m Peak@30m distance   |
| <b>TYPE OF MODULATION</b>    | ASK                                   |
| <b>ANTENNA TYPE</b>          | Internal                              |

## 5. PHOTOGRAPHIC DOCUMENTATION

**PHOTO N° 1 – EUT IDENTIFICATION (WPT SOURCE)**



**PHOTO N° 2 - RADIATED EMISSION SETUP**





**PHOTO N° 3 - CONDUCTED EMISSION SETUP**



**PHOTO N° 4 – AUXILIARY EQUIPMENT IDENTIFICATION**



**END OF TEST REPORT**