

Annex 2: External photographs of EUT  
to TEST REPORT  
No.: 17-1-0180901T18a

According to:

**FCC Regulations**







Part 15.207  
Part 15.247  
Part 15.407

for

Datalogic S.r.l.

**FALCON X4**  
**Type E00ANM4HS0GF0A4**

FCC ID: U4GFX4WB

Laboratory Accreditation and Listings			
 <b>DAkKS</b> Deutsche Akkreditierungsstelle D-PL-12047-01-01	 FEDERAL COMMUNICATIONS COMMISSION USA • CANADA MRA US-EU 0003	 Industry Canada Reg. No.: 3462D-1 Reg. No.: 3462D-2 Reg. No.: 3462D-3	 Voluntary Controls for Electromagnetic Emissions Reg. No.: R-2666 C-2914, T-1967, G-301
 <b>WiFi</b> ALLIANCE AUTHORIZED RF LABORATORY	 <b>ctia</b> Authorized Test Lab Lab Code: 20011130-00		
accredited according to DIN EN ISO/IEC 17025			
<p align="center"> <b>CETECOM GmbH</b>                      Laboratory Radio Communications &amp; Electromagnetic Compatibility                      Im Teelbruch 116 • 45219 Essen • Germany                      Registered in Essen, Germany, Reg. No.: HRB Essen 8984                      Tel.: + 49 (0) 20 54 / 95 19-954 • Fax: + 49 (0) 20 54 / 95 19-964                      E-mail: info@cetecom.com • Internet: www.cetecom.com                 </p>			

## **TABLE OF CONTENTS:**

<b>1. EXTERNAL PHOTOGRAPHS.....</b>	<b>3</b>
1.1. Equipment Under Test (EUT)-Radiated Test Sample .....	3
1.2. Equipment Under Test (EUT)-Conducted Test Sample .....	7
1.3. Equipment Under Test (EUT)-Battery.....	9
1.4. Auxiliary Equipment (AE).....	10

# 1. External photographs

## 1.1. Equipment Under Test (EUT)-Radiated Test Sample



**Photograph 1: FALCON X4 -Front Side**



**Photograph 2: FALCON X4 -Rear Side**



**Photograph 3: FALCON X4 -Top Side**



**Photograph 4: FALCON X4 -Bottom Side**



**Photograph 5: FALCON X4 –Front-Top Side**



**Photograph 6: FALCON X4 -Right Side**





**Photograph 7: FALCON X4 -Left Side**



**Photograph 8 FALCON X4 -Rear Side + Battery outside**

## 1.2. Equipment Under Test (EUT)-Conducted Test Sample



**Photograph 9:FALCON X4 -Back Side**



**Photograph 10:FALCON X4 – Front Side-Connector View**



**Photograph 11:FALCON X4 -Top Side**





**1.4. Auxiliary Equipment (AE)**



**Photograph 14: FALCON X4 Docking Station (without Spare Battery) – Front –Top Side**



**Photograph 15: FALCON X4 Docking Station AC/DC Adapter**