

Annex 2: External photographs of EUT  
to TEST REPORT  
No.: 17-1-0180901T19

According to:

**FCC Regulations**  
Part 15.107  
Part 15.109

**ISED Regulations**  
ICES-003, Issue 6  
RSS-Gen, Issue 4

for







Datalogic S.r.l.

**FALCON X4**  
Type:E00ANM4TN0HN0A4

FCC ID: U4GFX4WB

IC: 3862E-FX4WB

PMN: FALCON X4 | HVIN: FX4 WB HH | FVIN: Not Applicable

| Laboratory Accreditation and Listings  |  |   |  |
|--|--|---|--|
|  <p><b>DAkkS</b><br/>Deutsche<br/>Akkreditierungsstelle<br/>D-PL-12047-01-01</p>  |  <p>FEDERAL COMMUNICATIONS COMMISSION<br/><b>FC</b><br/>U.S.A.<br/>MRA US-EU 0003</p> |  <p>Industry Canada<br/>Reg. No.: 3462D-1<br/>Reg. No.: 3462D-2<br/>Reg. No.: 3462D-3</p> |  <p>Voluntary Controls for<br/>Electromagnetic Emissions<br/>Reg. No.:<br/>R-2666 C-2914,<br/>T-1967, G-301</p> |
|  <p><b>WiFi</b><br/>ALLIANCE<br/>AUTHORIZED<br/>RF LABORATORY</p>   |  <p><b>ctia</b> Authorized<br/>Test Lab<br/>Lab Code: 20011130-00</p>                |   |  |
| accredited according to DIN EN ISO/IEC 17025   |  |   |  |
| <p><b>CETECOM GmbH</b><br/>Laboratory Radio Communications &amp; Electromagnetic Compatibility<br/>Im Teelbruch 116 • 45219 Essen • Germany<br/>Registered in Essen, Germany, Reg. No.: HRB Essen 8984<br/>Tel.: + 49 (0) 20 54 / 95 19-954 • Fax: + 49 (0) 20 54 / 95 19-964<br/>E-mail: info@cetecom.com • Internet: www.cetecom.com</p> |  |   |  |

## TABLE OF CONTENTS:

|  |          |
|--|----------|
| <b>1. EXTERNAL PHOTOGRAPHS.....</b>                        | <b>3</b> |
| 1.1. Equipment Under Test (EUT)-Radiated Test Sample ..... | 3        |
| 1.2. Equipment Under Test (EUT)-Battery.....               | 7        |
| 1.3. Auxiliary Equipment (AE).....                         | 8        |

# 1. External photographs

## 1.1. Equipment Under Test (EUT)-Radiated Test Sample




**Photograph 1:FALCON X4 -Front Side**



**Photograph 2: FALCON X4 -Rear Side**



**Photograph 3: FALCON X4 -Top Side**



**Photograph 4: FALCON X4 -Bottom Side**



**Photograph 5: FALCON X4 -Right Side**



**Photograph 6: FALCON X4 -Left Side**



**Photograph 7: FALCON X4 -Rear Side + Battery outside**

## 1.2. Equipment Under Test (EUT)-Battery



Photograph 8:FALCON X4 –Battery Outer Side




Photograph 9:FALCON X4 –Battery Inner Side

### 1.3. Auxiliary Equipment (AE)



**Photograph 10: VW-1 Handy link/USB cable**



**Photograph 11: Test PC**





**Photograph 12: Docking Station (with Spare Battery) – Top View**



**Photograph 13: RS232 Null Modem cable**



**Photograph 14: Docking Station AC/DC Adapter**



**Photograph 15: USB (type-B) Cable**