

Annex 2: External photographs of EUT
to TEST REPORT
No.: 17-1-0180901T13

According to:

FCC Regulations
Part 15.107
Part 15.109

ISED Regulations
ICES-003, Issue 6
RSS-Gen, Issue 4

for

Datalogic S.r.l.

FALCON X4
Type:E00ANM4HS0GF0A4

FCC ID: U4GFX4WB

IC: 3862E-FX4WB

PMN: FALCON X4 | HVIN: FX4 WB GUN | FVIN: Not Applicable







Laboratory Accreditation and Listings			
 DAkKS Deutsche Akkreditierungsstelle D-PL-12047-01-01	 FEDERAL COMMUNICATIONS COMMISSION USA MRA US-EU 0003	 Industry Canada Reg. No.: 3462D-1 Reg. No.: 3462D-2 Reg. No.: 3462D-3	 Voluntary Controls for Electromagnetic Emissions Reg. No.: R-2666 C-2914, T-1967, G-301
 WiFi ALLIANCE AUTHORIZED RF LABORATORY	 ctia Authorized Test Lab Lab Code: 20011130-00		
accredited according to DIN EN ISO/IEC 17025			
<p align="center">CETECOM GmbH Laboratory Radio Communications & Electromagnetic Compatibility Im Teelbruch 116 • 45219 Essen • Germany Registered in Essen, Germany, Reg. No.: HRB Essen 8984 Tel.: + 49 (0) 20 54 / 95 19-954 • Fax: + 49 (0) 20 54 / 95 19-964 E-mail: info@cetecom.com • Internet: www.cetecom.com</p>			

TABLE OF CONTENTS:

1. EXTERNAL PHOTOGRAPHS..... 3

1.1. Equipment Under Test (EUT)-Radiated Test Sample 3

1.2. Equipment Under Test (EUT)-Battery..... 7

1.3. Auxiliary Equipment (AE)..... 8

1. External photographs

1.1. Equipment Under Test (EUT)-Radiated Test Sample



Photograph 1: FALCON X4 -Front Side



Photograph 2: FALCON X4 -Rear Side



Photograph 3: FALCON X4 -Top Side



Photograph 4: FALCON X4 -Bottom Side



Photograph 5: FALCON X4 –Front-Top Side



Photograph 6: FALCON X4 -Right Side



Photograph 7: FALCON X4 -Left Side



Photograph 8 FALCON X4 -Rear Side + Battery outside

1.2. Equipment Under Test (EUT)-Battery



Photograph 9:FALCON X4 –Battery Outer Side



Photograph 10:FALCON X4 –Battery Inner Side

1.3. Auxiliary Equipment (AE)



Photograph 11: VW-1 Handy link/USB cable



Photograph 12: VW-1 Handy link/RS232 cable



Photograph 13: Test PC



Photograph 14: Docking Station (with Spare Battery) – Top View



Photograph 15:RS232 Null Modem cable



Photograph 16: Docking Station AC/DC Adapter



Photograph 17:USB (type-B) Cable