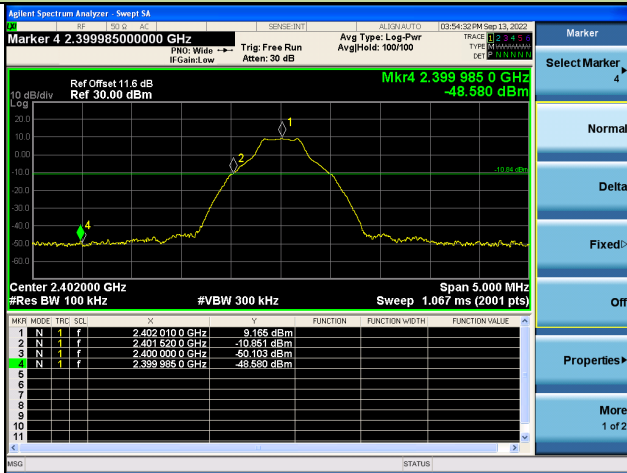
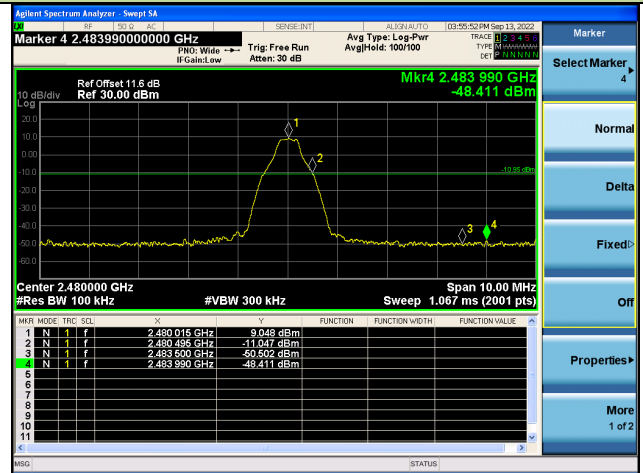


## Band-edge Compliance

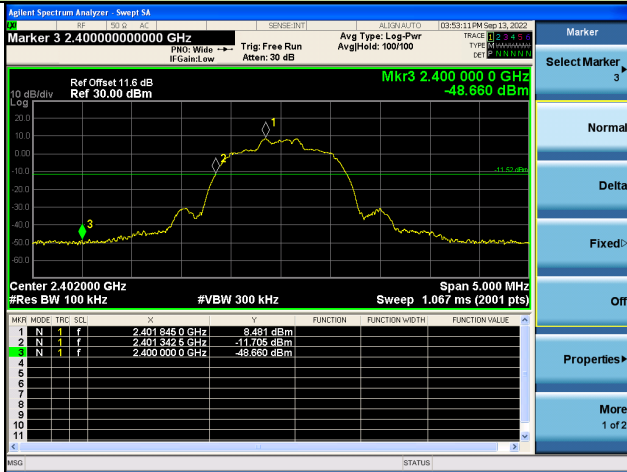
DH5 - Channel 00 (2402MHz)



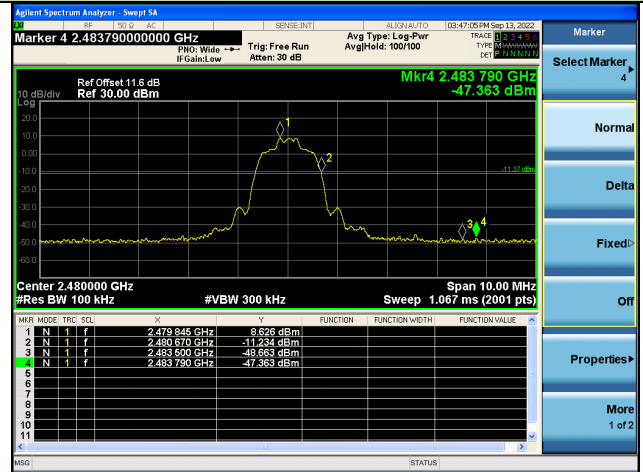
DH5 - Channel 78 (2480MHz)



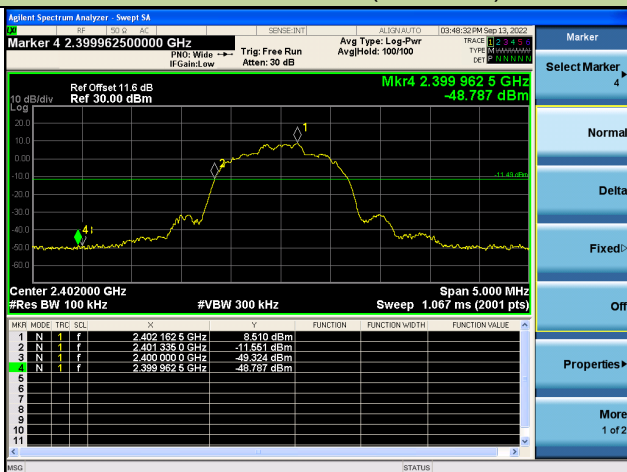
2DH5 - Channel 00 (2402MHz)



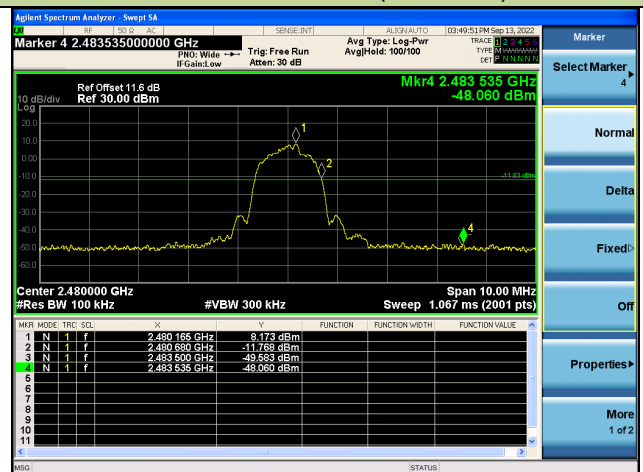
2DH5 - Channel 78 (2480MHz)



3DH5 - Channel 00 (2402MHz)

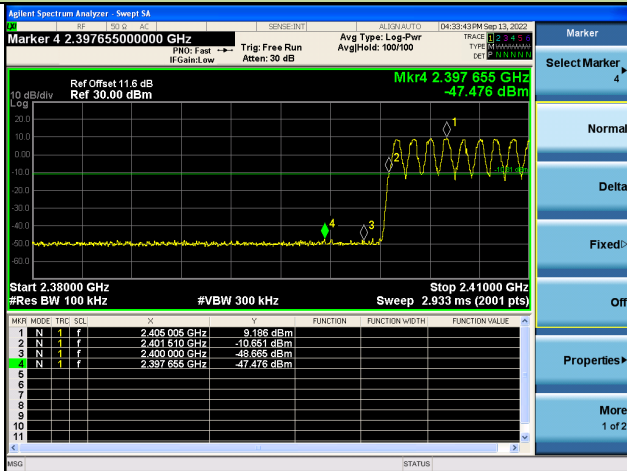


3DH5 - Channel 78 (2480MHz)

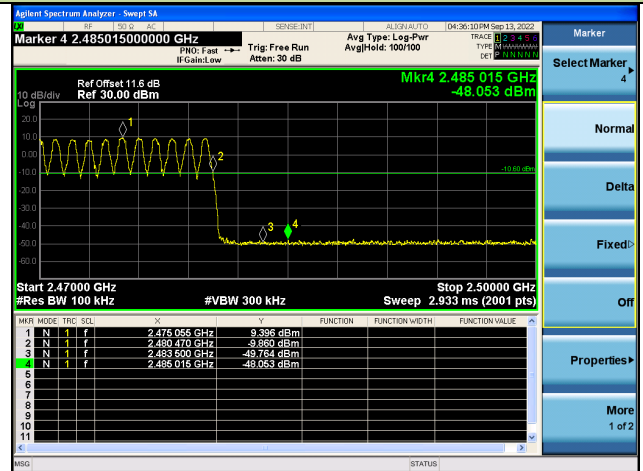


## Operation Frequency Range of 20dB Bandwidth within Hopping Mode

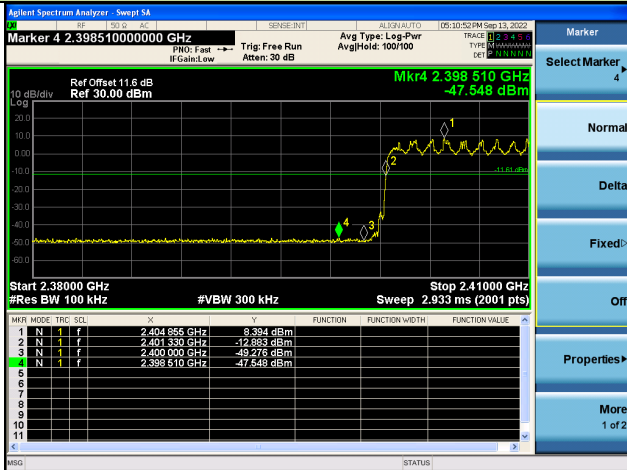
DH5 - Channel 00 (2402MHz)



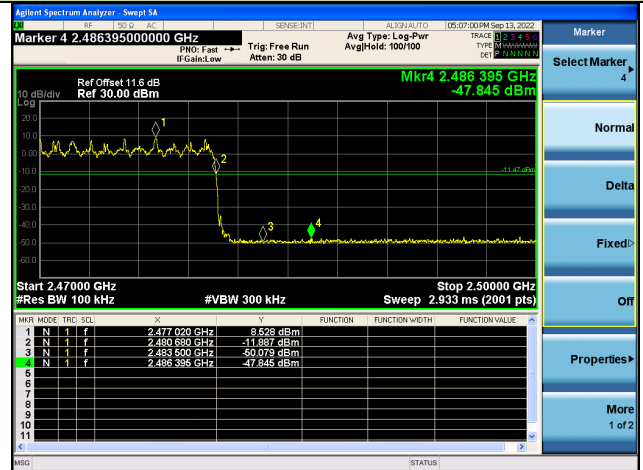
DH5 - Channel 78 (2480MHz)



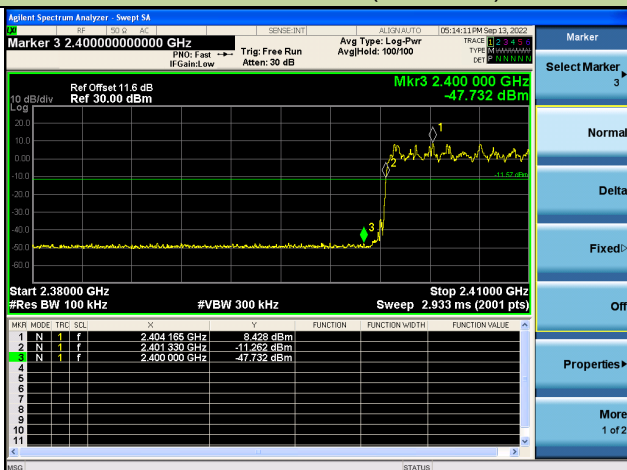
2DH5 - Channel 00 (2402MHz)



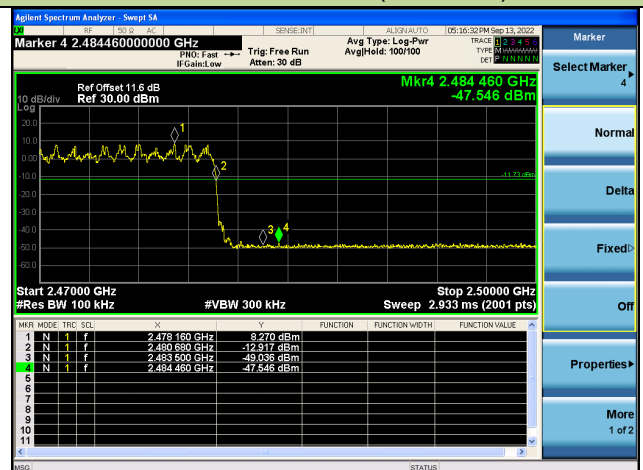
2DH5 - Channel 78 (2480MHz)



3DH5 - Channel 00 (2402MHz)



3DH5 - Channel 78 (2480MHz)



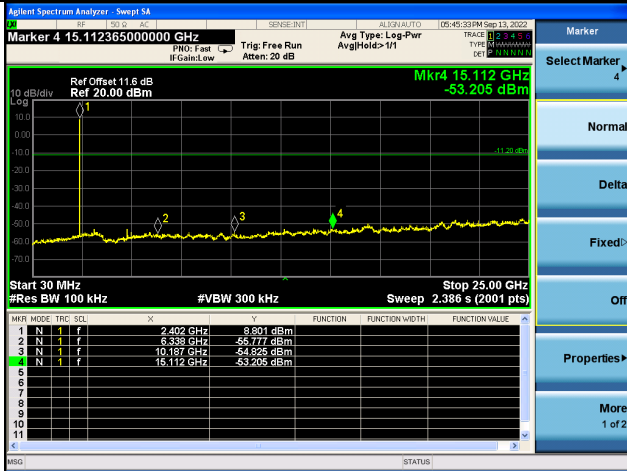
**A.8 Conducted Spurious Emissions Test Result**

Test Site	WZ-SR5	Test Engineer	Lynn Yang
Test Date	2022-09-13		

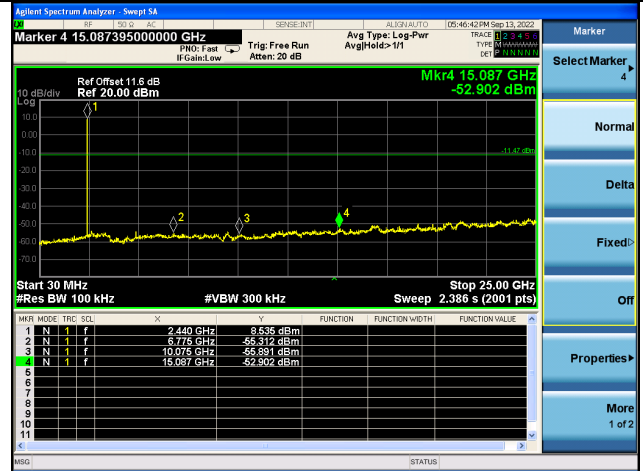
Test Mode	Channel No.	Frequency (MHz)	Limit (MHz)	Result
DH5	00	2402	20dBc	Pass
DH5	39	2441	20dBc	Pass
DH5	78	2480	20dBc	Pass
2DH5	00	2402	20dBc	Pass
2DH5	39	2441	20dBc	Pass
2DH5	78	2480	20dBc	Pass
3DH5	00	2402	20dBc	Pass
3DH5	39	2441	20dBc	Pass
3DH5	78	2480	20dBc	Pass

## DH5 Conducted Spurious Emissions

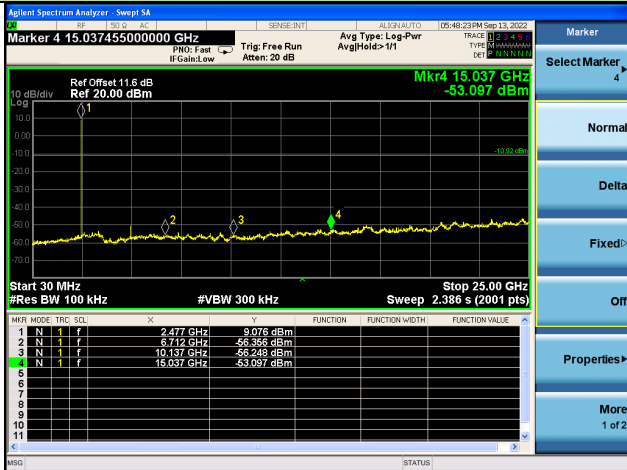
## Channel 00 (2402MHz)



## Channel 39 (2441MHz)

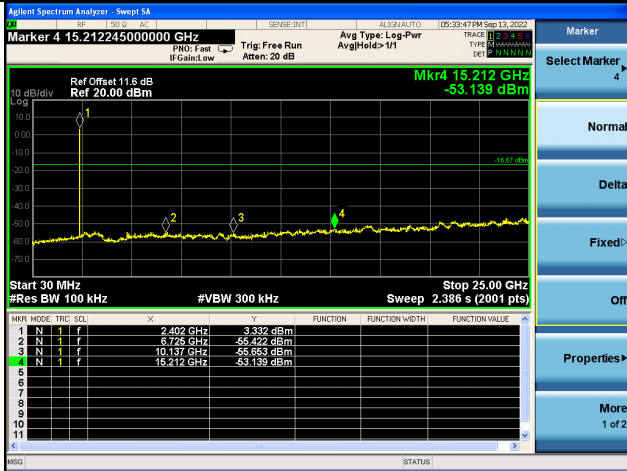


## Channel 78 (2480MHz)

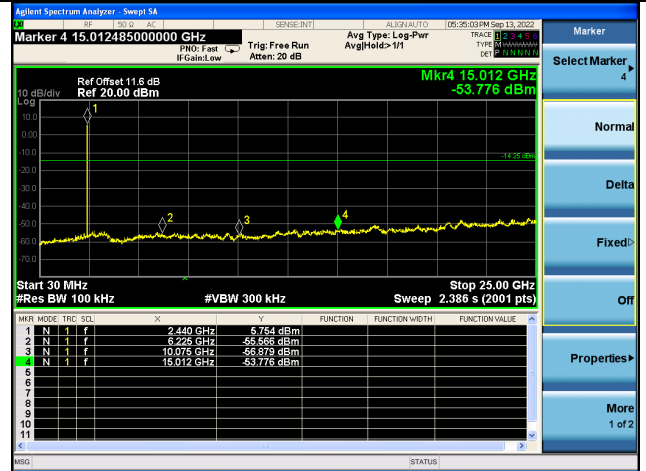


### 2DH5 Conducted Spurious Emissions

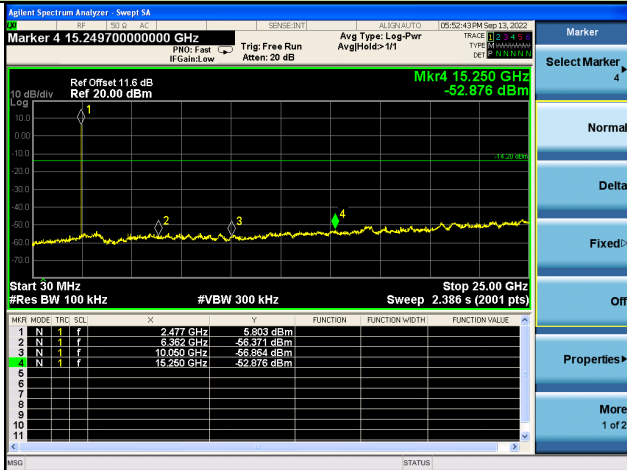
#### Channel 00 (2402MHz)



#### Channel 39 (2441MHz)

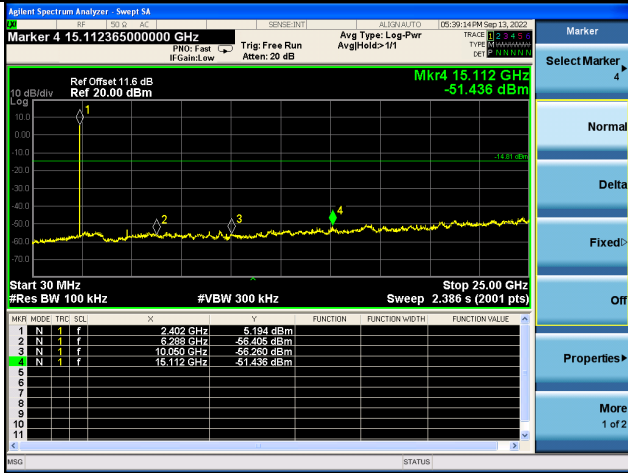


#### Channel 78 (2480MHz)

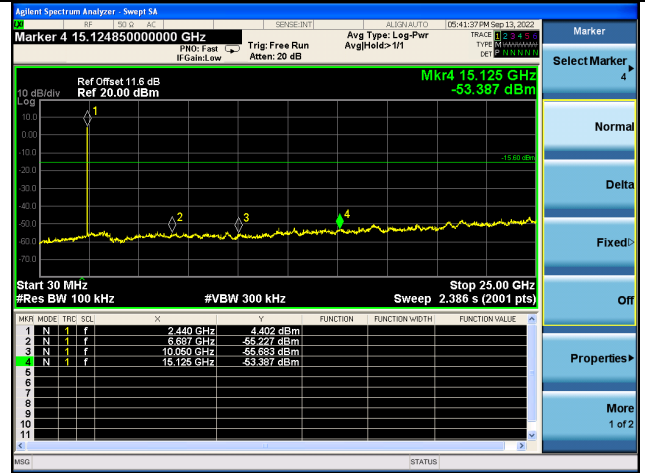


### 3DH5 Conducted Spurious Emissions

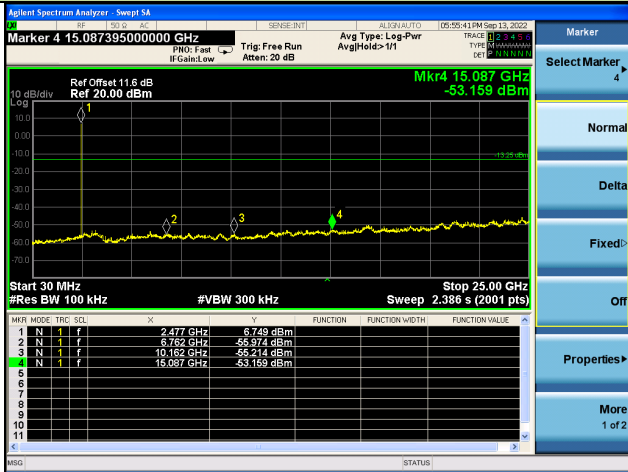
#### Channel 00 (2402MHz)



#### Channel 39 (2441MHz)



#### Channel 78 (2480MHz)



**A.9 Radiated Spurious Emission Test Result**

Test Site	WZ-AC1	Test Engineer	Carl Jiang
Test Date	2022-09-14	Test Mode:	DH5
Remark:	1. Average measurement was not performed if peak level lower than average limit. 2. Other frequency was 20dB below limit line within 1-18GHz, there is not show in the report.		

Test Channel	Frequency (MHz)	Reading Level (dBμV)	Factor (dB/m)	Measure Level (dBμV/m)	Limit (dBμV/m)	Margin (dB)	Detector	Polarization
00	9092.0	35.5	10.5	46.0	74.0	-28.0	Peak	Horizontal
	10996.0	34.8	13.6	48.4	74.0	-25.6	Peak	Horizontal
	12101.0	36.9	12.0	48.9	74.0	-25.1	Peak	Horizontal
	9177.0	34.3	11.2	45.5	74.0	-28.5	Peak	Vertical
	10996.0	35.2	13.6	48.8	74.0	-25.2	Peak	Vertical
	12050.0	36.1	12.4	48.5	74.0	-25.5	Peak	Vertical
39	9092.0	35.3	10.5	45.8	74.0	-28.2	Peak	Horizontal
	11081.0	35.7	13.2	48.9	74.0	-25.1	Peak	Horizontal
	12390.0	36.5	11.7	48.2	74.0	-25.8	Peak	Horizontal
	9143.0	34.7	11.1	45.8	74.0	-28.2	Peak	Vertical
	10945.0	35.0	13.6	48.6	74.0	-25.4	Peak	Vertical
	12424.0	36.0	11.9	47.9	74.0	-26.1	Peak	Vertical
78	8327.0	35.6	8.3	43.9	74.0	-30.1	Peak	Horizontal
	10809.0	35.4	13.3	48.7	74.0	-25.3	Peak	Horizontal
	12373.0	36.3	11.9	48.2	74.0	-25.8	Peak	Horizontal
	11098.0	35.2	13.3	48.5	74.0	-25.5	Peak	Vertical
	12169.0	36.3	12.2	48.5	74.0	-25.5	Peak	Vertical
	15943.0	37.8	11.9	49.7	74.0	-24.3	Peak	Vertical

Note: Measure Level (dBμV/m) = Reading Level (dBμV) + Factor (dB/m)

Factor ((dB/m) = Cable Loss (dB) + Antenna Factor (dB/m) - Pre\_Amplifier Gain (dB)

Test Site	WZ-AC1	Test Engineer	Carl Jiang
Test Date	2022-09-14	Test Mode:	2DH5
Remark:	1. Average measurement was not performed if peak level lower than average limit. 2. Other frequency was 20dB below limit line within 1-18GHz, there is not show in the report.		

Test Channel	Frequency (MHz)	Reading Level (dBμV)	Factor (dB/m)	Measure Level (dBμV/m)	Limit (dBμV/m)	Margin (dB)	Detector	Polarization
00	8123.0	36.9	8.7	45.6	74.0	-28.4	Peak	Horizontal
	11506.0	36.5	13.2	49.7	74.0	-24.3	Peak	Horizontal
	12339.0	36.7	11.9	48.6	74.0	-25.4	Peak	Horizontal
	8395.0	33.8	8.6	42.4	74.0	-31.6	Peak	Vertical
	10962.0	36.3	13.5	49.8	74.0	-24.2	Peak	Vertical
	12475.0	36.5	11.8	48.3	74.0	-25.7	Peak	Vertical
39	9092.0	35.5	10.5	46.0	74.0	-28.0	Peak	Horizontal
	10894.0	35.0	13.4	48.4	74.0	-25.6	Peak	Horizontal
	12033.0	36.2	12.1	48.3	74.0	-25.7	Peak	Horizontal
	9126.0	35.2	11.2	46.4	74.0	-27.6	Peak	Vertical
	10996.0	34.6	13.6	48.2	74.0	-25.8	Peak	Vertical
	12118.0	35.9	12.2	48.1	74.0	-25.9	Peak	Vertical
78	4961.0	40.6	3.1	43.7	74.0	-30.3	Peak	Horizontal
	11064.0	34.3	13.3	47.6	74.0	-26.4	Peak	Horizontal
	12033.0	36.3	12.1	48.4	74.0	-25.6	Peak	Horizontal
	9415.0	32.9	11.8	44.7	74.0	-29.3	Peak	Vertical
	10979.0	36.3	13.4	49.7	74.0	-24.3	Peak	Vertical
	12237.0	36.2	11.9	48.1	74.0	-25.9	Peak	Vertical

Note: Measure Level (dBμV/m) = Reading Level (dBμV) + Factor (dB/m)

Factor ((dB/m) = Cable Loss (dB) + Antenna Factor (dB/m) - Pre\_Amplifier Gain (dB)



Test Site	WZ-AC1	Test Engineer	Carl Jiang
Test Date	2022-09-14	Test Mode:	3DH5
Remark:	1. Average measurement was not performed if peak level lower than average limit. 2. Other frequency was 20dB below limit line within 1-18GHz, there is not show in the report.		

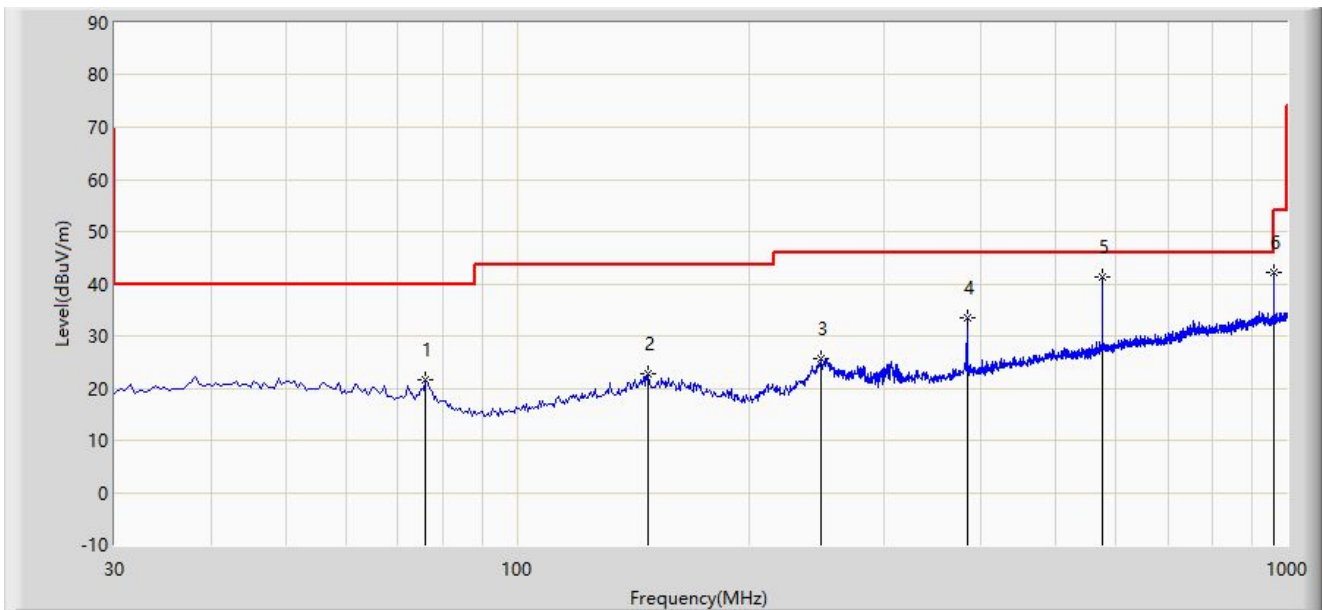
Test Channel	Frequency (MHz)	Reading Level (dBμV)	Factor (dB/m)	Measure Level (dBμV/m)	Limit (dBμV/m)	Margin (dB)	Detector	Polarization
00	9160.0	35.4	11.2	46.6	74.0	-27.4	Peak	Horizontal
	10894.0	34.6	13.4	48.0	74.0	-26.0	Peak	Horizontal
	12322.0	36.3	12.1	48.4	74.0	-25.6	Peak	Horizontal
	9160.0	35.1	11.2	46.3	74.0	-27.7	Peak	Vertical
	10792.0	35.9	13.6	49.5	74.0	-24.5	Peak	Vertical
	12628.0	37.3	11.8	49.1	74.0	-24.9	Peak	Vertical
39	9126.0	35.5	11.2	46.7	74.0	-27.3	Peak	Horizontal
	11489.0	35.9	13.2	49.1	74.0	-24.9	Peak	Horizontal
	12543.0	35.9	11.8	47.7	74.0	-26.3	Peak	Horizontal
	9109.0	34.1	10.6	44.7	74.0	-29.3	Peak	Vertical
	11098.0	35.3	13.3	48.6	74.0	-25.4	Peak	Vertical
	12186.0	35.9	12.0	47.9	74.0	-26.1	Peak	Vertical
78	9058.0	35.7	10.5	46.2	74.0	-27.8	Peak	Horizontal
	10962.0	35.8	13.5	49.3	74.0	-24.7	Peak	Horizontal
	12135.0	36.4	12.2	48.6	74.0	-25.4	Peak	Horizontal
	9126.0	35.7	11.2	46.9	74.0	-27.1	Peak	Vertical
	11489.0	35.9	13.2	49.1	74.0	-24.9	Peak	Vertical
	12033.0	36.5	12.1	48.6	74.0	-25.4	Peak	Vertical

Note: Measure Level (dBμV/m) = Reading Level (dBμV) + Factor (dB/m)

Factor ((dB/m) = Cable Loss (dB) + Antenna Factor (dB/m) - Pre\_Amplifier Gain (dB)

**The Result of Radiated Emission below 1GHz:**

Site: WZ-AC1	Test Date: 2022-10-08
Limit: FCC_Part 15_15.209 RE(3m)	Engineer: Carl Jiang
Probe: VULB 9168_25-2000MHz	Polarity: Horizontal
EUT: Barcode Reader	Power: AC 120V/60Hz
Note: Transmit by DH5 at 2402MHz	



No	Mark	Frequency (MHz)	Measure Level (dB $\mu$ V/m)	Reading Level (dB $\mu$ V)	Margin (dB)	Limit (dB $\mu$ V/m)	Factor (dB/m)	Type
1		76.075	21.548	6.505	-18.452	40.000	15.043	PK
2		147.855	22.789	4.877	-20.711	43.500	17.912	PK
3		247.765	25.611	8.998	-20.389	46.000	16.613	PK
4		384.050	33.453	13.000	-12.547	46.000	20.453	PK
5	*	576.110	41.407	16.556	-4.593	46.000	24.851	PK
6		960.230	42.050	12.266	-11.950	54.000	29.784	PK

Note 1: " \* ", means this data is the worst emission level.

Note 2: Measure Level (dB $\mu$ V/m) = Reading Level (dB $\mu$ V) + Factor (dB/m).

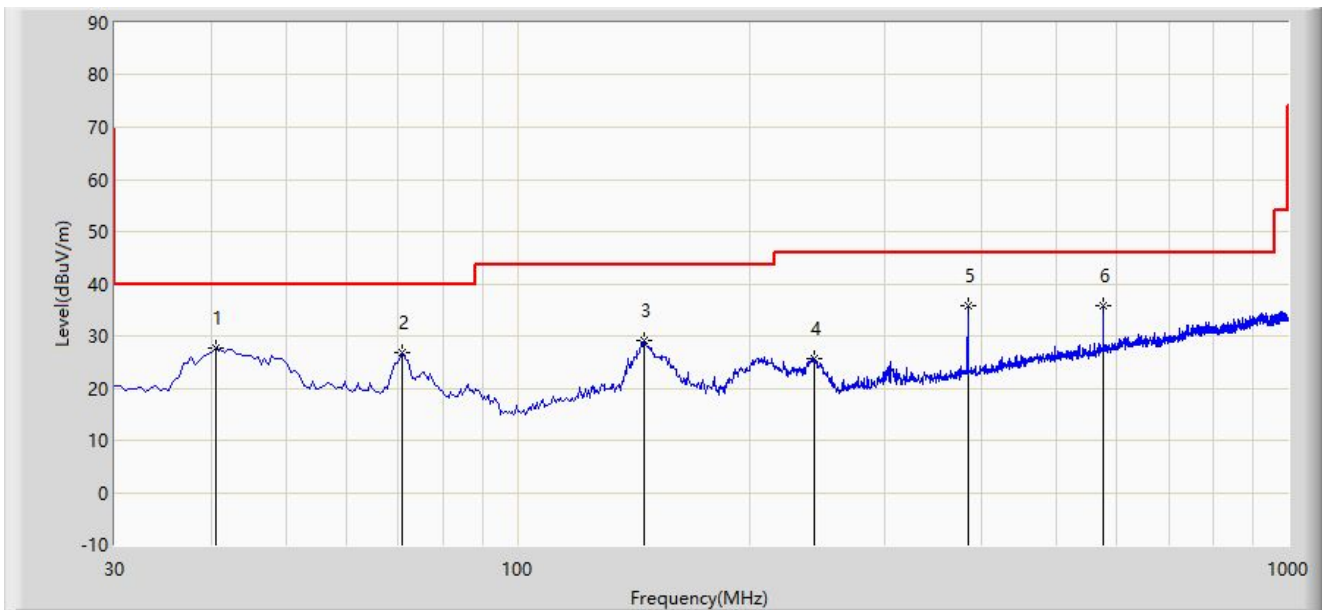
Note 3: Factor (dB/m) = Cable Loss (dB) + Antenna Factor (dB/m).

Note 4: Quasi-Peak measurement was not performed when peak measure level was lower than the quasi-peak limit.

Note 5: The amplitude of radiated emissions (frequency range from 9kHz to 30MHz and 18GHz to 25GHz) is that proximity to ambient noise, which also are attenuated more than 20 dB below the permissible value.

Therefore, the data is not presented in the report.

Site: WZ-AC1	Test Date: 2022-10-08
Limit: FCC_Part 15_15.209 RE(3m)	Engineer: Carl Jiang
Probe: VULB 9168_25-2000MHz	Polarity: Vertical
EUT: Barcode Reader	Power: AC 120V/60Hz
Note: Transmit by DH5 at 2402MHz	



No	Mark	Frequency (MHz)	Measure Level (dBμV/m)	Reading Level (dBμV)	Margin (dB)	Limit (dBμV/m)	Factor (dB/m)	Type
1		40.670	27.775	9.514	-12.225	40.000	18.261	PK
2		70.740	26.669	10.615	-13.331	40.000	16.054	PK
3		145.915	29.029	11.208	-14.471	43.500	17.822	PK
4		242.915	25.763	9.359	-20.237	46.000	16.404	PK
5		384.050	35.654	15.201	-10.346	46.000	20.453	PK
6	*	576.110	35.769	10.918	-10.231	46.000	24.851	PK

Note 1: " \* ", means this data is the worst emission level.

Note 2: Measure Level (dBμV/m) = Reading Level (dBμV) + Factor (dB/m).

Note 3: Factor (dB/m) = Cable Loss (dB) + Antenna Factor (dB/m).

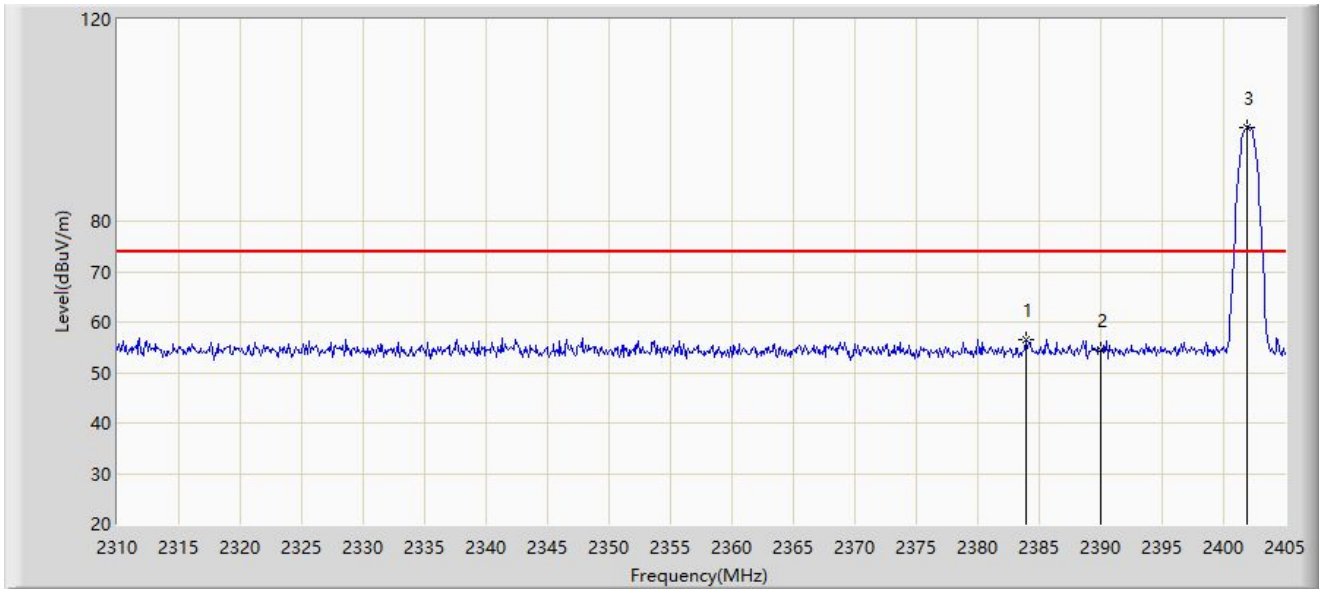
Note 4: Quasi-Peak measurement was not performed when peak measure level was lower than the quasi-peak limit.

Note 5: The amplitude of radiated emissions (frequency range from 9kHz to 30MHz and 18GHz to 25GHz) is that proximity to ambient noise, which also are attenuated more than 20 dB below the permissible value.

Therefore, the data is not presented in the report.

**A.10 Radiated Restricted Band Edge Test Result**

Site: WZ-AC1	Test Date: 2022-09-14
Limit: FCC_Part 15_15.209 RE(3m)	Engineer: Carl Jiang
Probe: BBHA9120D_1167_1-18GHz	Polarity: Horizontal
EUT: Barcode Reader	Power: AC 120V/60Hz
Test Mode: Transmit by DH5 at 2402MHz	



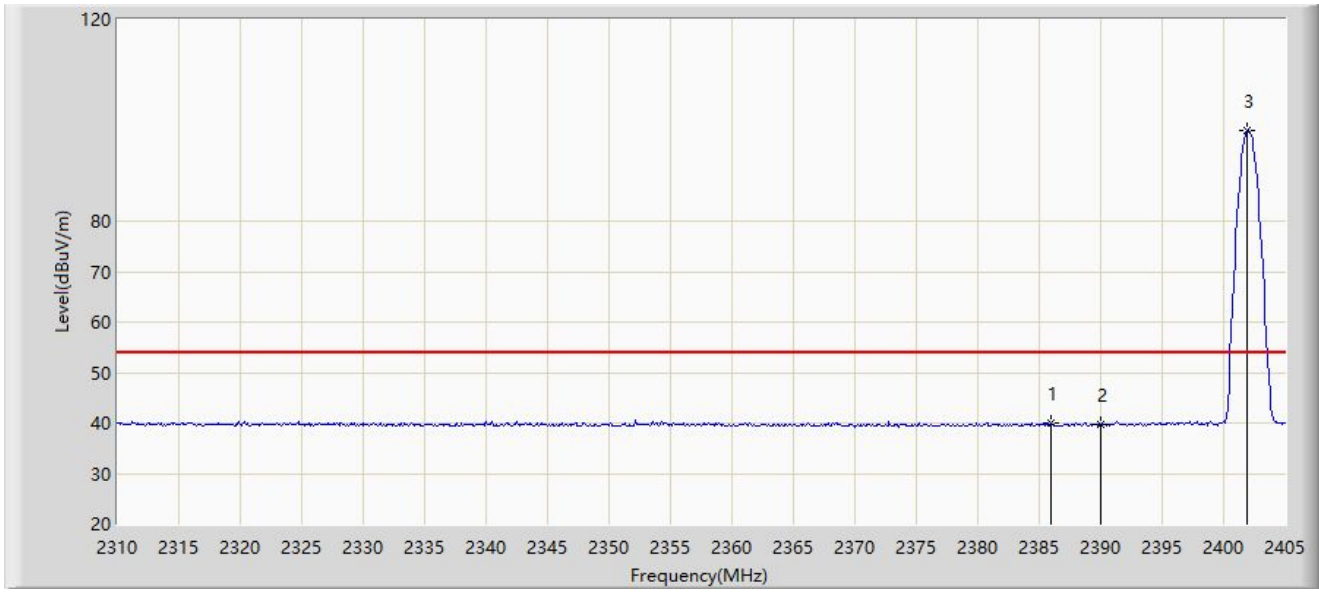
No	Mark	Frequency (MHz)	Measure Level (dBμV/m)	Reading Level (dBμV)	Margin (dB)	Limit (dBμV/m)	Factor (dB/m)	Type
1	*	2383.910	56.548	25.552	-17.452	74.000	30.995	PK
2		2390.000	54.428	23.436	-19.572	74.000	30.992	PK
3		2401.865	98.650	67.661	N/A	N/A	30.989	PK

Note 1: " \* ", means this data is the worst emission level.

Note 2: Measure Level (dBμV/m) = Reading Level (dBμV) + Factor (dB/m).

Note 3: Factor (dB/m) = Cable Loss (dB) + Antenna Factor (dB/m).

Site: WZ-AC1	Test Date: 2022-09-14
Limit: FCC_Part 15_15.209 RE(3m)	Engineer: Carl Jiang
Probe: BBHA9120D_1167_1-18GHz	Polarity: Horizontal
EUT: Barcode Reader	Power: AC 120V/60Hz
Test Mode: Transmit by DH5 at 2402MHz	



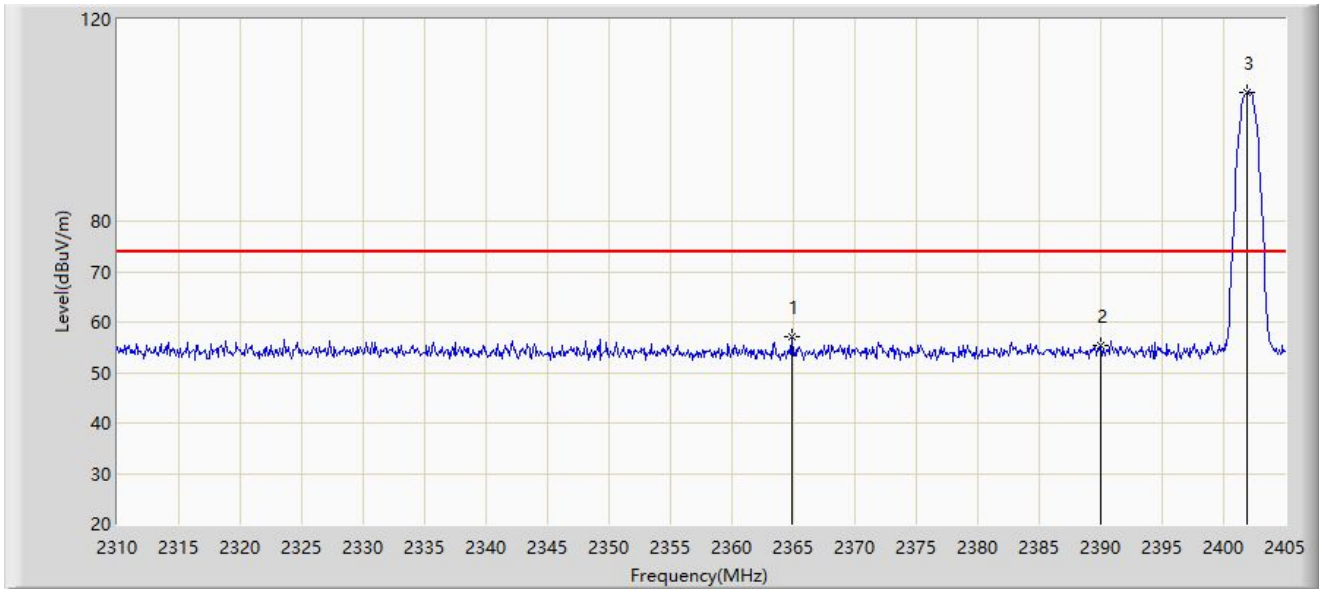
No	Mark	Frequency (MHz)	Measure Level (dB $\mu$ V/m)	Reading Level (dB $\mu$ V)	Margin (dB)	Limit (dB $\mu$ V/m)	Factor (dB/m)	Type
1	*	2386.000	40.028	9.034	-13.972	54.000	30.994	AV
2		2390.000	39.737	8.745	-14.263	54.000	30.992	AV
3		2401.960	97.904	66.915	N/A	N/A	30.989	AV

Note 1: " \* ", means this data is the worst emission level.

Note 2: Measure Level (dB $\mu$ V/m) = Reading Level (dB $\mu$ V) + Factor (dB/m).

Note 3: Factor (dB/m) = Cable Loss (dB) + Antenna Factor (dB/m).

Site: WZ-AC1	Test Date: 2022-09-14
Limit: FCC_Part 15_15.209 RE(3m)	Engineer: Carl Jiang
Probe: BBHA9120D_1167_1-18GHz	Polarity: Vertical
EUT: Barcode Reader	Power: AC 120V/60Hz
Test Mode: Transmit by DH5 at 2402MHz	



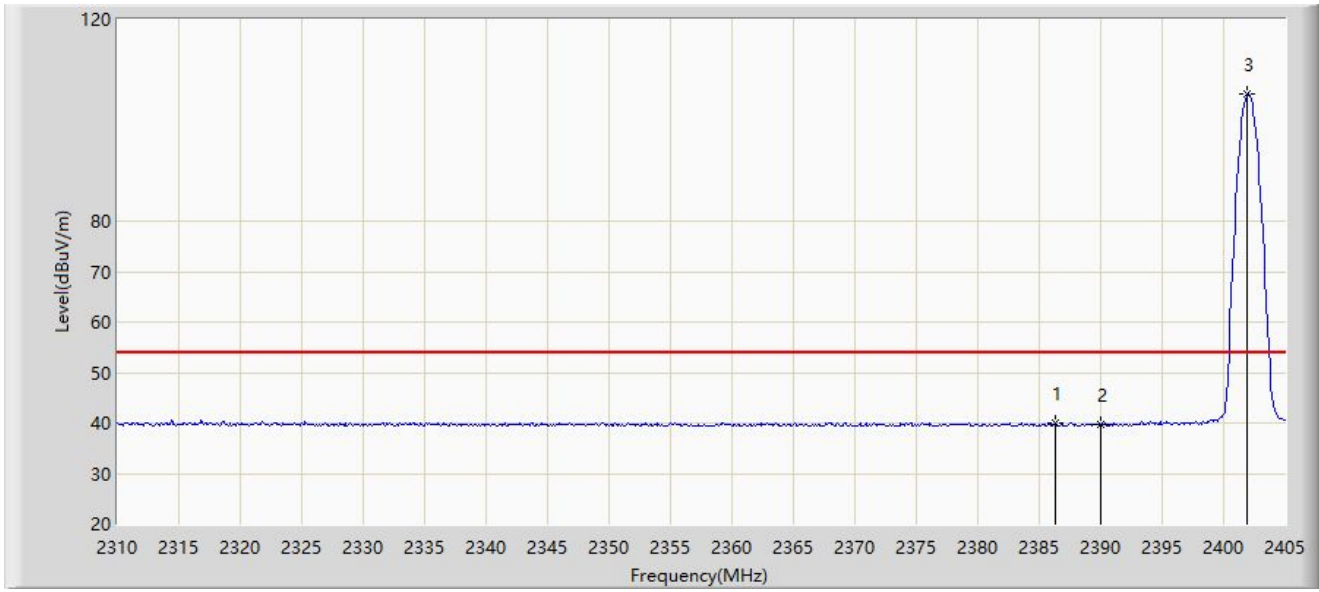
No	Mark	Frequency (MHz)	Measure Level (dB $\mu$ V/m)	Reading Level (dB $\mu$ V)	Margin (dB)	Limit (dB $\mu$ V/m)	Factor (dB/m)	Type
1	*	2364.910	56.992	25.908	-17.008	74.000	31.083	PK
2		2390.000	55.257	24.265	-18.743	74.000	30.992	PK
3		2401.960	105.606	74.617	N/A	N/A	30.989	PK

Note 1: " \* ", means this data is the worst emission level.

Note 2: Measure Level (dB $\mu$ V/m) = Reading Level (dB $\mu$ V) + Factor (dB/m).

Note 3: Factor (dB/m) = Cable Loss (dB) + Antenna Factor (dB/m).

Site: WZ-AC1	Test Date: 2022-09-14
Limit: FCC_Part 15_15.209 RE(3m)	Engineer: Carl Jiang
Probe: BBHA9120D_1167_1-18GHz	Polarity: Vertical
EUT: Barcode Reader	Power: AC 120V/60Hz
Test Mode: Transmit by DH5 at 2402MHz	



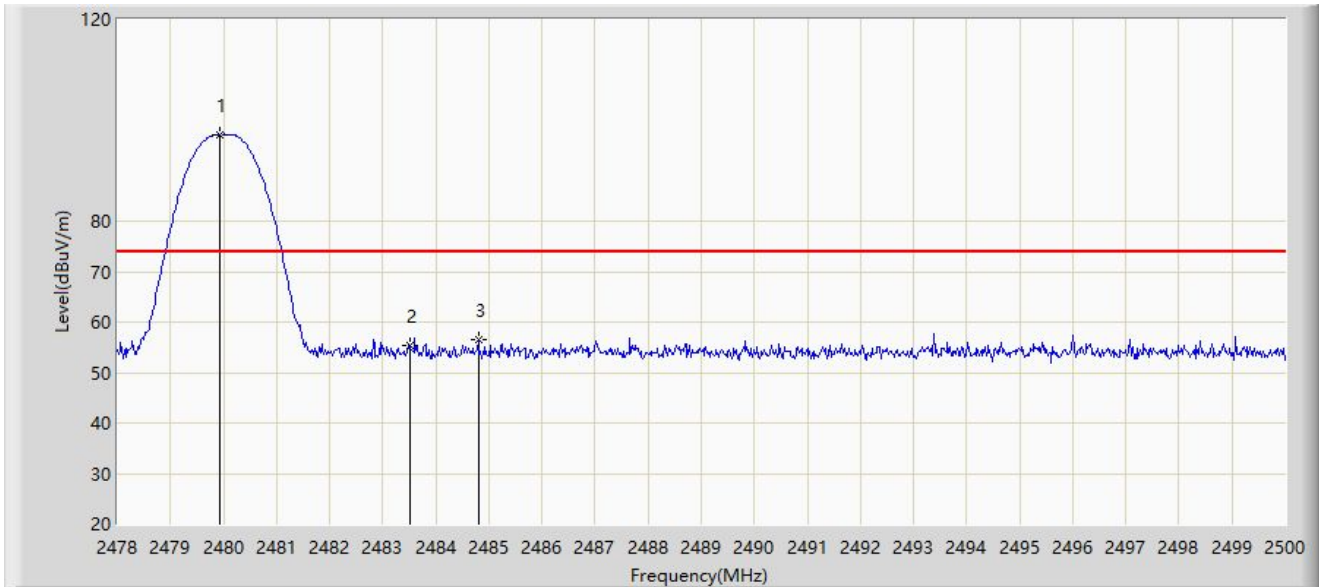
No	Mark	Frequency (MHz)	Measure Level (dB $\mu$ V/m)	Reading Level (dB $\mu$ V)	Margin (dB)	Limit (dB $\mu$ V/m)	Factor (dB/m)	Type
1	*	2386.285	39.909	8.915	-14.091	54.000	30.994	AV
2		2390.000	39.637	8.645	-14.363	54.000	30.992	AV
3		2401.960	105.105	74.116	N/A	N/A	30.989	AV

Note 1: " \* ", means this data is the worst emission level.

Note 2: Measure Level (dB $\mu$ V/m) = Reading Level (dB $\mu$ V) + Factor (dB/m).

Note 3: Factor (dB/m) = Cable Loss (dB) + Antenna Factor (dB/m).

Site: WZ-AC1	Test Date: 2022-09-14
Limit: FCC_Part 15_15.209 RE(3m)	Engineer: Carl Jiang
Probe: BBHA9120D_1167_1-18GHz	Polarity: Horizontal
EUT: Barcode Reader	Power: AC 120V/60Hz
Test Mode: Transmit by DH5 at 2480MHz	



No	Mark	Frequency (MHz)	Measure Level (dB $\mu$ V/m)	Reading Level (dB $\mu$ V)	Margin (dB)	Limit (dB $\mu$ V/m)	Factor (dB/m)	Type
1		2479.936	97.212	66.315	N/A	N/A	30.897	PK
2		2483.500	55.322	24.431	-18.678	74.000	30.892	PK
3	*	2484.798	56.474	25.585	-17.526	74.000	30.890	PK

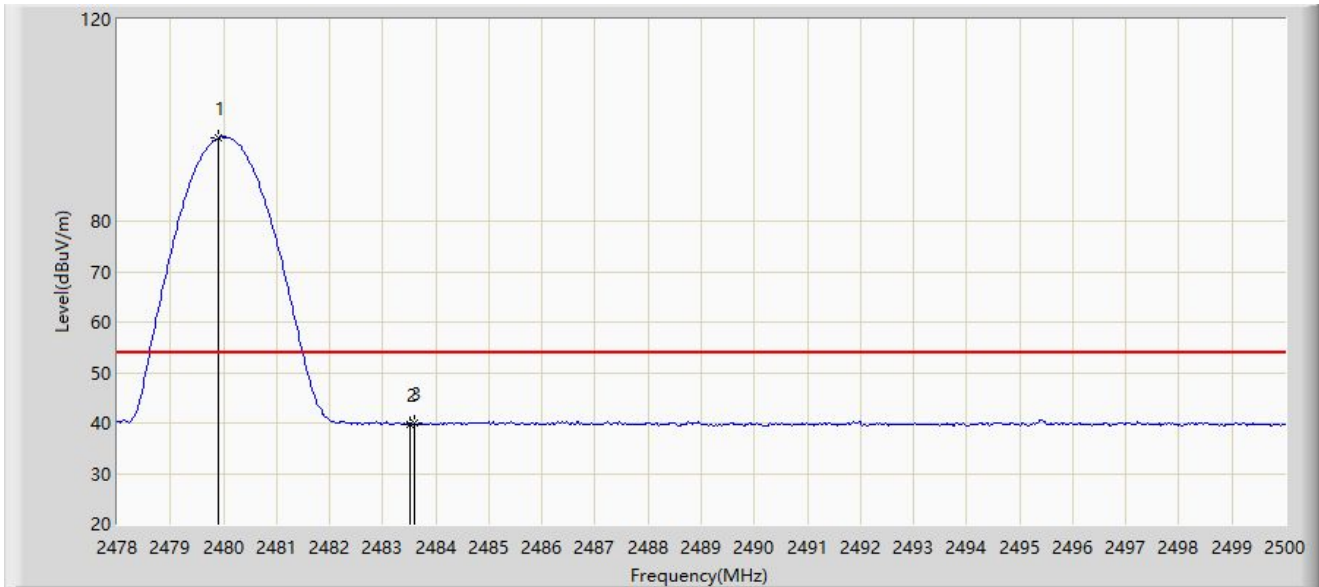
Note 1: " \* ", means this data is the worst emission level.

Note 2: Measure Level (dB $\mu$ V/m) = Reading Level (dB $\mu$ V) + Factor (dB/m).

Note 3: Factor (dB/m) = Cable Loss (dB) + Antenna Factor (dB/m).



Site: WZ-AC1	Test Date: 2022-09-14
Limit: FCC_Part 15_15.209 RE(3m)	Engineer: Carl Jiang
Probe: BBHA9120D_1167_1-18GHz	Polarity: Horizontal
EUT: Barcode Reader	Power: AC 120V/60Hz
Test Mode: Transmit by DH5 at 2480MHz	



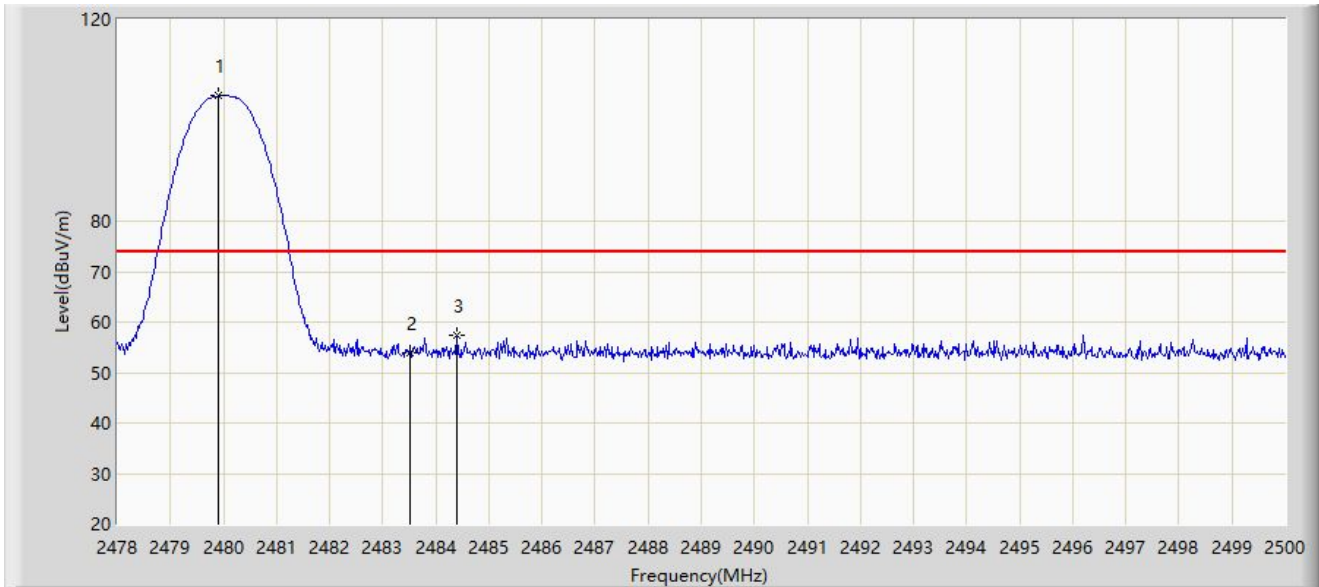
No	Mark	Frequency (MHz)	Measure Level (dB $\mu$ V/m)	Reading Level (dB $\mu$ V)	Margin (dB)	Limit (dB $\mu$ V/m)	Factor (dB/m)	Type
1		2479.914	96.560	65.663	N/A	N/A	30.897	AV
2		2483.500	39.659	8.768	-14.341	54.000	30.892	AV
3	*	2483.610	39.933	9.042	-14.067	54.000	30.892	AV

Note 1: " \* ", means this data is the worst emission level.

Note 2: Measure Level (dB $\mu$ V/m) = Reading Level (dB $\mu$ V) + Factor (dB/m).

Note 3: Factor (dB/m) = Cable Loss (dB) + Antenna Factor (dB/m).

Site: WZ-AC1	Test Date: 2022-09-14
Limit: FCC_Part 15_15.209 RE(3m)	Engineer: Carl Jiang
Probe: BBHA9120D_1167_1-18GHz	Polarity: Vertical
EUT: Barcode Reader	Power: AC 120V/60Hz
Test Mode: Transmit by DH5 at 2480MHz	



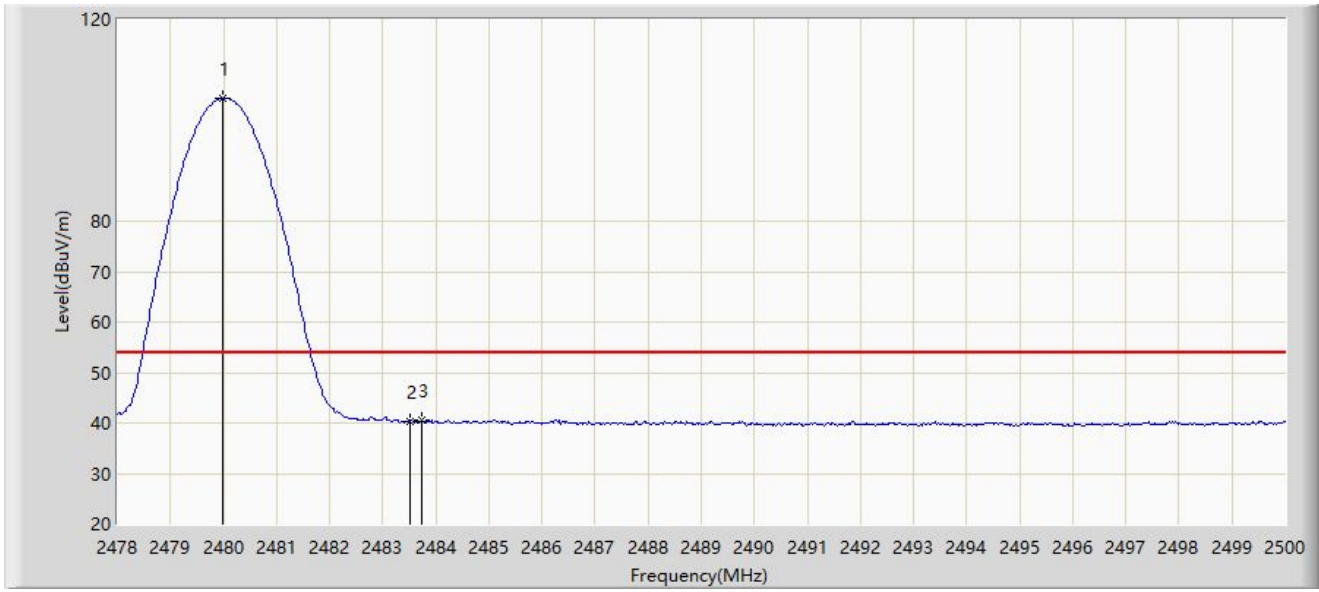
No	Mark	Frequency (MHz)	Measure Level (dB $\mu$ V/m)	Reading Level (dB $\mu$ V)	Margin (dB)	Limit (dB $\mu$ V/m)	Factor (dB/m)	Type
1		2479.892	104.811	73.914	N/A	N/A	30.897	PK
2		2483.500	53.830	22.939	-20.170	74.000	30.892	PK
3	*	2484.402	57.297	26.407	-16.703	74.000	30.890	PK

Note 1: " \* ", means this data is the worst emission level.

Note 2: Measure Level (dB $\mu$ V/m) = Reading Level (dB $\mu$ V) + Factor (dB/m).

Note 3: Factor (dB/m) = Cable Loss (dB) + Antenna Factor (dB/m).

Site: WZ-AC1	Test Date: 2022-09-14
Limit: FCC_Part 15_15.209 RE(3m)	Engineer: Carl Jiang
Probe: BBHA9120D_1167_1-18GHz	Polarity: Vertical
EUT: Barcode Reader	Power: AC 120V/60Hz
Test Mode: Transmit by DH5 at 2480MHz	



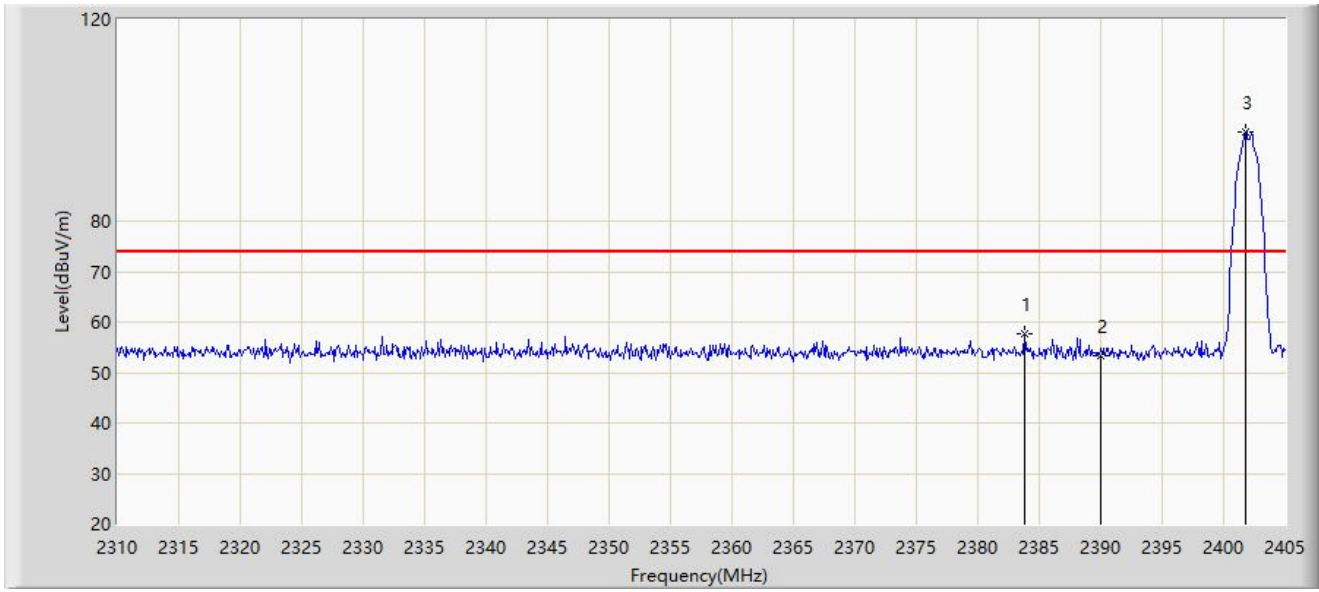
No	Mark	Frequency (MHz)	Measure Level (dB $\mu$ V/m)	Reading Level (dB $\mu$ V)	Margin (dB)	Limit (dB $\mu$ V/m)	Factor (dB/m)	Type
1		2479.980	104.358	73.461	N/A	N/A	30.897	AV
2		2483.500	40.332	9.441	-13.668	54.000	30.892	AV
3	*	2483.742	40.504	9.613	-13.496	54.000	30.891	AV

Note 1: " \* ", means this data is the worst emission level.

Note 2: Measure Level (dB $\mu$ V/m) = Reading Level (dB $\mu$ V) + Factor (dB/m).

Note 3: Factor (dB/m) = Cable Loss (dB) + Antenna Factor (dB/m).

Site: WZ-AC1	Test Date: 2022-09-14
Limit: FCC_Part 15_15.209 RE(3m)	Engineer: Carl Jiang
Probe: BBHA9120D_1167_1-18GHz	Polarity: Horizontal
EUT: Barcode Reader	Power: AC 120V/60Hz
Test Mode: Transmit by 2DH5 at 2402MHz	



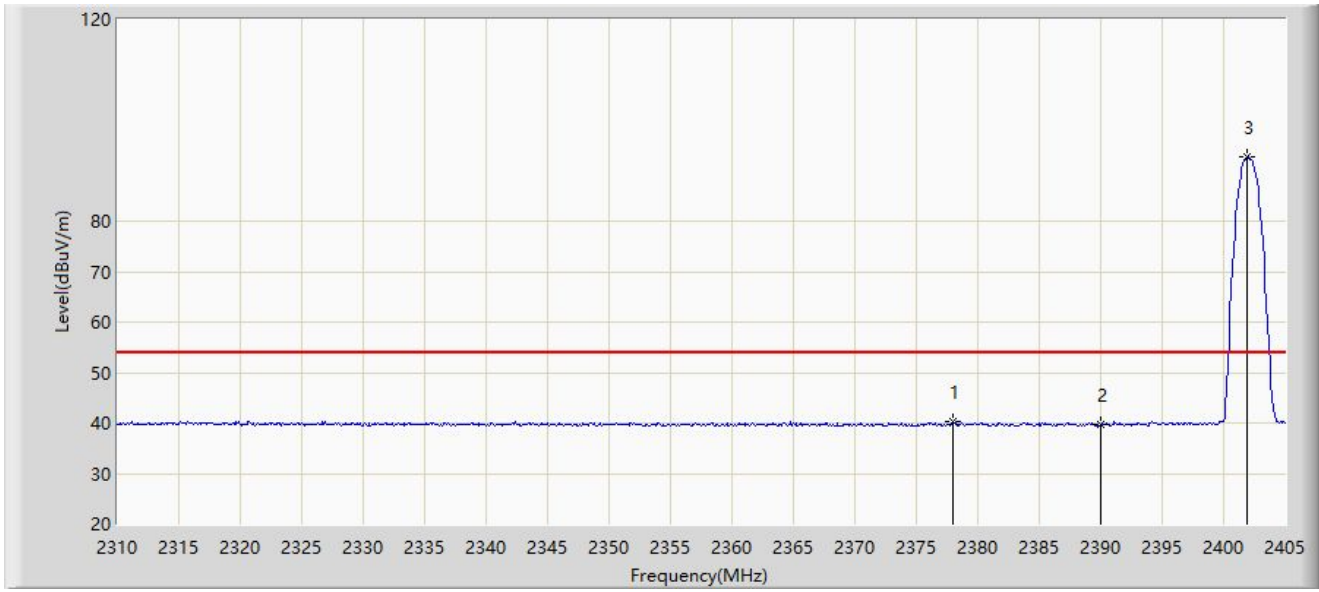
No	Mark	Frequency (MHz)	Measure Level (dBμV/m)	Reading Level (dBμV)	Margin (dB)	Limit (dBμV/m)	Factor (dB/m)	Type
1	*	2383.815	57.756	26.760	-16.244	74.000	30.996	PK
2		2390.000	53.260	22.268	-20.740	74.000	30.992	PK
3		2401.770	97.582	66.593	N/A	N/A	30.989	PK

Note 1: " \* ", means this data is the worst emission level.

Note 2: Measure Level (dBμV/m) = Reading Level (dBμV) + Factor (dB/m).

Note 3: Factor (dB/m) = Cable Loss (dB) + Antenna Factor (dB/m).

Site: WZ-AC1	Test Date: 2022-09-14
Limit: FCC_Part 15_15.209 RE(3m)	Engineer: Carl Jiang
Probe: BBHA9120D_1167_1-18GHz	Polarity: Horizontal
EUT: Barcode Reader	Power: AC 120V/60Hz
Test Mode: Transmit by 2DH5 at 2402MHz	



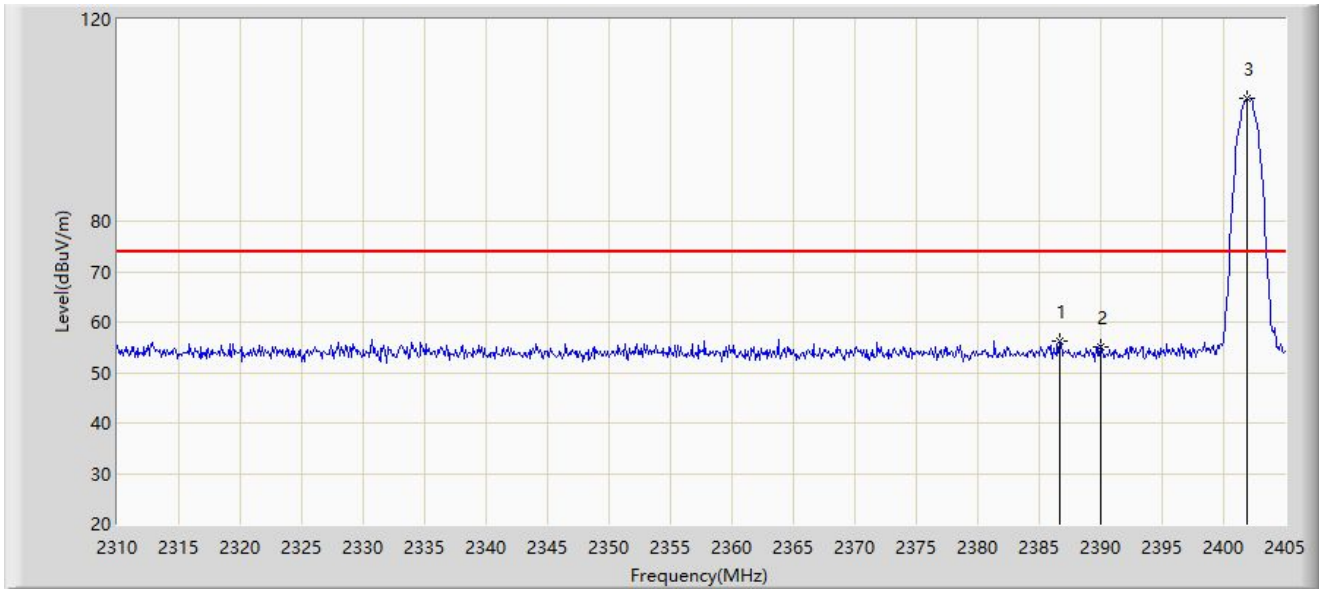
No	Mark	Frequency (MHz)	Measure Level (dB $\mu$ V/m)	Reading Level (dB $\mu$ V)	Margin (dB)	Limit (dB $\mu$ V/m)	Factor (dB/m)	Type
1	*	2377.925	40.298	9.277	-13.702	54.000	31.021	AV
2		2390.000	39.591	8.599	-14.409	54.000	30.992	AV
3		2401.960	92.859	61.870	N/A	N/A	30.989	AV

Note 1: " \* ", means this data is the worst emission level.

Note 2: Measure Level (dB $\mu$ V/m) = Reading Level (dB $\mu$ V) + Factor (dB/m).

Note 3: Factor (dB/m) = Cable Loss (dB) + Antenna Factor (dB/m).

Site: WZ-AC1	Test Date: 2022-09-14
Limit: FCC_Part 15_15.209 RE(3m)	Engineer: Carl Jiang
Probe: BBHA9120D_1167_1-18GHz	Polarity: Vertical
EUT: Barcode Reader	Power: AC 120V/60Hz
Test Mode: Transmit by 2DH5 at 2402MHz	



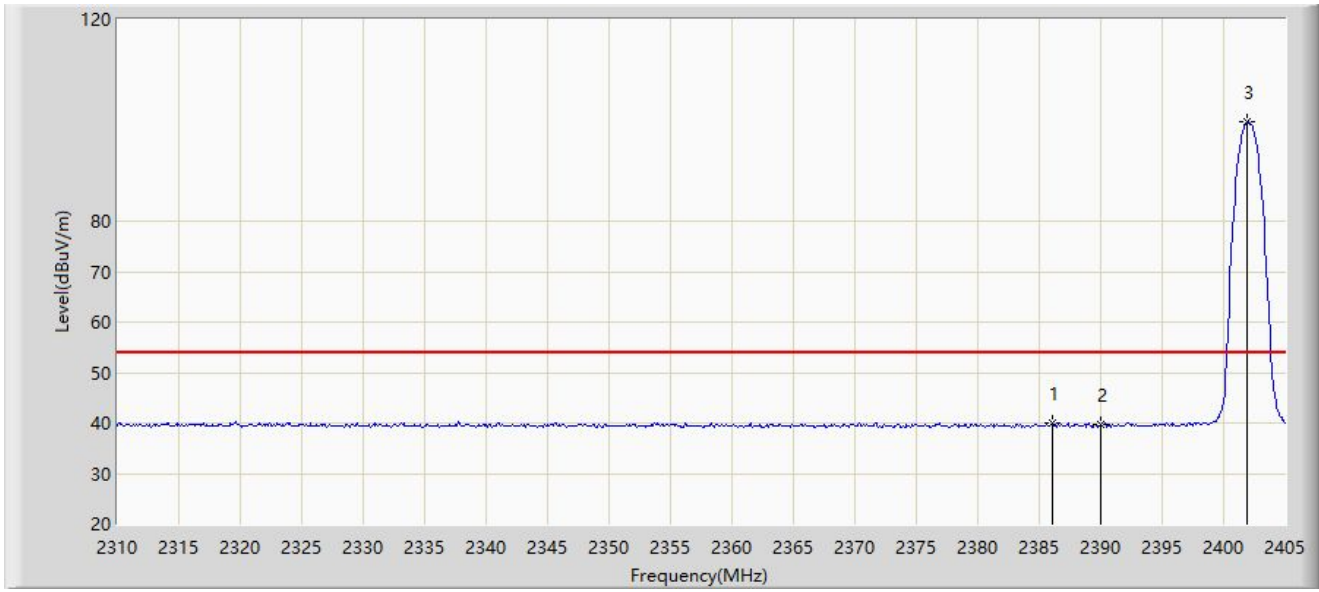
No	Mark	Frequency (MHz)	Measure Level (dB $\mu$ V/m)	Reading Level (dB $\mu$ V)	Margin (dB)	Limit (dB $\mu$ V/m)	Factor (dB/m)	Type
1	*	2386.665	56.124	25.130	-17.876	74.000	30.994	PK
2		2390.000	55.172	24.180	-18.828	74.000	30.992	PK
3		2401.865	104.385	73.396	N/A	N/A	30.989	PK

Note 1: " \* ", means this data is the worst emission level.

Note 2: Measure Level (dB $\mu$ V/m) = Reading Level (dB $\mu$ V) + Factor (dB/m).

Note 3: Factor (dB/m) = Cable Loss (dB) + Antenna Factor (dB/m).

Site: WZ-AC1	Test Date: 2022-09-14
Limit: FCC_Part 15_15.209 RE(3m)	Engineer: Carl Jiang
Probe: BBHA9120D_1167_1-18GHz	Polarity: Vertical
EUT: Barcode Reader	Power: AC 120V/60Hz
Test Mode: Transmit by 2DH5 at 2402MHz	



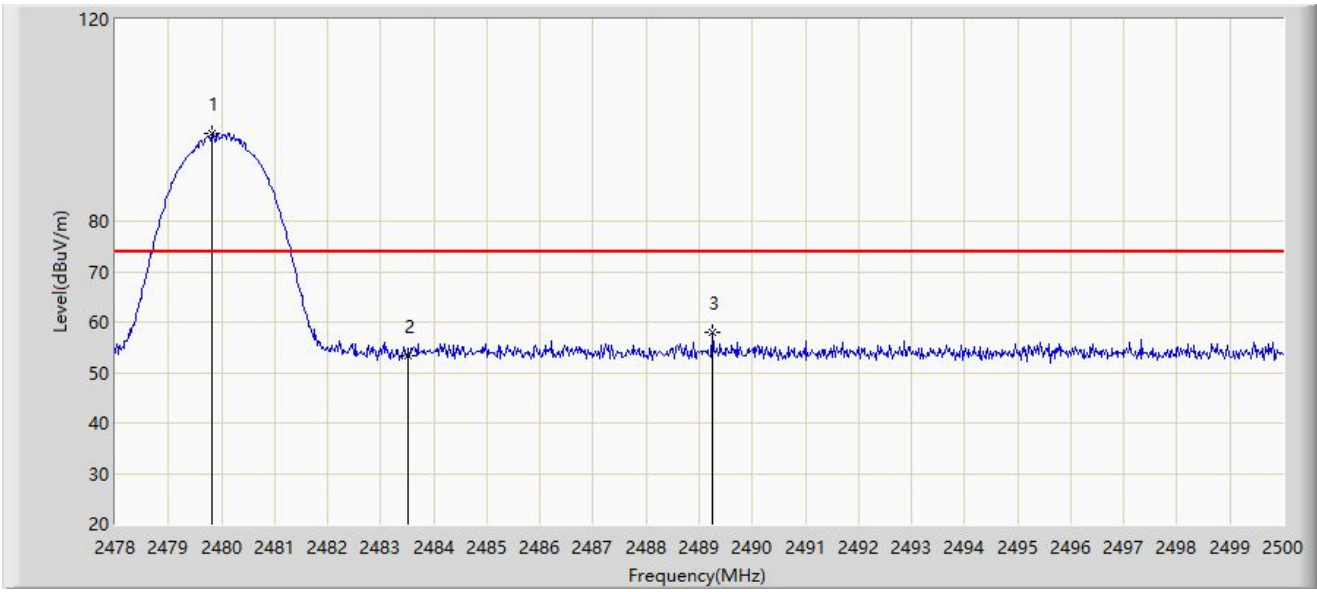
No	Mark	Frequency (MHz)	Measure Level (dB $\mu$ V/m)	Reading Level (dB $\mu$ V)	Margin (dB)	Limit (dB $\mu$ V/m)	Factor (dB/m)	Type
1	*	2386.095	39.928	8.934	-14.072	54.000	30.994	AV
2		2390.000	39.665	8.673	-14.335	54.000	30.992	AV
3		2401.960	99.689	68.700	N/A	N/A	30.989	AV

Note 1: " \* ", means this data is the worst emission level.

Note 2: Measure Level (dB $\mu$ V/m) = Reading Level (dB $\mu$ V) + Factor (dB/m).

Note 3: Factor (dB/m) = Cable Loss (dB) + Antenna Factor (dB/m).

Site: WZ-AC1	Test Date: 2022-09-14
Limit: FCC_Part 15_15.209 RE(3m)	Engineer: Carl Jiang
Probe: BBHA9120D_1167_1-18GHz	Polarity: Horizontal
EUT: Barcode Reader	Power: AC 120V/60Hz
Test Mode: Transmit by 2DH5 at 2480MHz	



No	Mark	Frequency (MHz)	Measure Level (dB $\mu$ V/m)	Reading Level (dB $\mu$ V)	Margin (dB)	Limit (dB $\mu$ V/m)	Factor (dB/m)	Type
1		2479.826	97.304	66.407	N/A	N/A	30.897	PK
2		2483.500	53.293	22.402	-20.707	74.000	30.892	PK
3	*	2489.242	58.013	27.131	-15.987	74.000	30.882	PK

Note 1: " \* ", means this data is the worst emission level.

Note 2: Measure Level (dB $\mu$ V/m) = Reading Level (dB $\mu$ V) + Factor (dB/m).

Note 3: Factor (dB/m) = Cable Loss (dB) + Antenna Factor (dB/m).



Site: WZ-AC1	Test Date: 2022-09-14
Limit: FCC_Part 15_15.209 RE(3m)	Engineer: Carl Jiang
Probe: BBHA9120D_1167_1-18GHz	Polarity: Horizontal
EUT: Barcode Reader	Power: AC 120V/60Hz
Test Mode: Transmit by 2DH5 at 2480MHz	



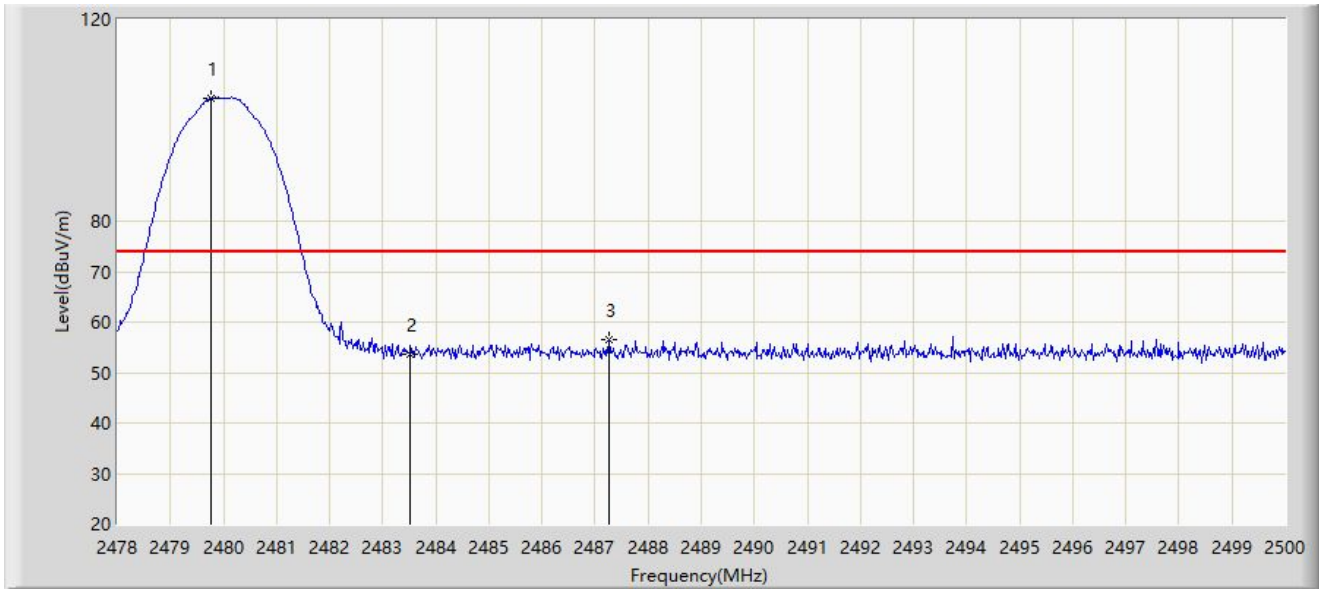
No	Mark	Frequency (MHz)	Measure Level (dB $\mu$ V/m)	Reading Level (dB $\mu$ V)	Margin (dB)	Limit (dB $\mu$ V/m)	Factor (dB/m)	Type
1		2479.958	92.551	61.654	N/A	N/A	30.897	AV
2		2483.500	39.675	8.784	-14.325	54.000	30.892	AV
3	*	2483.588	40.050	9.159	-13.950	54.000	30.892	AV

Note 1: " \* ", means this data is the worst emission level.

Note 2: Measure Level (dB $\mu$ V/m) = Reading Level (dB $\mu$ V) + Factor (dB/m).

Note 3: Factor (dB/m) = Cable Loss (dB) + Antenna Factor (dB/m).

Site: WZ-AC1	Test Date: 2022-09-14
Limit: FCC_Part 15_15.209 RE(3m)	Engineer: Carl Jiang
Probe: BBHA9120D_1167_1-18GHz	Polarity: Vertical
EUT: Barcode Reader	Power: AC 120V/60Hz
Test Mode: Transmit by 2DH5 at 2480MHz	



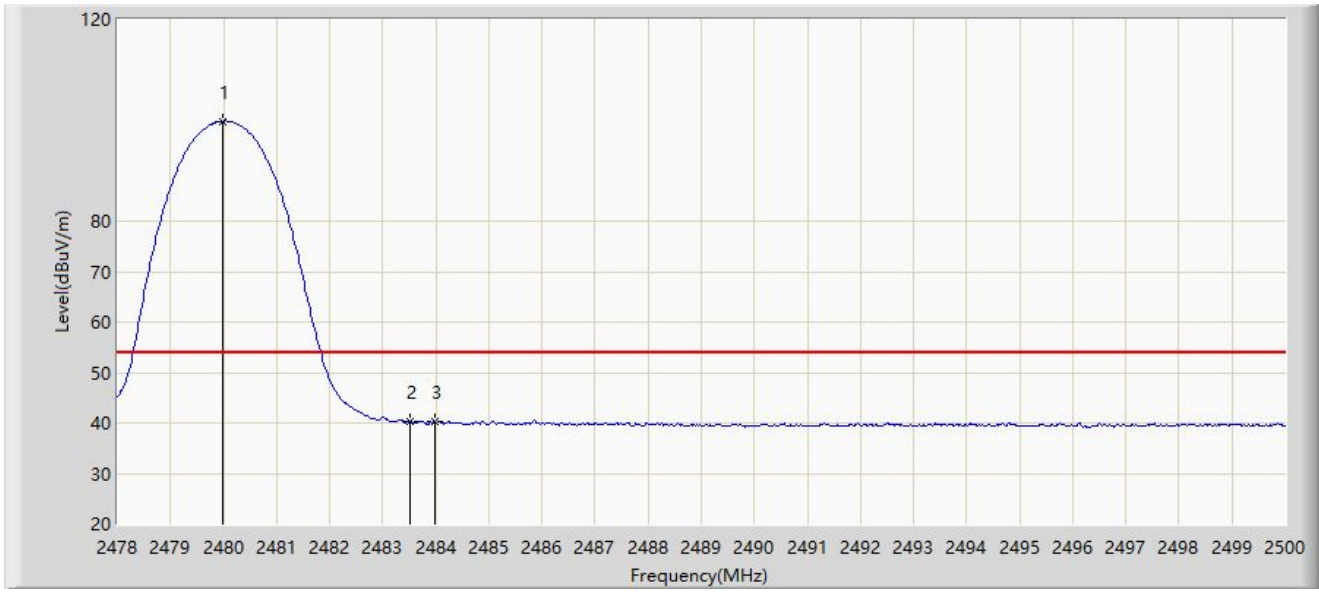
No	Mark	Frequency (MHz)	Measure Level (dB $\mu$ V/m)	Reading Level (dB $\mu$ V)	Margin (dB)	Limit (dB $\mu$ V/m)	Factor (dB/m)	Type
1		2479.760	104.319	73.421	N/A	N/A	30.897	PK
2		2483.500	53.498	22.607	-20.502	74.000	30.892	PK
3	*	2487.262	56.497	25.612	-17.503	74.000	30.885	PK

Note 1: " \* ", means this data is the worst emission level.

Note 2: Measure Level (dB $\mu$ V/m) = Reading Level (dB $\mu$ V) + Factor (dB/m).

Note 3: Factor (dB/m) = Cable Loss (dB) + Antenna Factor (dB/m).

Site: WZ-AC1	Test Date: 2022-09-14
Limit: FCC_Part 15_15.209 RE(3m)	Engineer: Carl Jiang
Probe: BBHA9120D_1167_1-18GHz	Polarity: Vertical
EUT: Barcode Reader	Power: AC 120V/60Hz
Test Mode: Transmit by 2DH5 at 2480MHz	



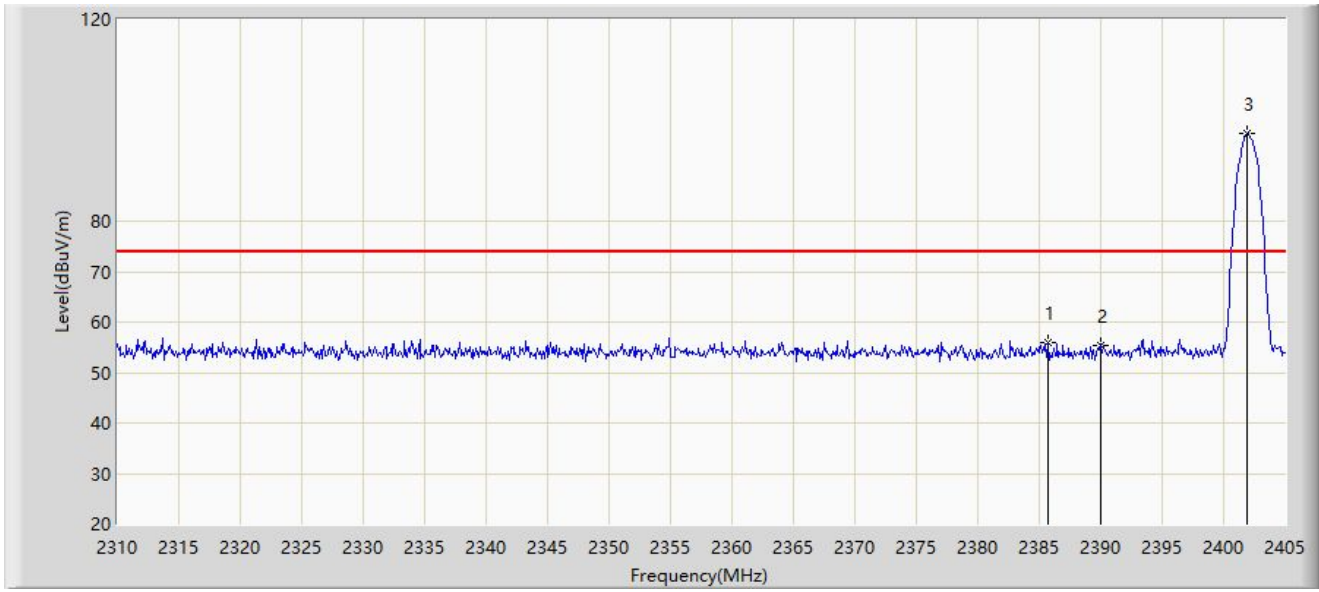
No	Mark	Frequency (MHz)	Measure Level (dB $\mu$ V/m)	Reading Level (dB $\mu$ V)	Margin (dB)	Limit (dB $\mu$ V/m)	Factor (dB/m)	Type
1		2479.980	99.855	68.958	N/A	N/A	30.897	AV
2		2483.500	40.176	9.285	-13.824	54.000	30.892	AV
3	*	2483.984	40.433	9.542	-13.567	54.000	30.891	AV

Note 1: " \* ", means this data is the worst emission level.

Note 2: Measure Level (dB $\mu$ V/m) = Reading Level (dB $\mu$ V) + Factor (dB/m).

Note 3: Factor (dB/m) = Cable Loss (dB) + Antenna Factor (dB/m).

Site: WZ-AC1	Test Date: 2022-09-14
Limit: FCC_Part 15_15.209 RE(3m)	Engineer: Carl Jiang
Probe: BBHA9120D_1167_1-18GHz	Polarity: Horizontal
EUT: Barcode Reader	Power: AC 120V/60Hz
Test Mode: Transmit by 3DH5 at 2402MHz	



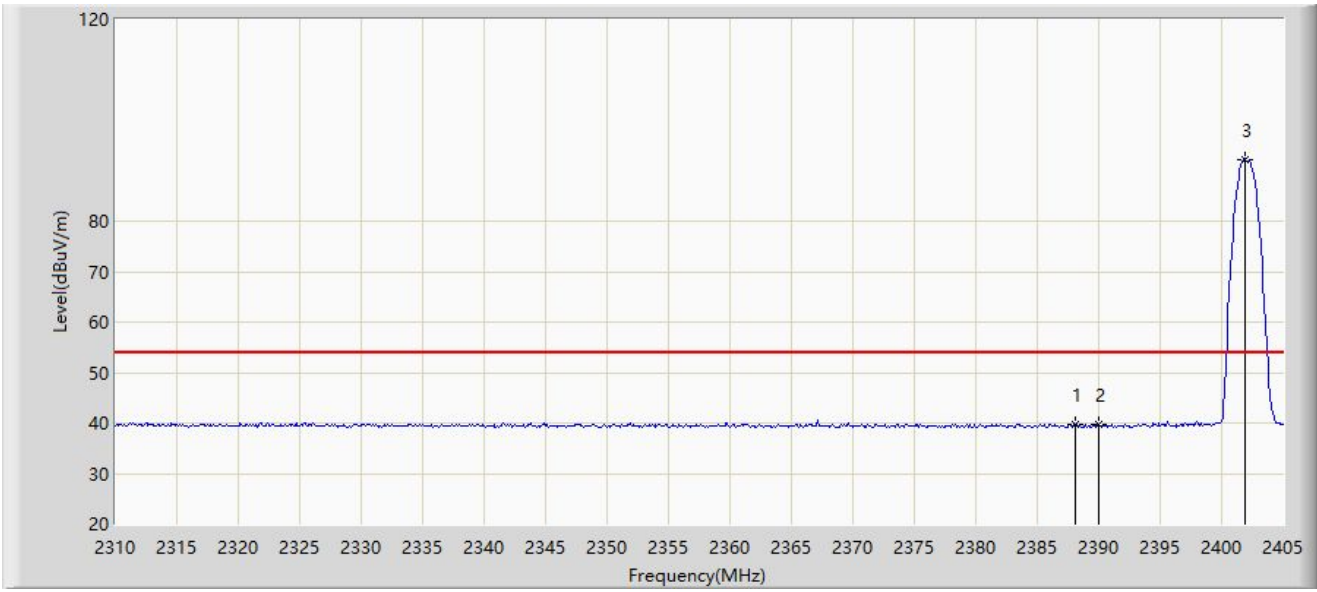
No	Mark	Frequency (MHz)	Measure Level (dB $\mu$ V/m)	Reading Level (dB $\mu$ V)	Margin (dB)	Limit (dB $\mu$ V/m)	Factor (dB/m)	Type
1	*	2385.715	56.081	25.087	-17.919	74.000	30.994	PK
2		2390.000	55.470	24.478	-18.530	74.000	30.992	PK
3		2401.865	97.334	66.345	N/A	N/A	30.989	PK

Note 1: " \* ", means this data is the worst emission level.

Note 2: Measure Level (dB $\mu$ V/m) = Reading Level (dB $\mu$ V) + Factor (dB/m).

Note 3: Factor (dB/m) = Cable Loss (dB) + Antenna Factor (dB/m).

Site: WZ-AC1	Test Date: 2022-09-14
Limit: FCC_Part 15_15.209 RE(3m)	Engineer: Carl Jiang
Probe: BBHA9120D_1167_1-18GHz	Polarity: Horizontal
EUT: Barcode Reader	Power: AC 120V/60Hz
Test Mode: Transmit by 3DH5 at 2402MHz	



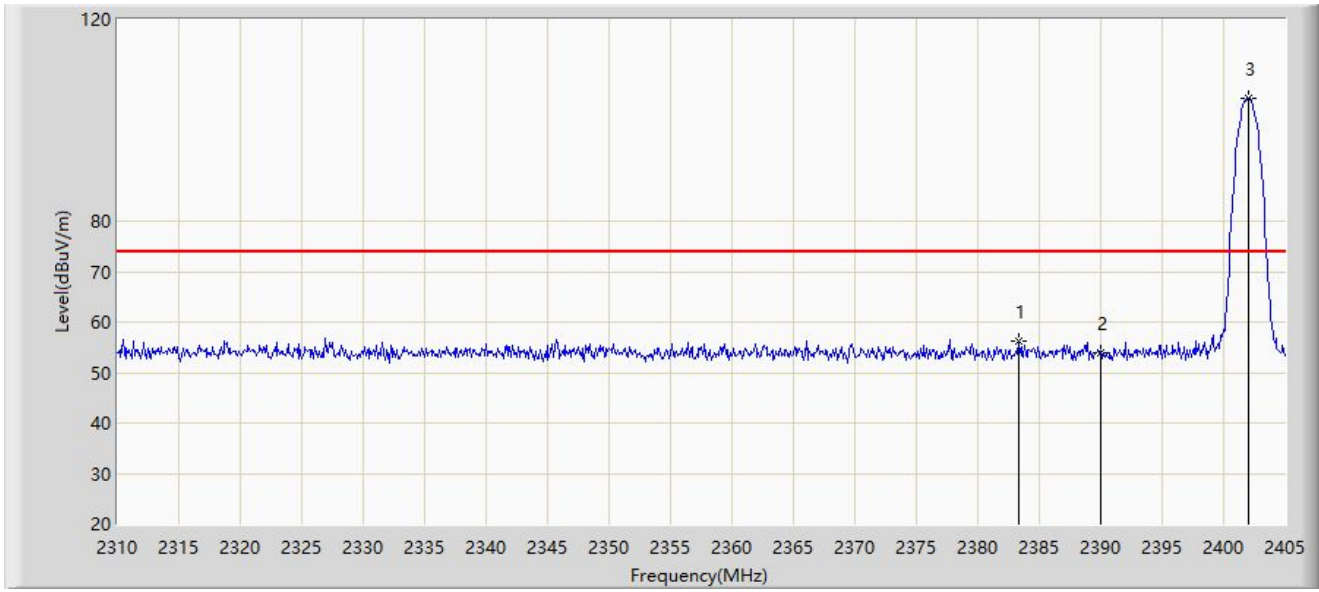
No	Mark	Frequency (MHz)	Measure Level (dB $\mu$ V/m)	Reading Level (dB $\mu$ V)	Margin (dB)	Limit (dB $\mu$ V/m)	Factor (dB/m)	Type
1	*	2388.090	39.846	8.853	-14.154	54.000	30.993	AV
2		2390.000	39.739	8.747	-14.261	54.000	30.992	AV
3		2401.865	92.293	61.304	N/A	N/A	30.989	AV

Note 1: " \* ", means this data is the worst emission level.

Note 2: Measure Level (dB $\mu$ V/m) = Reading Level (dB $\mu$ V) + Factor (dB/m).

Note 3: Factor (dB/m) = Cable Loss (dB) + Antenna Factor (dB/m).

Site: WZ-AC1	Test Date: 2022-09-14
Limit: FCC_Part 15_15.209 RE(3m)	Engineer: Carl Jiang
Probe: BBHA9120D_1167_1-18GHz	Polarity: Vertical
EUT: Barcode Reader	Power: AC 120V/60Hz
Test Mode: Transmit by 3DH5 at 2402MHz	



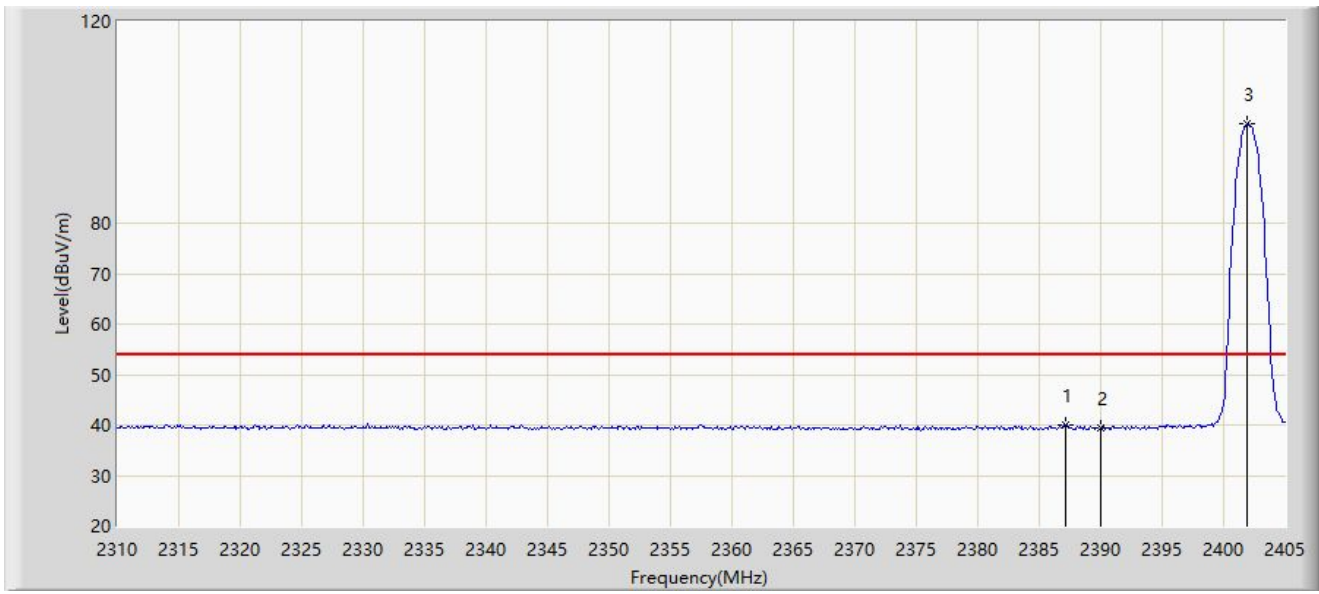
No	Mark	Frequency (MHz)	Measure Level (dB $\mu$ V/m)	Reading Level (dB $\mu$ V)	Margin (dB)	Limit (dB $\mu$ V/m)	Factor (dB/m)	Type
1	*	2383.340	56.181	25.183	-17.819	74.000	30.998	PK
2		2390.000	53.936	22.944	-20.064	74.000	30.992	PK
3		2402.055	104.360	73.371	N/A	N/A	30.989	PK

Note 1: " \* ", means this data is the worst emission level.

Note 2: Measure Level (dB $\mu$ V/m) = Reading Level (dB $\mu$ V) + Factor (dB/m).

Note 3: Factor (dB/m) = Cable Loss (dB) + Antenna Factor (dB/m).

Site: WZ-AC1	Test Date: 2022-09-14
Limit: FCC_Part 15_15.209 RE(3m)	Engineer: Carl Jiang
Probe: BBHA9120D_1167_1-18GHz	Polarity: Vertical
EUT: Barcode Reader	Power: AC 120V/60Hz
Test Mode: Transmit by 3DH5 at 2402MHz	



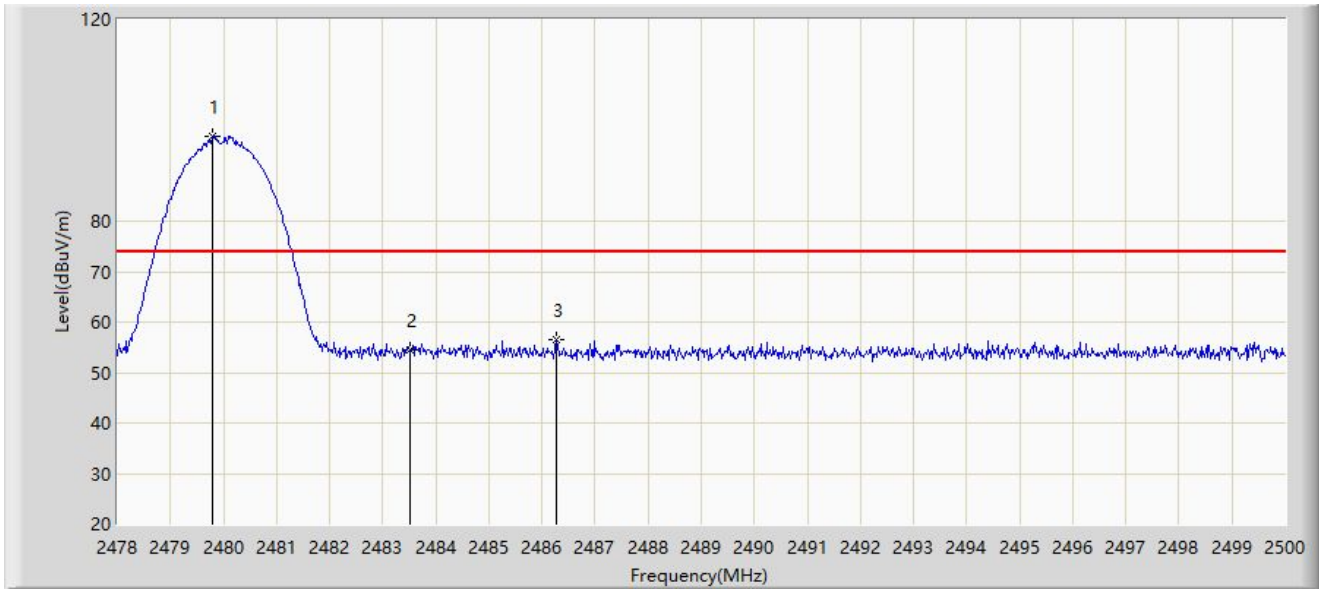
No	Mark	Frequency (MHz)	Measure Level (dBμV/m)	Reading Level (dBμV)	Margin (dB)	Limit (dBμV/m)	Factor (dB/m)	Type
1	*	2387.140	40.051	9.058	-13.949	54.000	30.994	AV
2		2390.000	39.417	8.425	-14.583	54.000	30.992	AV
3		2401.960	99.706	68.717	N/A	N/A	30.989	AV

Note 1: " \* ", means this data is the worst emission level.

Note 2: Measure Level (dBμV/m) = Reading Level (dBμV) + Factor (dB/m).

Note 3: Factor (dB/m) = Cable Loss (dB) + Antenna Factor (dB/m).

Site: WZ-AC1	Test Date: 2022-09-14
Limit: FCC_Part 15_15.209 RE(3m)	Engineer: Carl Jiang
Probe: BBHA9120D_1167_1-18GHz	Polarity: Horizontal
EUT: Barcode Reader	Power: AC 120V/60Hz
Test Mode: Transmit by 3DH5 at 2480MHz	



No	Mark	Frequency (MHz)	Measure Level (dBμV/m)	Reading Level (dBμV)	Margin (dB)	Limit (dBμV/m)	Factor (dB/m)	Type
1		2479.782	96.710	65.812	N/A	N/A	30.897	PK
2		2483.500	54.438	23.547	-19.562	74.000	30.892	PK
3	*	2486.272	56.616	25.729	-17.384	74.000	30.887	PK

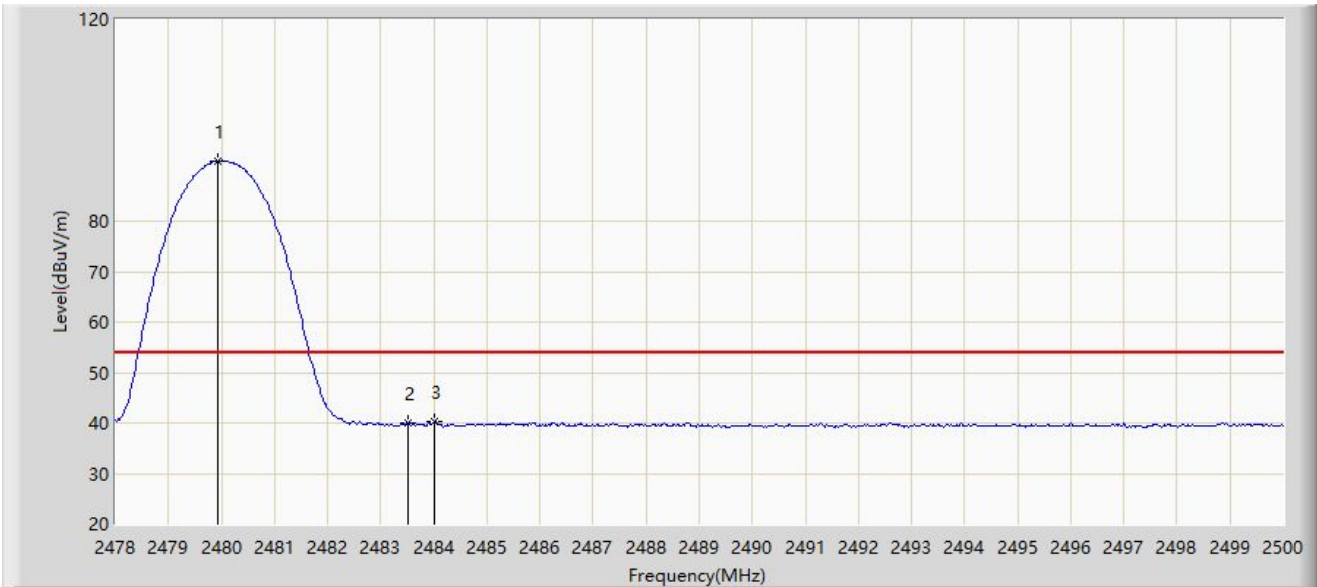
Note 1: " \* ", means this data is the worst emission level.

Note 2: Measure Level (dBμV/m) = Reading Level (dBμV) + Factor (dB/m).

Note 3: Factor (dB/m) = Cable Loss (dB) + Antenna Factor (dB/m).



Site: WZ-AC1	Test Date: 2022-09-14
Limit: FCC_Part 15_15.209 RE(3m)	Engineer: Carl Jiang
Probe: BBHA9120D_1167_1-18GHz	Polarity: Horizontal
EUT: Barcode Reader	Power: AC 120V/60Hz
Test Mode: Transmit by 3DH5 at 2480MHz	



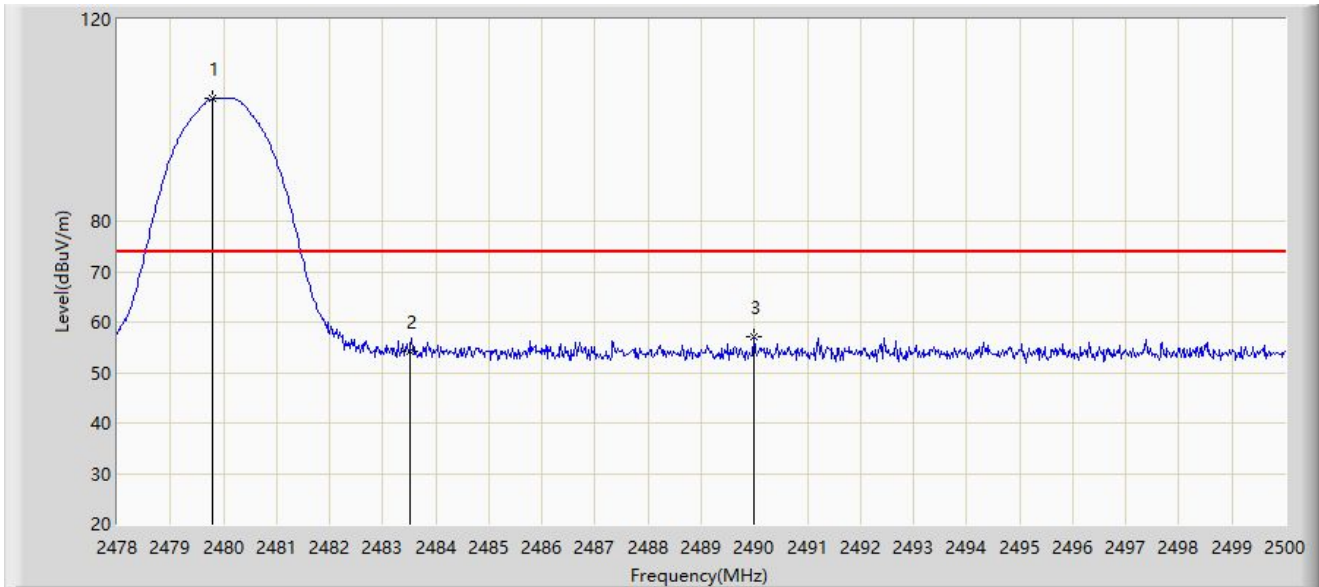
No	Mark	Frequency (MHz)	Measure Level (dB $\mu$ V/m)	Reading Level (dB $\mu$ V)	Margin (dB)	Limit (dB $\mu$ V/m)	Factor (dB/m)	Type
1		2479.936	91.926	61.029	N/A	N/A	30.897	AV
2		2483.500	40.046	9.155	-13.954	54.000	30.892	AV
3	*	2484.006	40.178	9.287	-13.822	54.000	30.891	AV

Note 1: " \* ", means this data is the worst emission level.

Note 2: Measure Level (dB $\mu$ V/m) = Reading Level (dB $\mu$ V) + Factor (dB/m).

Note 3: Factor (dB/m) = Cable Loss (dB) + Antenna Factor (dB/m).

Site: WZ-AC1	Test Date: 2022-09-14
Limit: FCC_Part 15_15.209 RE(3m)	Engineer: Carl Jiang
Probe: BBHA9120D_1167_1-18GHz	Polarity: Vertical
EUT: Barcode Reader	Power: AC 120V/60Hz
Test Mode: Transmit by 3DH5 at 2480MHz	



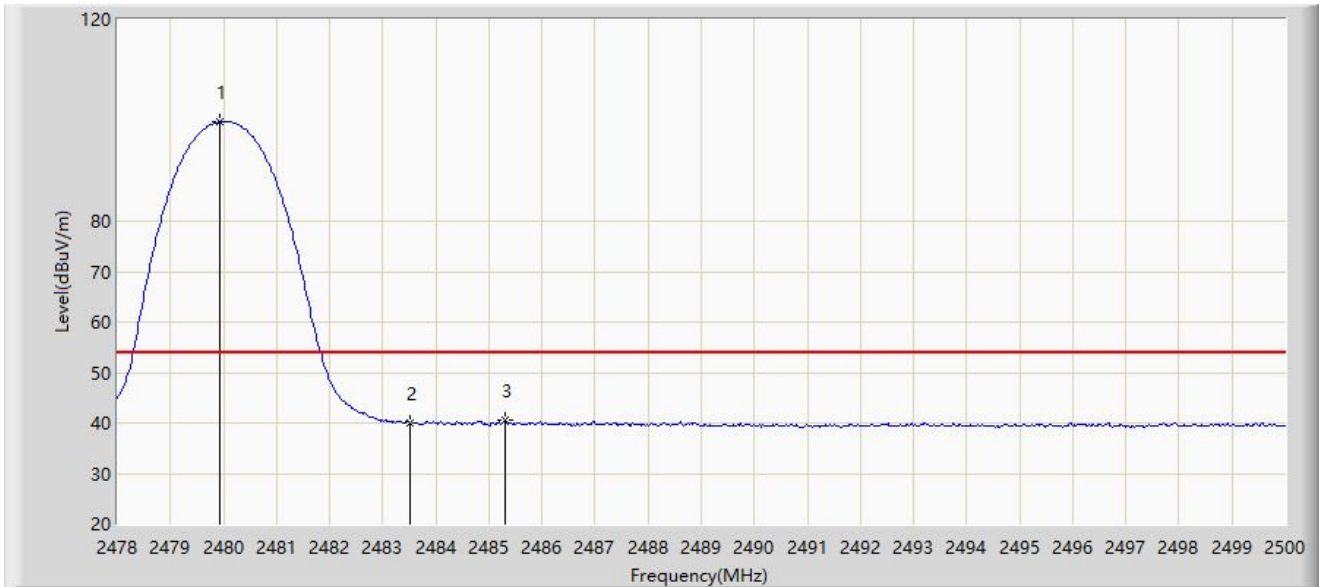
No	Mark	Frequency (MHz)	Measure Level (dB $\mu$ V/m)	Reading Level (dB $\mu$ V)	Margin (dB)	Limit (dB $\mu$ V/m)	Factor (dB/m)	Type
1		2479.782	104.338	73.440	N/A	N/A	30.897	PK
2		2483.500	54.231	23.340	-19.769	74.000	30.892	PK
3	*	2489.990	57.069	26.188	-16.931	74.000	30.881	PK

Note 1: " \* ", means this data is the worst emission level.

Note 2: Measure Level (dB $\mu$ V/m) = Reading Level (dB $\mu$ V) + Factor (dB/m).

Note 3: Factor (dB/m) = Cable Loss (dB) + Antenna Factor (dB/m).

Site: WZ-AC1	Test Date: 2022-09-14
Limit: FCC_Part 15_15.209 RE(3m)	Engineer: Carl Jiang
Probe: BBHA9120D_1167_1-18GHz	Polarity: Vertical
EUT: Barcode Reader	Power: AC 120V/60Hz
Test Mode: Transmit by 3DH5 at 2480MHz	



No	Mark	Frequency (MHz)	Measure Level (dB $\mu$ V/m)	Reading Level (dB $\mu$ V)	Margin (dB)	Limit (dB $\mu$ V/m)	Factor (dB/m)	Type
1		2479.936	99.697	68.800	N/A	N/A	30.897	AV
2		2483.500	40.132	9.241	-13.868	54.000	30.892	AV
3	*	2485.304	40.440	9.552	-13.560	54.000	30.889	AV

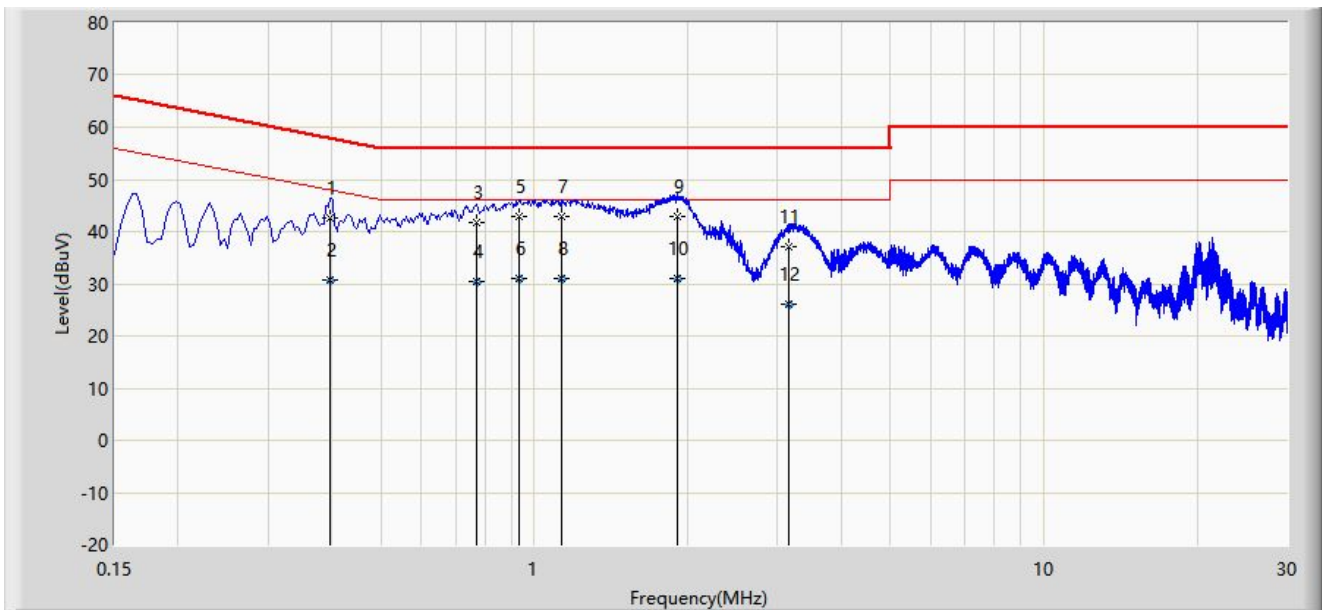
Note 1: " \* ", means this data is the worst emission level.

Note 2: Measure Level (dB $\mu$ V/m) = Reading Level (dB $\mu$ V) + Factor (dB/m).

Note 3: Factor (dB/m) = Cable Loss (dB) + Antenna Factor (dB/m).

**A.11 AC Conducted Emissions Test Result**

Site: WZ-SR2	Test Date: 2022-10-09
Limit: FCC_Part15.207_CE_AC Power	Engineer: Helen Han
Probe: ENV216_101683_Filter Off_E	Polarity: Line
EUT: Barcode Reader	Power: AC 120V/60Hz
Note: Transmit by DH5 at 2402MHz	



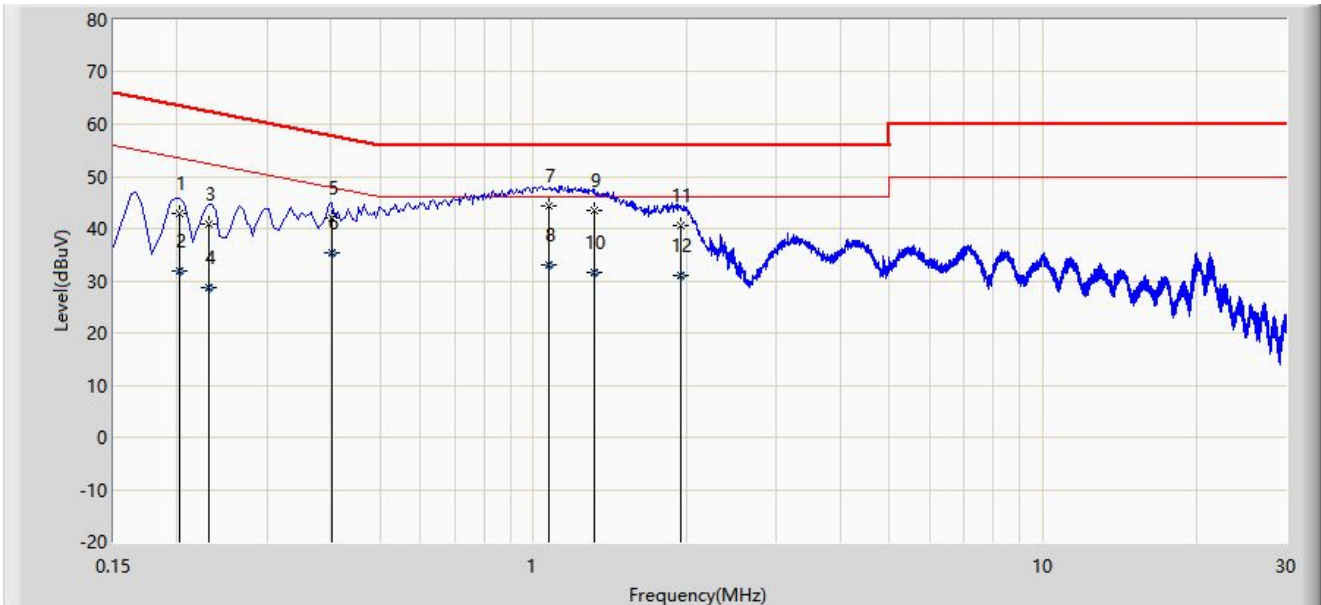
No	Mark	Frequency (MHz)	Measure Level (dBμV)	Reading Level (dBμV)	Margin (dB)	Limit (dBμV)	Factor (dB)	Type
1		0.398	42.721	32.795	-15.174	57.895	9.926	QP
2		0.398	30.703	20.777	-17.192	47.895	9.926	AV
3		0.770	41.682	31.726	-14.318	56.000	9.956	QP
4		0.770	30.338	20.382	-15.662	46.000	9.956	AV
5		0.934	43.005	33.031	-12.995	56.000	9.974	QP
6		0.934	30.884	20.911	-15.116	46.000	9.974	AV
7		1.134	42.942	32.960	-13.058	56.000	9.983	QP
8		1.134	30.974	20.992	-15.026	46.000	9.983	AV
9	*	1.914	43.033	33.035	-12.967	56.000	9.999	QP
10		1.914	31.076	21.078	-14.924	46.000	9.999	AV
11		3.154	37.212	26.993	-18.788	56.000	10.219	QP
12		3.154	26.118	15.898	-19.882	46.000	10.219	AV

Note 1: " \* ", means this data is the worst emission level.

Note 2: Measure Level (dBμV) = Reading Level (dBμV) + Factor (dB).

Note 3: Factor (dB) = Cable Loss (dB) + LISN Factor (dB).

Site: WZ-SR2	Test Date: 2022-10-09
Limit: FCC_Part15.207_CE_AC Power	Engineer: Helen Han
Probe: ENV216_101683_Filter Off_E	Polarity: Neutral
EUT: Barcode Reader	Power: AC 120V/60Hz
Note: Transmit by DH5 at 2402MHz	



No	Mark	Frequency (MHz)	Measure Level (dBµV)	Reading Level (dBµV)	Margin (dB)	Limit (dBµV)	Factor (dB)	Type
1		0.202	42.976	33.066	-20.552	63.528	9.910	QP
2		0.202	31.792	21.882	-21.736	53.528	9.910	AV
3		0.230	40.931	31.016	-21.519	62.450	9.915	QP
4		0.230	28.678	18.763	-23.772	52.450	9.915	AV
5		0.402	41.966	32.023	-15.846	57.812	9.943	QP
6		0.402	35.315	25.371	-12.497	47.812	9.943	AV
7	*	1.074	44.358	34.357	-11.642	56.000	10.002	QP
8		1.074	32.985	22.984	-13.015	46.000	10.002	AV
9		1.314	43.581	33.574	-12.419	56.000	10.007	QP
10		1.314	31.664	21.658	-14.336	46.000	10.007	AV
11		1.942	40.619	30.600	-15.381	56.000	10.019	QP
12		1.942	31.143	21.124	-14.857	46.000	10.019	AV

Note 1: " \* ", means this data is the worst emission level.

Note 2: Measure Level (dBµV) = Reading Level (dBµV) + Factor (dB).

Note 3: Factor (dB) = Cable Loss (dB) + LISN Factor (dB).

## **Appendix B - Test Setup Photograph**

Refer to "2209RSU002-UT" file.

## Appendix C - EUT Photograph

Refer to "2209RSU002-UE" file.

\_\_\_\_\_ The End \_\_\_\_\_