



The Testcenter facility 'Dosimetric Test Lab' within IMST GmbH is accredited by the German National 'Deutsche Akkreditierungsstelle GmbH (DAkks)' for testing according to the scope as listed in the accreditation certificate: D-PL-12139-01-00.

Appendix for the Report

Dosimetric Assessment of the Portable Device Datalogic Joya X1 Plus (FCC ID: U4G0156 / IC: 3862E-M0156)

According to the FCC Requirements SAR Distribution Plots

March 14, 2014

IMST GmbH
Carl-Friedrich-Gauß-Str. 2 - 4
D-47475 Kamp-Lintfort

Customer
7layers AG
Borsigstrasse 11
D-40880 Ratingen

The test results only relate to the items tested. This report shall not be reproduced except in full without the written approval of the testing laboratory. This version supersedes all previous versions of this report.

1 SAR Distribution Plots

Test Laboratory: Imst GmbH, DASY Yellow (II); File Name: [Joya_X1+_ywhl_b_CH1_dspl_down.da4](#)

DUT: Datalogic; Type: Joya X1 Plus; Serial: E13D18174

Program Name: IEEE 802.11 b

Communication System: WLAN 2450; Frequency: 2412 MHz; Duty Cycle: 1:1

Medium parameters used: $f = 2412$ MHz; $\sigma = 1.92$ mho/m; $\epsilon_r = 51.2$; $\rho = 1000$ kg/m³

Phantom section: Flat Section

DASY4 Configuration:

- Probe: EX3DV4 - SN3536; ConvF(7.55, 7.55, 7.55); Calibrated: 24.09.2012
- Sensor-Surface: 4mm (Mechanical Surface Detection)
- Electronics: DAE3 Sn335; Calibrated: 18.02.2013
- Phantom: SAM Glycol 1340; Type: QD 000 P40 CB; Serial: TP-1340
- Measurement SW: DASY4, V4.7 Build 80; Postprocessing SW: SEMCAD, V1.8 Build 186

Body Worn/Area Scan (11x17x1): Measurement grid: dx=12mm, dy=12mm

Maximum value of SAR (measured) = 0.225 mW/g

Body Worn/Zoom Scan (7x7x7)/Cube 0: Measurement grid: dx=5mm, dy=5mm, dz=5mm

Reference Value = 5.57 V/m; Power Drift = -0.089 dB

Peak SAR (extrapolated) = 0.406 W/kg

SAR(1 g) = 0.205 mW/g; SAR(10 g) = 0.107 mW/g

Maximum value of SAR (measured) = 0.226 mW/g

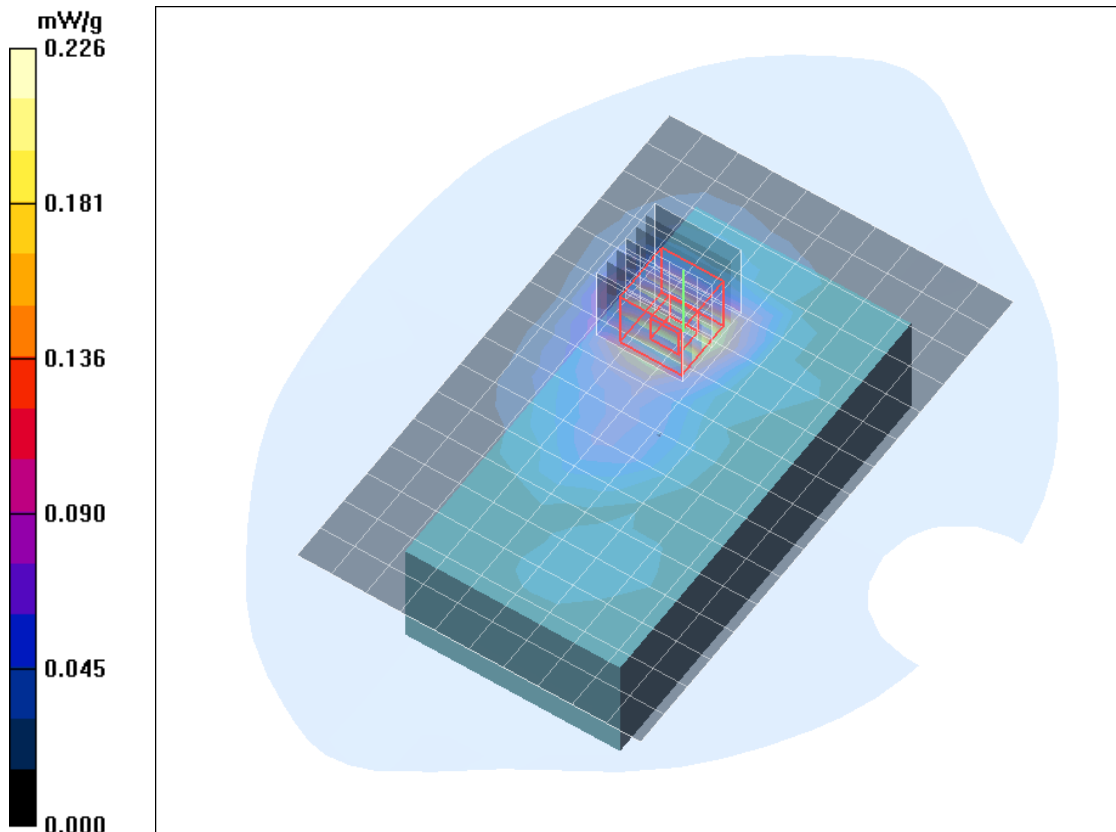


Fig. 1: SAR distribution for IEEE 802.11 b, channel 1, position 1 (September 12, 2013)

Test Laboratory: Imst GmbH, DASY Yellow (II); **File Name:**

[Joya_X1+_ywhm_b_CH6_dspl_down.da4](#)

DUT: Datalogic; **Type:** Joya X1 Plus; **Serial:** E13D18174

Program Name: IEEE 802.11 b

Communication System: WLAN 2450; Frequency: 2437 MHz; Duty Cycle: 1:1

Medium parameters used: $f = 2437$ MHz; $\sigma = 1.99$ mho/m; $\epsilon_r = 51.3$; $\rho = 1000$ kg/m³

Phantom section: Flat Section

DASY4 Configuration:

- Probe: EX3DV4 - SN3536; ConvF(7.55, 7.55, 7.55); Calibrated: 24.09.2012

- Sensor-Surface: 4mm (Mechanical Surface Detection)

- Electronics: DAE3 Sn335; Calibrated: 18.02.2013

- Phantom: SAM Glycol 1340; Type: QD 000 P40 CB; Serial: TP-1340

- Measurement SW: DASY4, V4.7 Build 80; Postprocessing SW: SEMCAD, V1.8 Build 186

Body Worn/Area Scan (11x17x1): Measurement grid: dx=12mm, dy=12mm

Maximum value of SAR (measured) = 0.174 mW/g

Body Worn/Zoom Scan (7x7x7)/Cube 0: Measurement grid: dx=5mm, dy=5mm, dz=5mm

Reference Value = 4.73 V/m; Power Drift = 0.012 dB

Peak SAR (extrapolated) = 0.330 W/kg

SAR(1 g) = 0.164 mW/g; SAR(10 g) = 0.085 mW/g

Maximum value of SAR (measured) = 0.182 mW/g

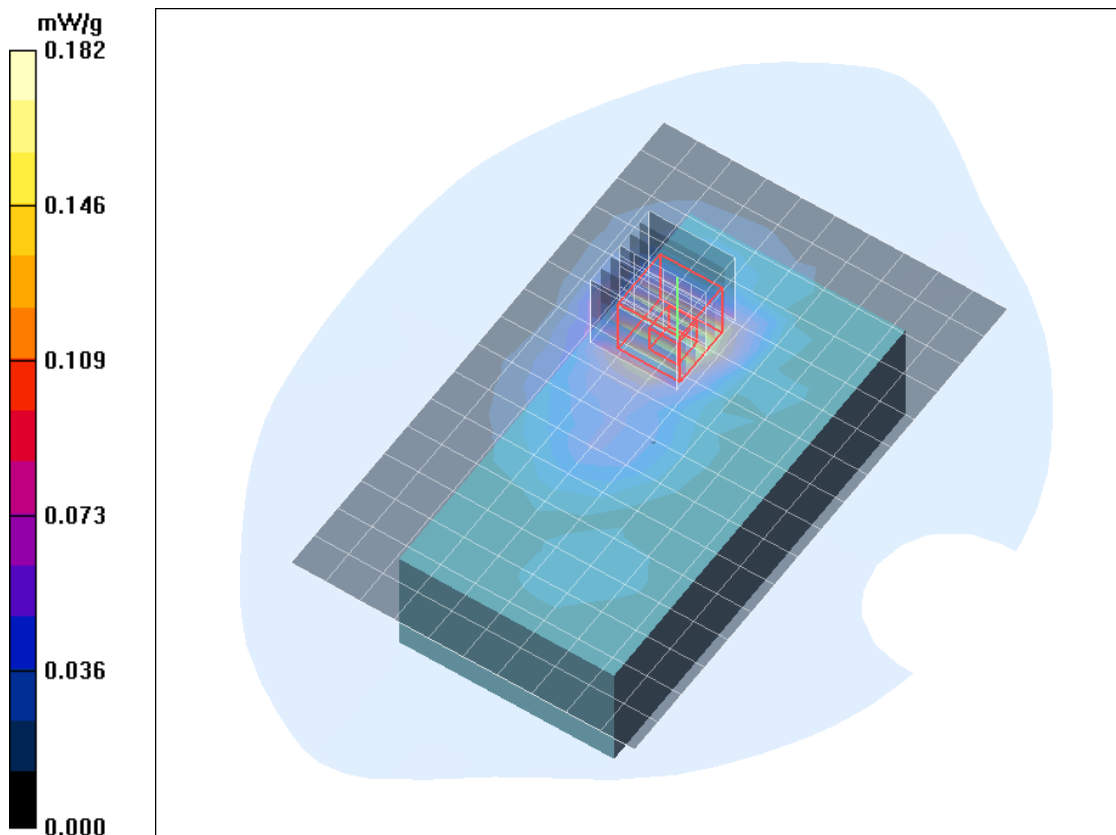


Fig. 2: SAR distribution for IEEE 802.11 b, channel 6, position 1 (September 12, 2013)

Test Laboratory: Imst GmbH, DASY Yellow (II); **File Name:**

[Joya_X1+_ywhh_b_CH11_dspl_down.da4](#)

DUT: Datalogic; **Type:** Joya X1 Plus; **Serial:** E13D18174

Program Name: IEEE 802.11 b

Communication System: WLAN 2450; Frequency: 2462 MHz; Duty Cycle: 1:1

Medium parameters used: $f = 2462$ MHz; $\sigma = 2.02$ mho/m; $\epsilon_r = 51.3$; $\rho = 1000$ kg/m³

Phantom section: Flat Section

DASY4 Configuration:

- Probe: EX3DV4 - SN3536; ConvF(7.55, 7.55, 7.55); Calibrated: 24.09.2012

- Sensor-Surface: 4mm (Mechanical Surface Detection)

- Electronics: DAE3 Sn335; Calibrated: 18.02.2013

- Phantom: SAM Glycol 1340; Type: QD 000 P40 CB; Serial: TP-1340

- Measurement SW: DASY4, V4.7 Build 80; Postprocessing SW: SEMCAD, V1.8 Build 186

Body Worn/Area Scan (11x17x1): Measurement grid: dx=12mm, dy=12mm

Maximum value of SAR (measured) = 0.214 mW/g

Body Worn/Zoom Scan (7x7x7)/Cube 0: Measurement grid: dx=5mm, dy=5mm, dz=5mm

Reference Value = 5.33 V/m; Power Drift = -0.101 dB

Peak SAR (extrapolated) = 0.421 W/kg

SAR(1 g) = 0.200 mW/g; SAR(10 g) = 0.102 mW/g

Maximum value of SAR (measured) = 0.219 mW/g

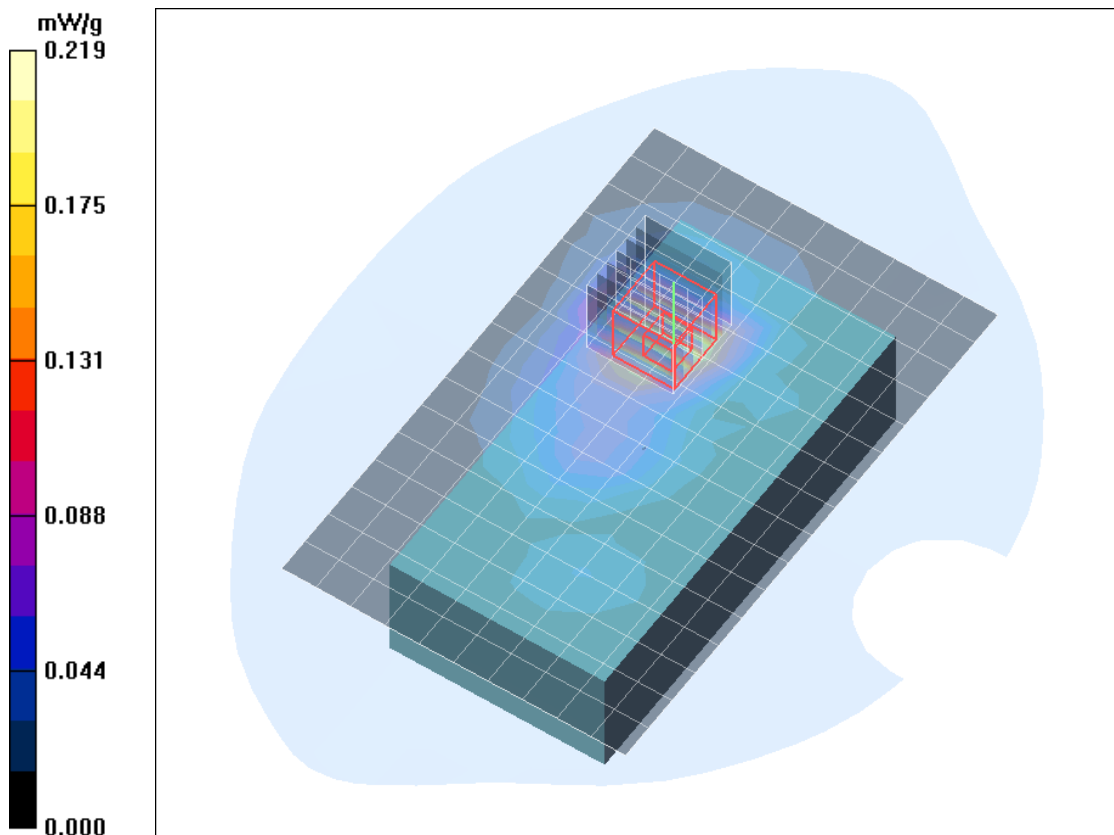


Fig. 3: SAR distribution for IEEE 802.11 b, channel 11, position 1 (September 12, 2013)