
Annex to Report

Dosimetric Assessment of the Portable Device Datalogic ELF (FCC ID: U4G0040)

According to the FCC and IC Requirements

August 06, 2010

IMST GmbH

Carl-Friedrich-Gauß-Str. 2

D-47475 Kamp-Lintfort

Customer

7layers AG

Borsigstrasse 11

D-40880 Ratingen

The test results only relate to the items tested. This report shall not be reproduced except in full without the written approval of the testing laboratory.

1 Subject of Investigation



Fig. 1: Pictures of the WWAN device under test.



Fig. 2: Pictures of the WiFi device under test.

10.9 Pictures of the Device under Test

Figure 41 - 47 show the devices under test and the used accessories.



Fig. 41: Front and back view of the WWAN device Datalogic ELF.



Fig. 42: Side view of the WWAN device Datalogic ELF.



Fig. 43: Front and back view of the WiFi device Datalogic ELF.



Fig. 44: Side view of the WiFi device Datalogic ELF.




Fig. 45: Antenna position and separation.



Fig. 46: Picture of the used headset under test.



Fig. 47: Picture of the used additional belt clip.

10.10 Test positions for the Device under Test

Fig. 48 - 55 show the test positions for the SAR measurements for the WWAN device.



Fig. 48: Cheek position, left side.



Fig. 49: Tilted position, left side.



Fig.50: Cheek position, right side.



Fig. 51: Tilted position, right side.




Fig. 52: Bottom view of body worn, HS connected, display up (towards the phantom).



Fig. 53: Top view of body worn, HS connected, display up (towards the phantom).




Fig. 54: Bottom view of body worn, HS connected, display down (towards the ground).




Fig. 55: Top view of body worn, HS connected, display down (towards the ground).

Fig. 56 - 63 show the test positions for the SAR measurements for the WiFi device.



Fig. 56: Cheek position, left side.



Fig. 57: Tilted position, left side.



Fig. 58: Cheek position, right side.



Fig. 59: Tilted position, right side.




Fig. 60: Bottom view of body worn, display up (towards the phantom).



Fig. 61: Top view of body worn, display up (towards the phantom).




Fig. 62: Bottom view of body worn, display down (towards the ground).




Fig. 63: Top view of body worn, display down (towards the ground).