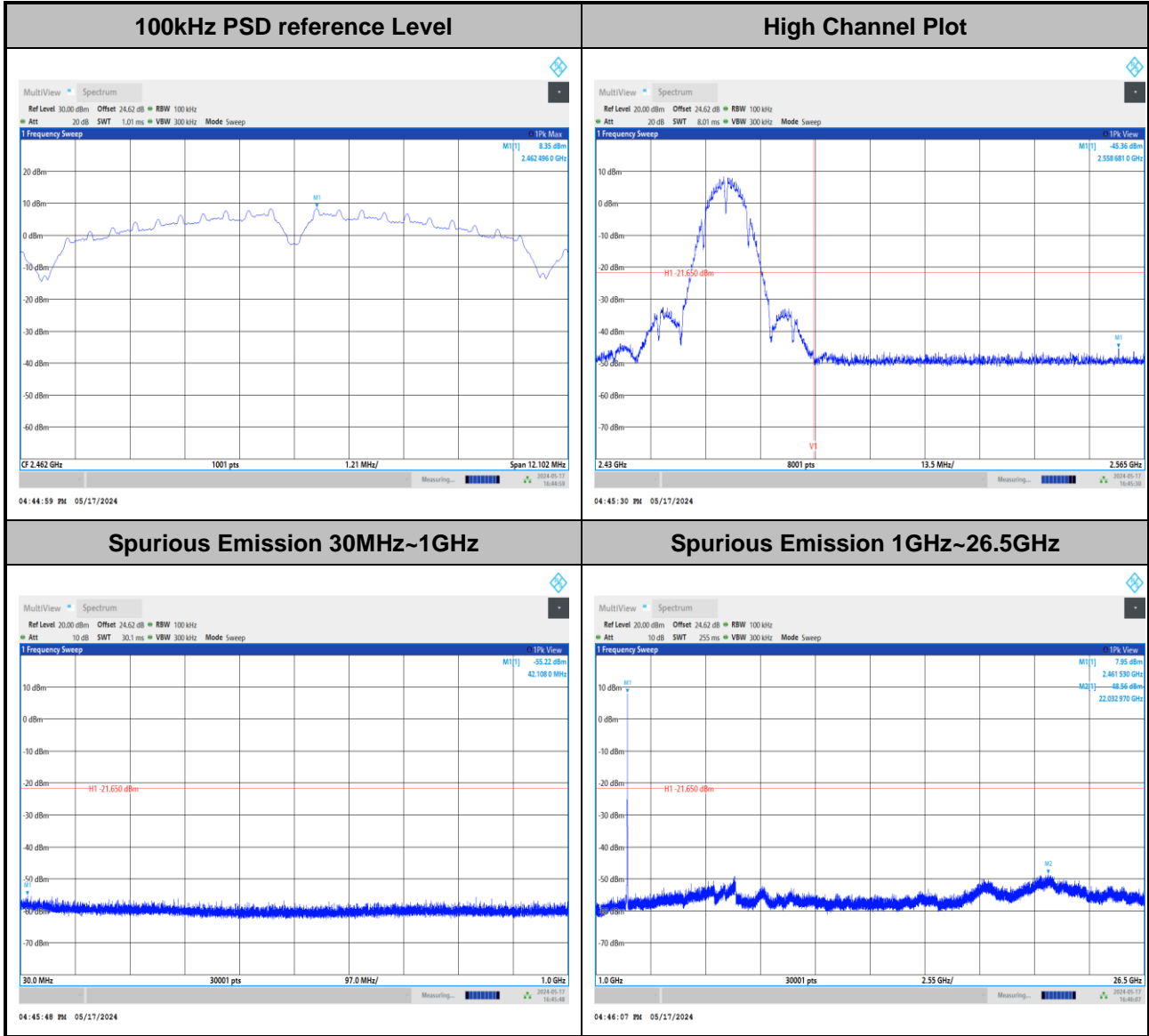


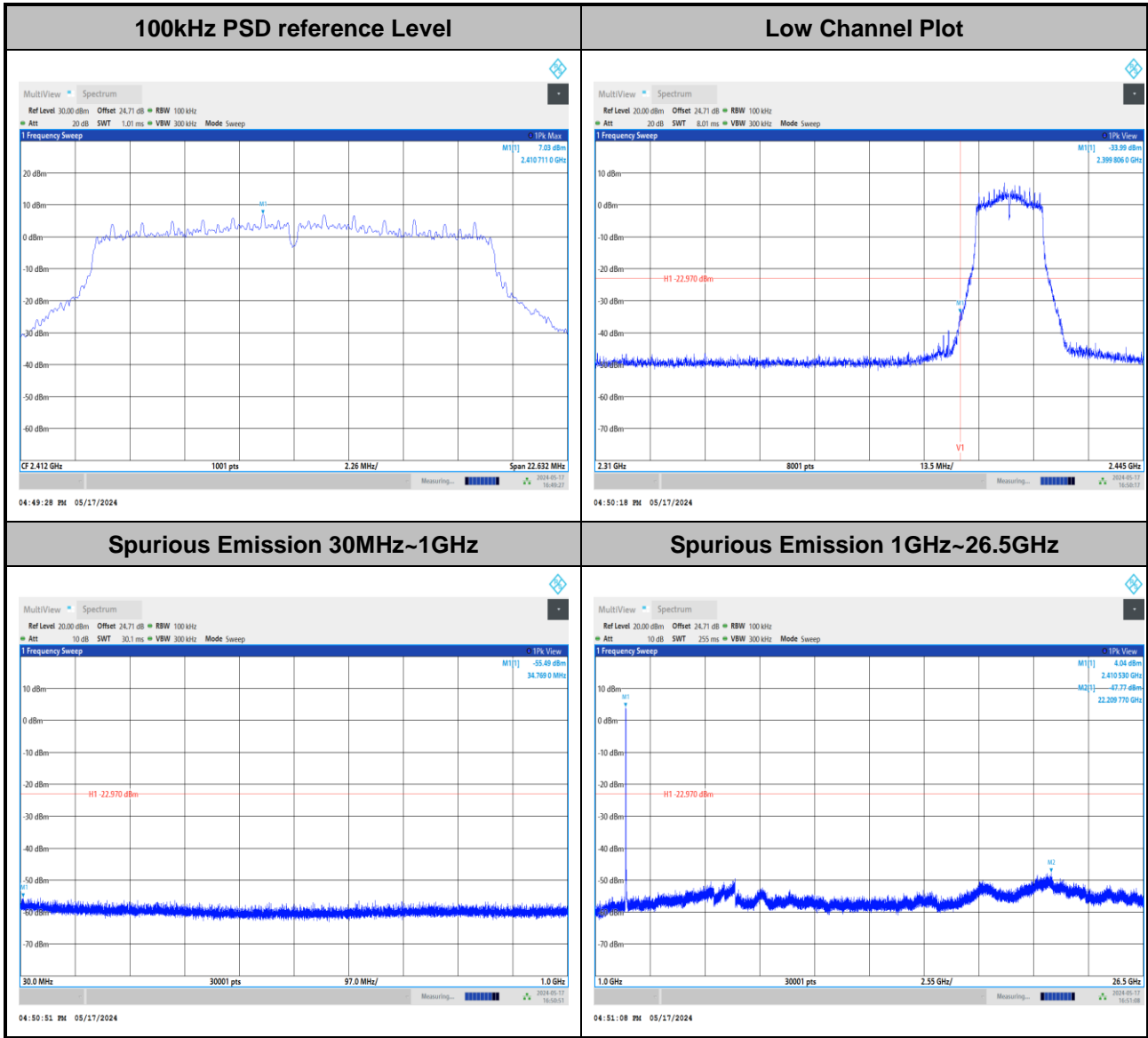


Test Mode :	802.11b	Test Channel :	11
-------------	---------	----------------	----



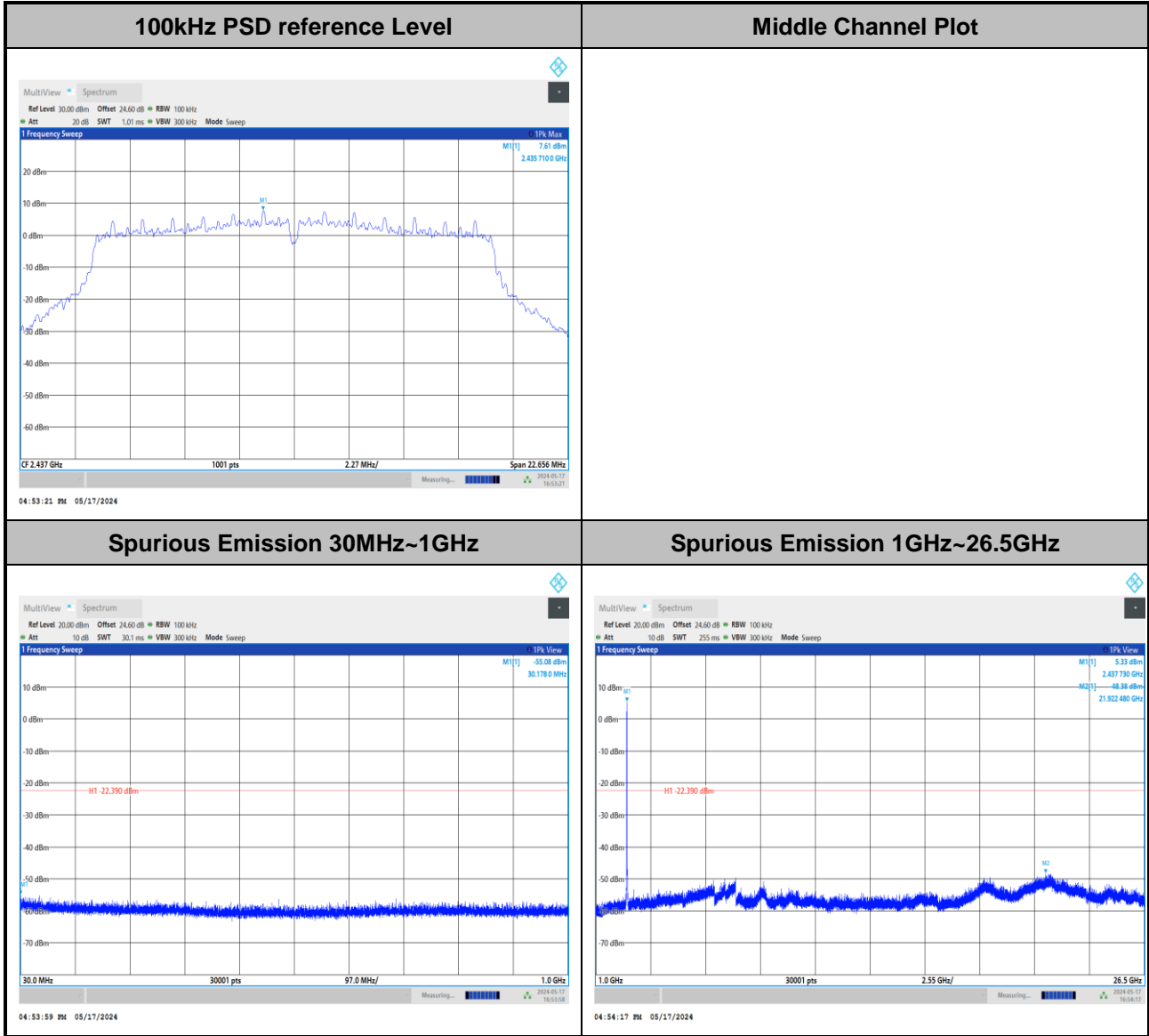


Test Mode :	802.11g	Test Channel :	01
-------------	---------	----------------	----



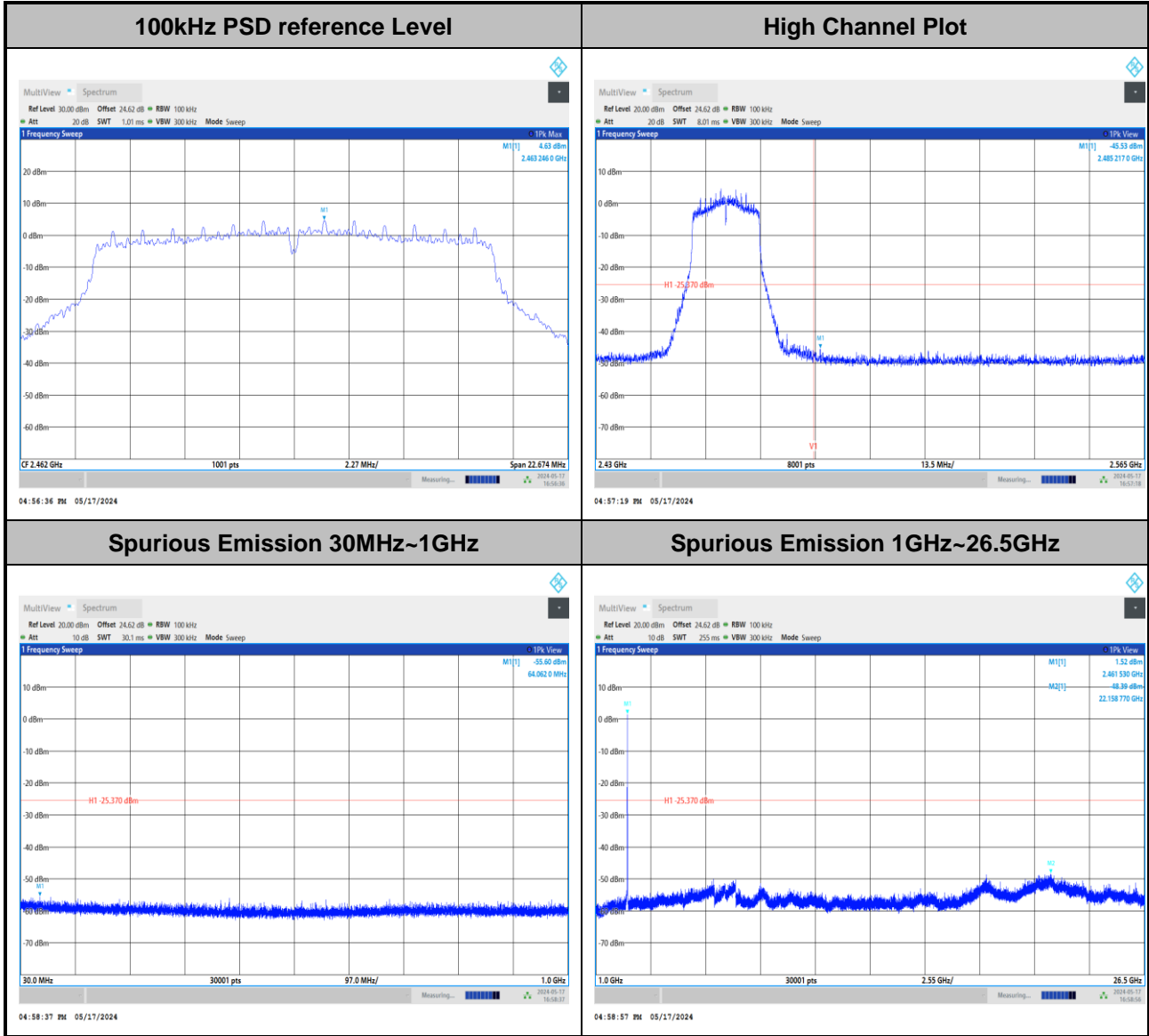


Test Mode :	802.11g	Test Channel :	06
-------------	---------	----------------	----



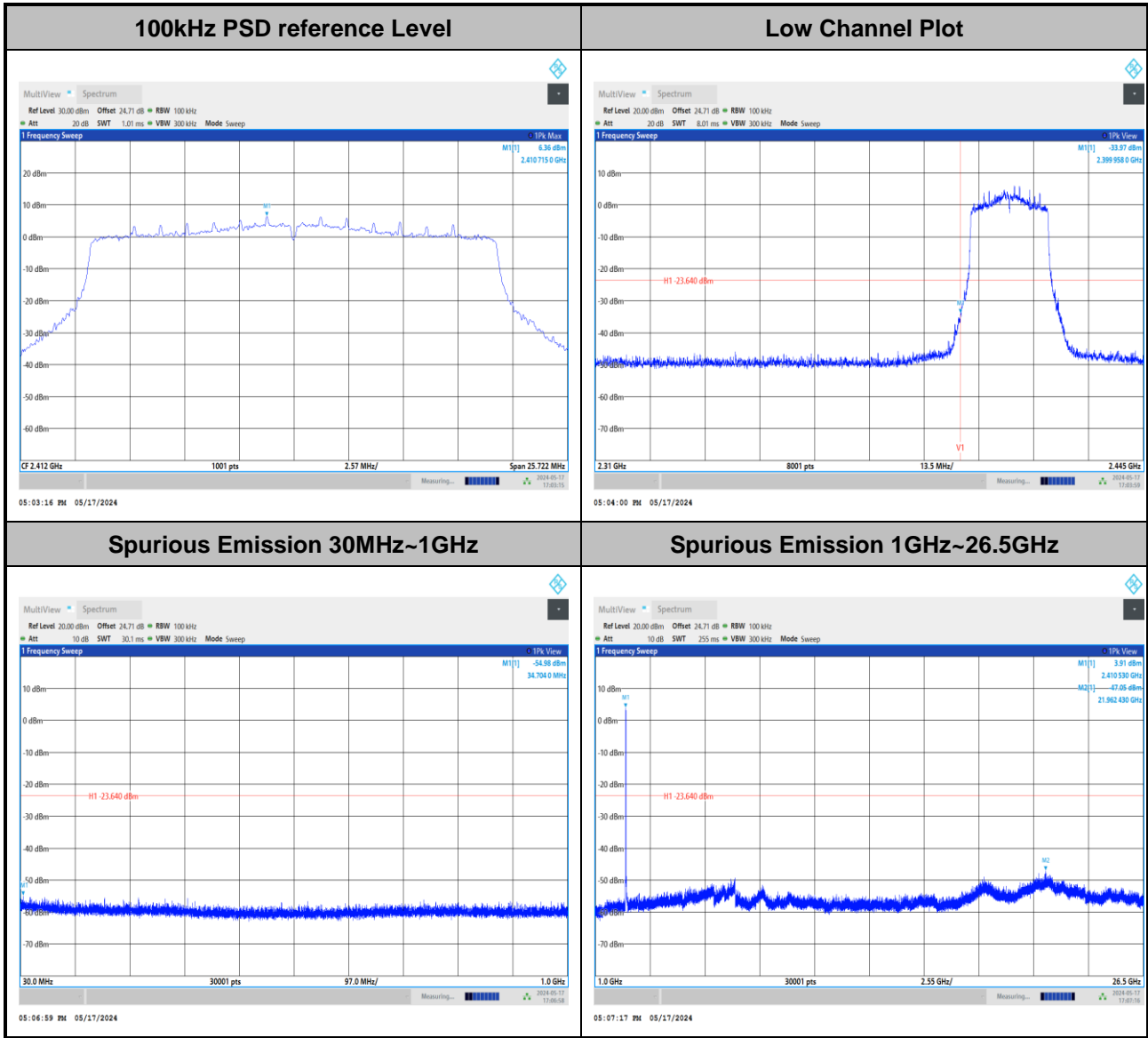


Test Mode :	802.11g	Test Channel :	11
-------------	---------	----------------	----



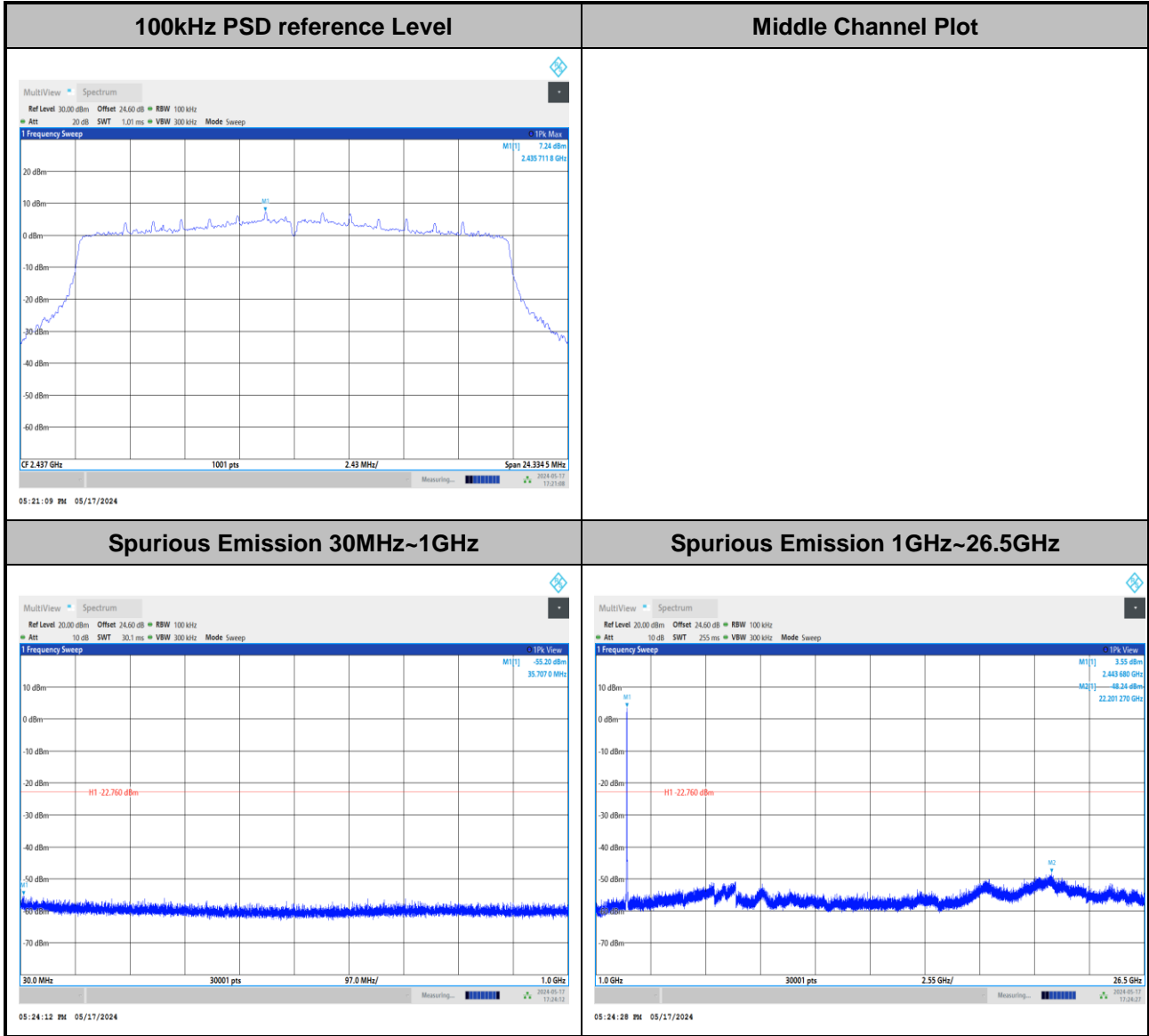


Test Mode :	802.11ax HE20_FullRU	Test Channel :	01
-------------	----------------------	----------------	----



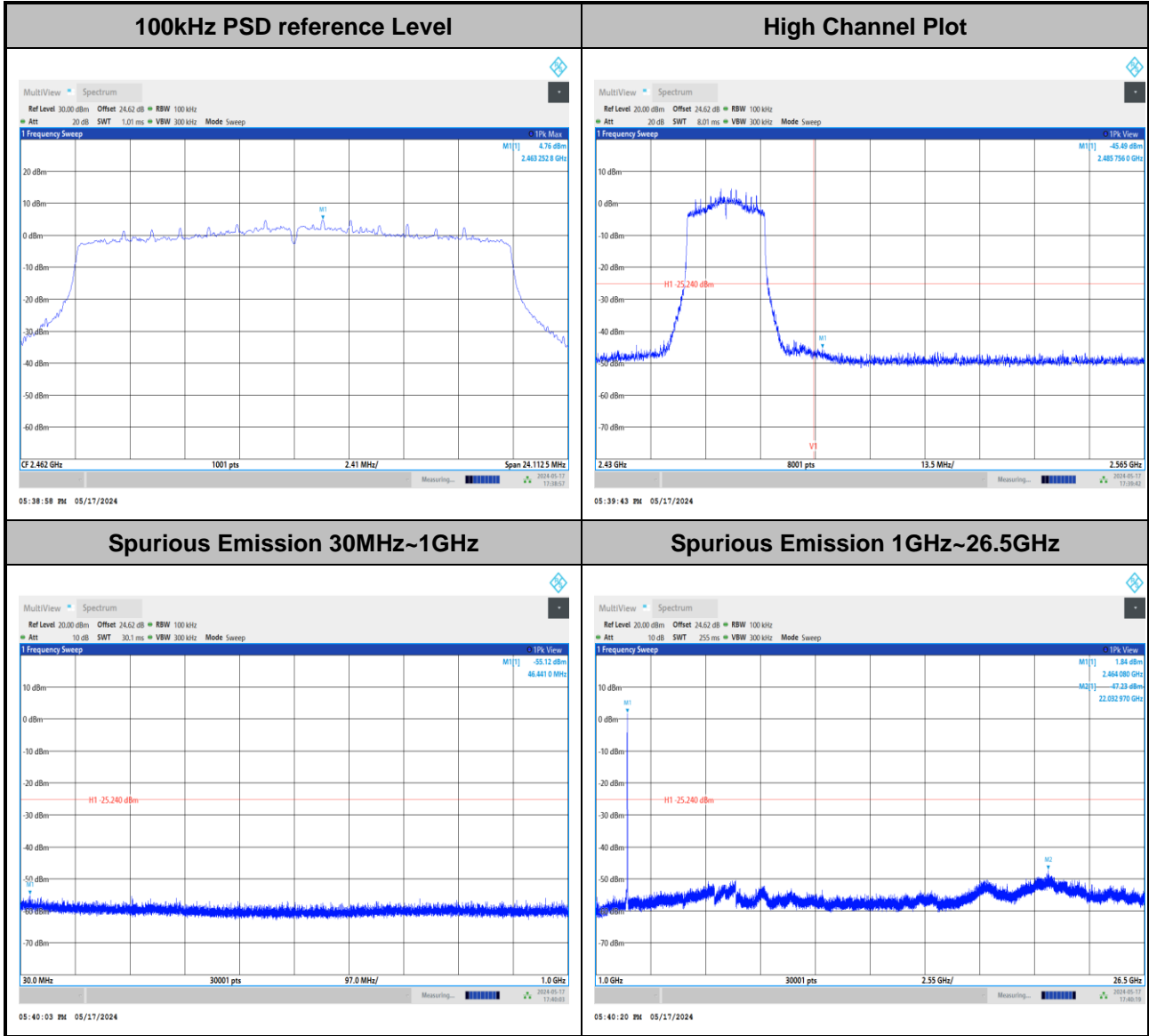


Test Mode : 802.11ax HE20_FullIRU	Test Channel : 06
--	--------------------------



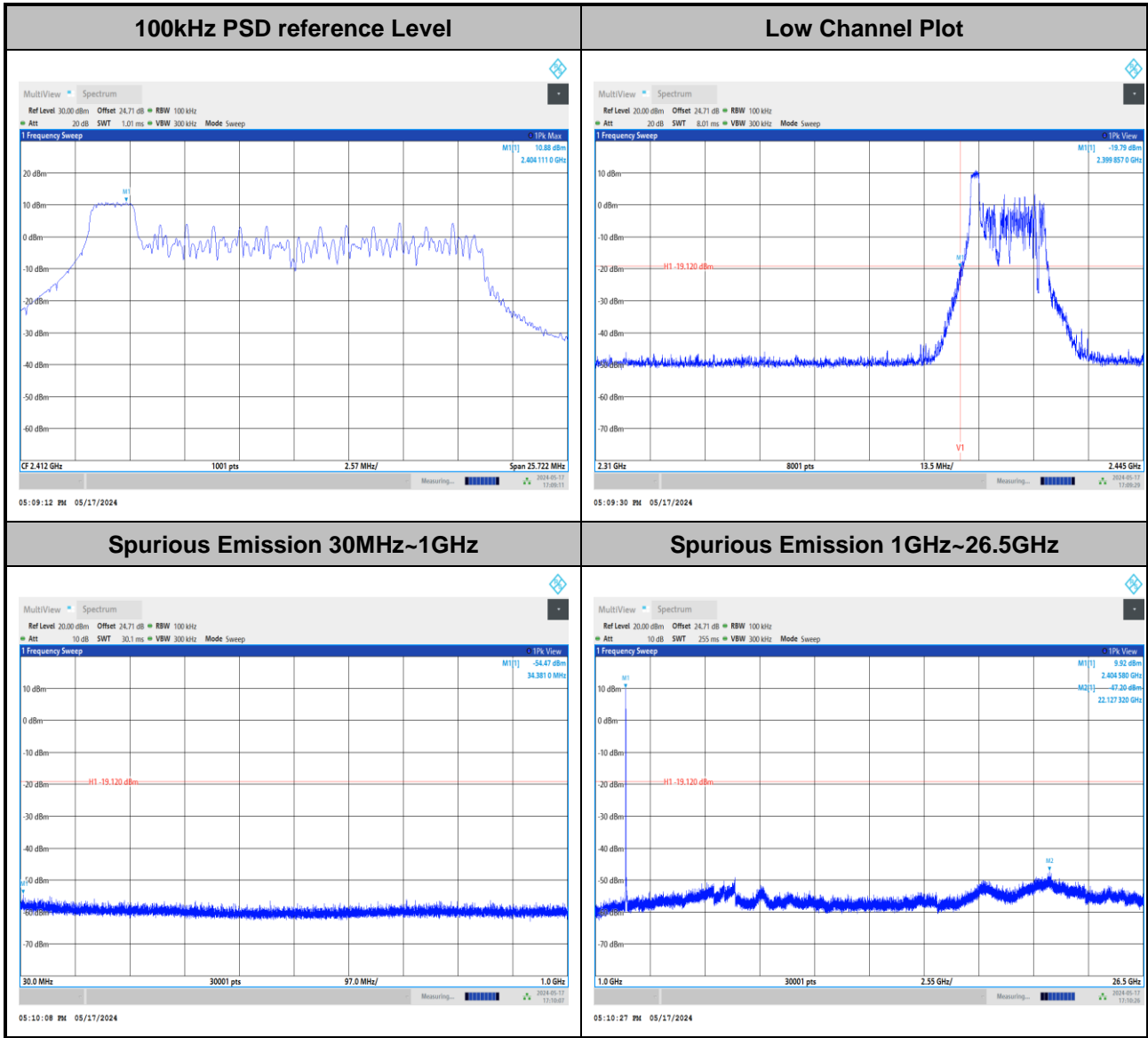


Test Mode : 802.11ax HE20_FullIRU	Test Channel : 11
--	--------------------------



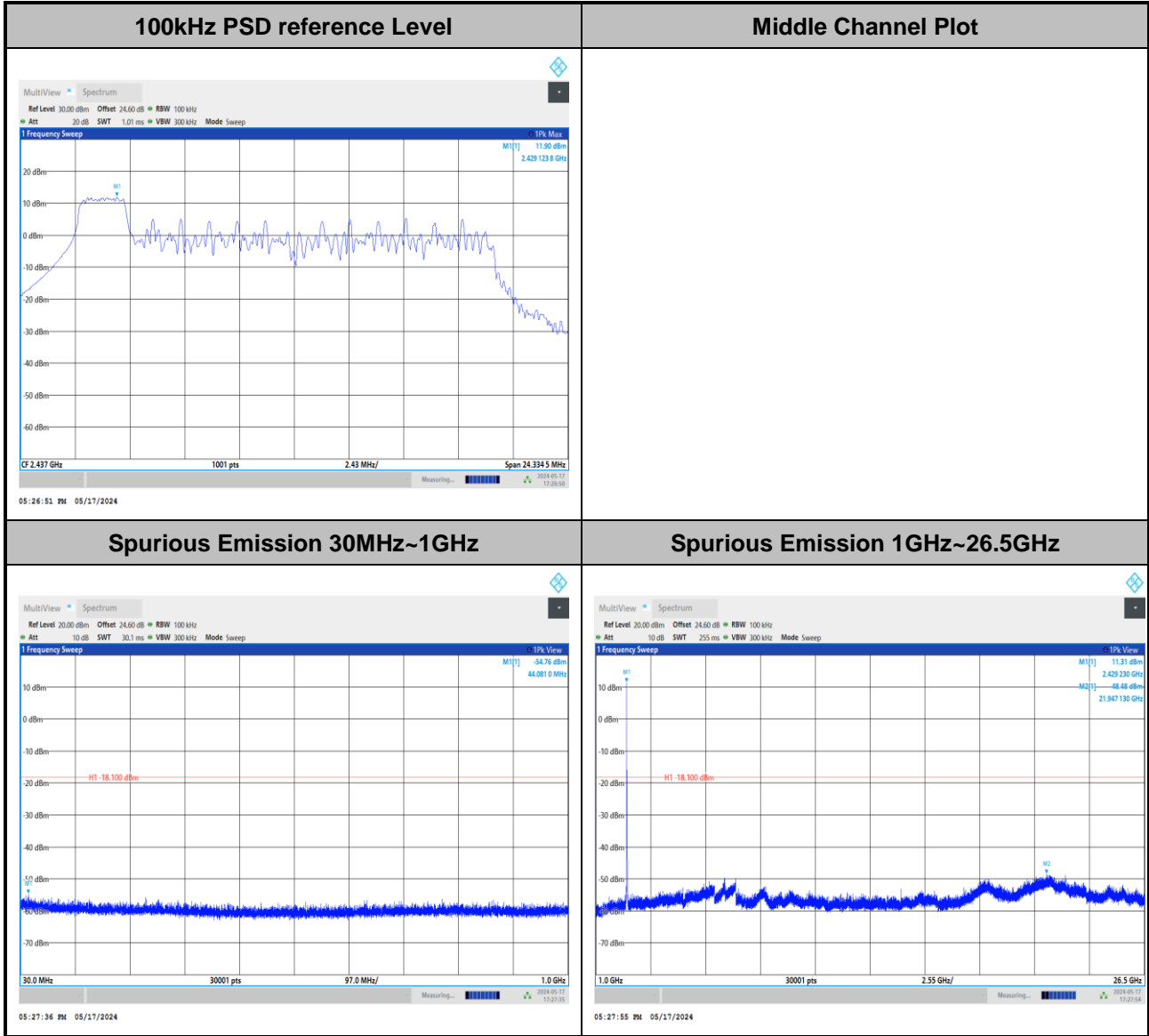


Test Mode :	802.11ax HE20_26RU	Test Channel :	01
-------------	--------------------	----------------	----



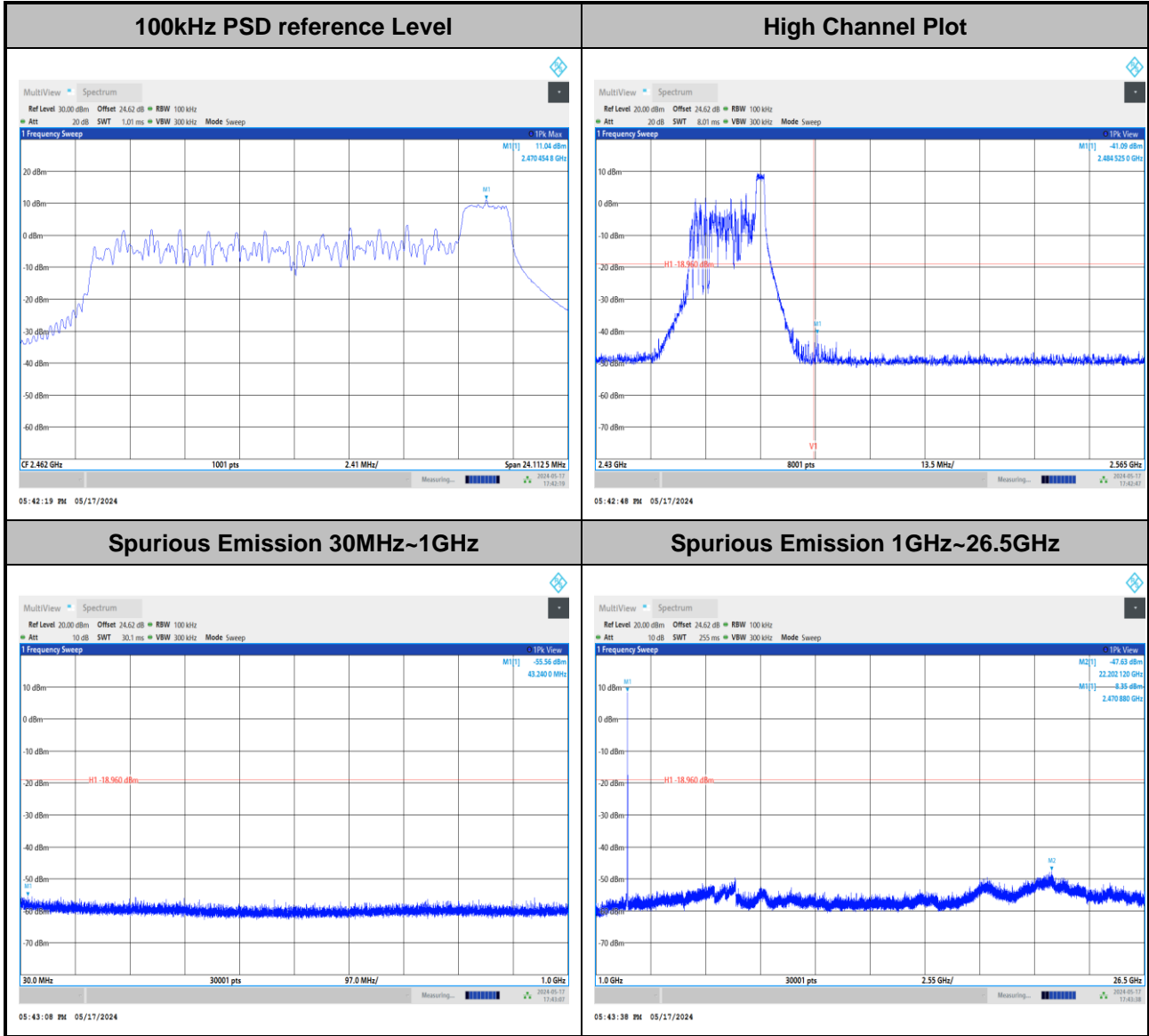


Test Mode :	802.11ax HE20_26RU	Test Channel :	06
--------------------	--------------------	-----------------------	----



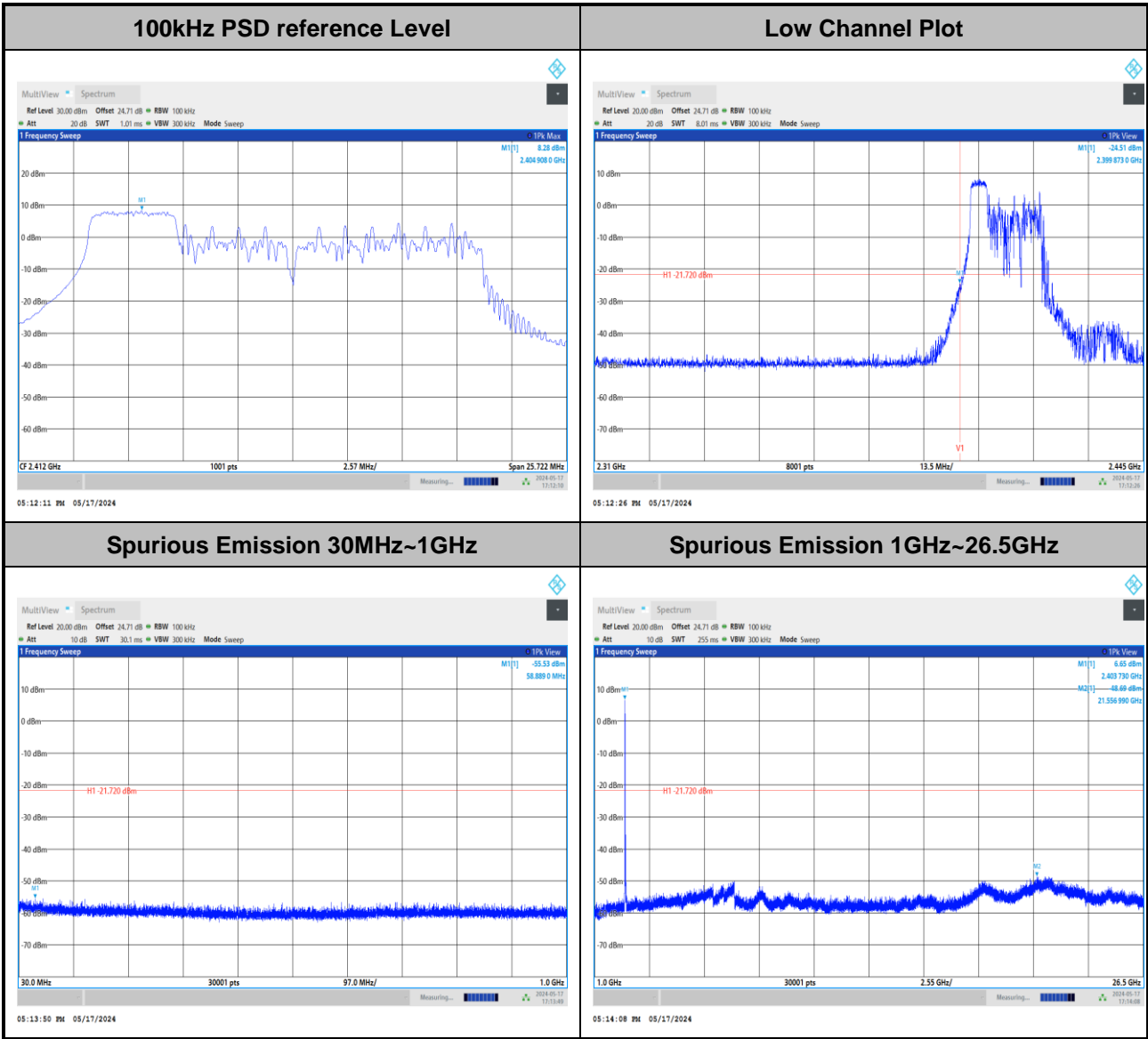


Test Mode : 802.11ax HE20_26RU	Test Channel : 11
---------------------------------------	--------------------------



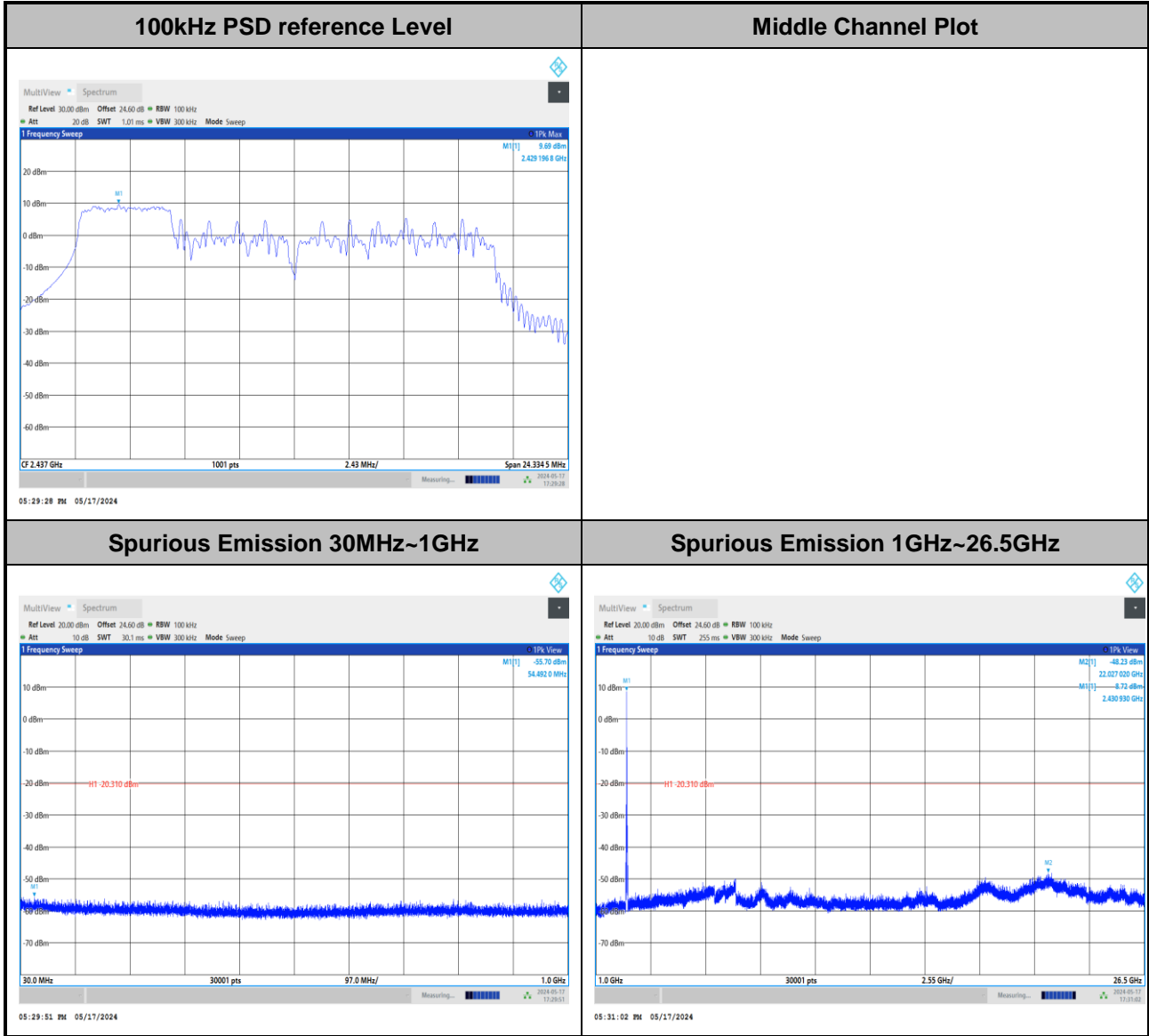


Test Mode :	802.11ax HE20_52RU	Test Channel :	01
-------------	--------------------	----------------	----



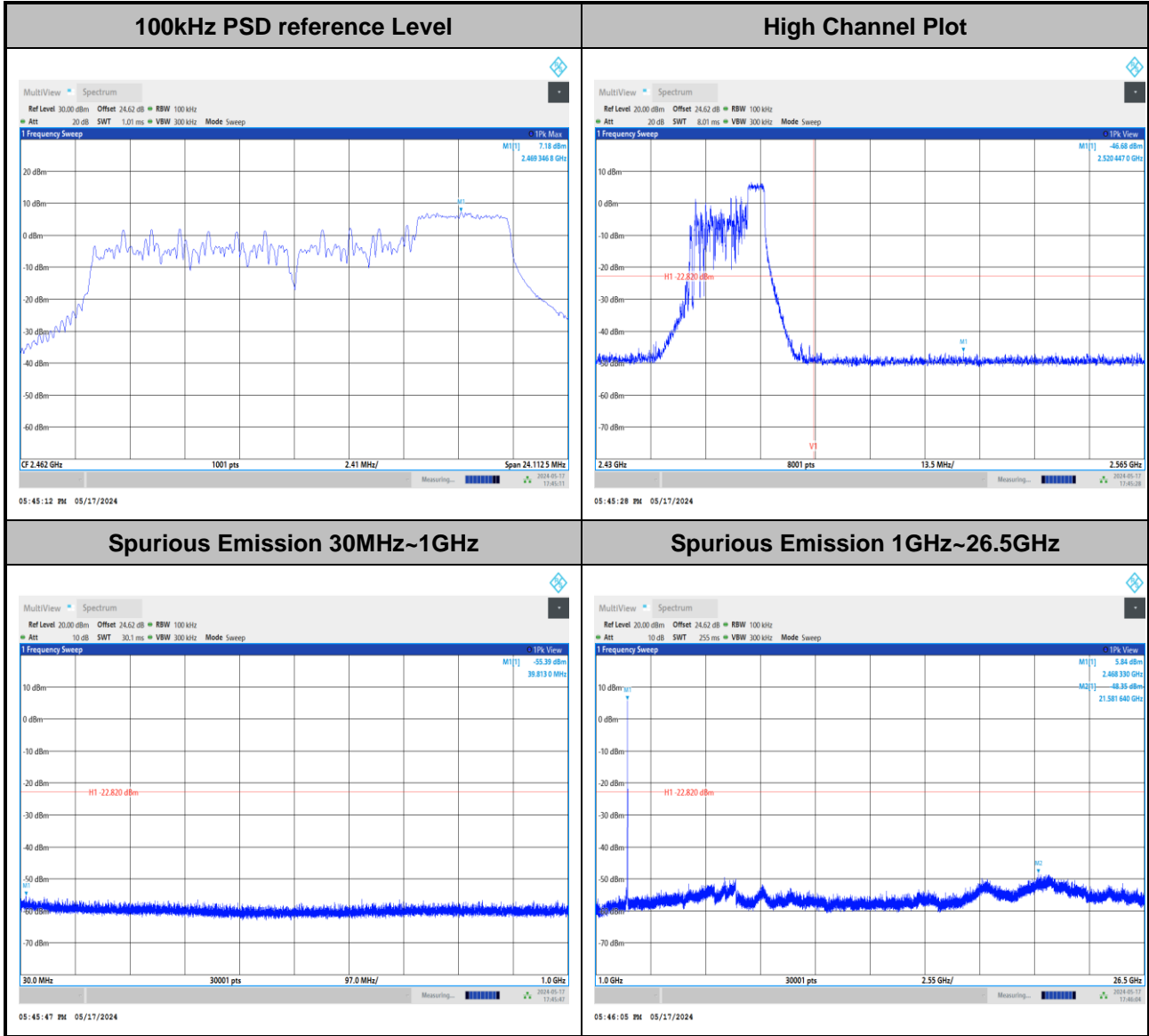


Test Mode : 802.11ax HE20_52RU	Test Channel : 06
---------------------------------------	--------------------------



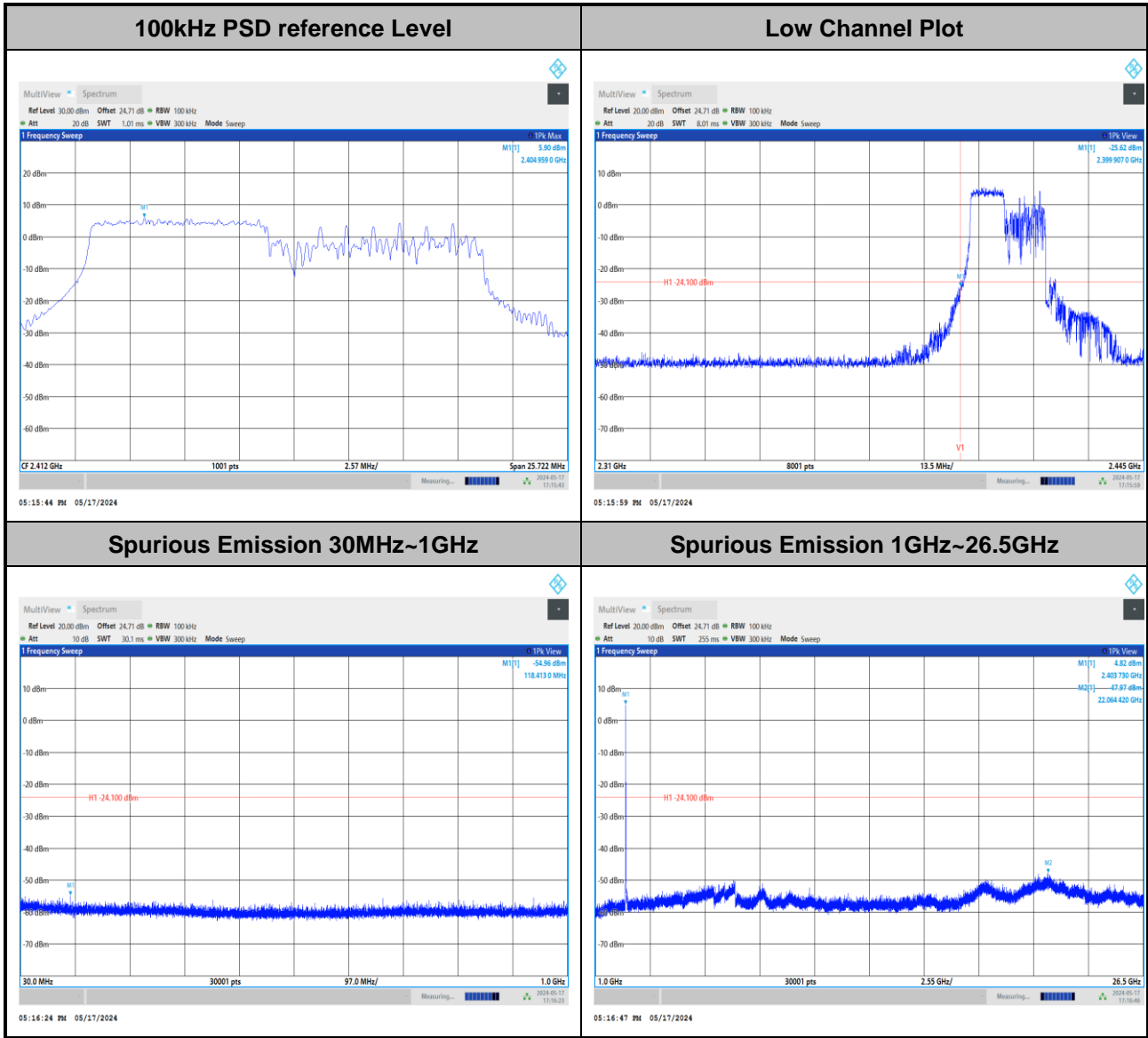


Test Mode :	802.11ax HE20_52RU	Test Channel :	11
-------------	--------------------	----------------	----



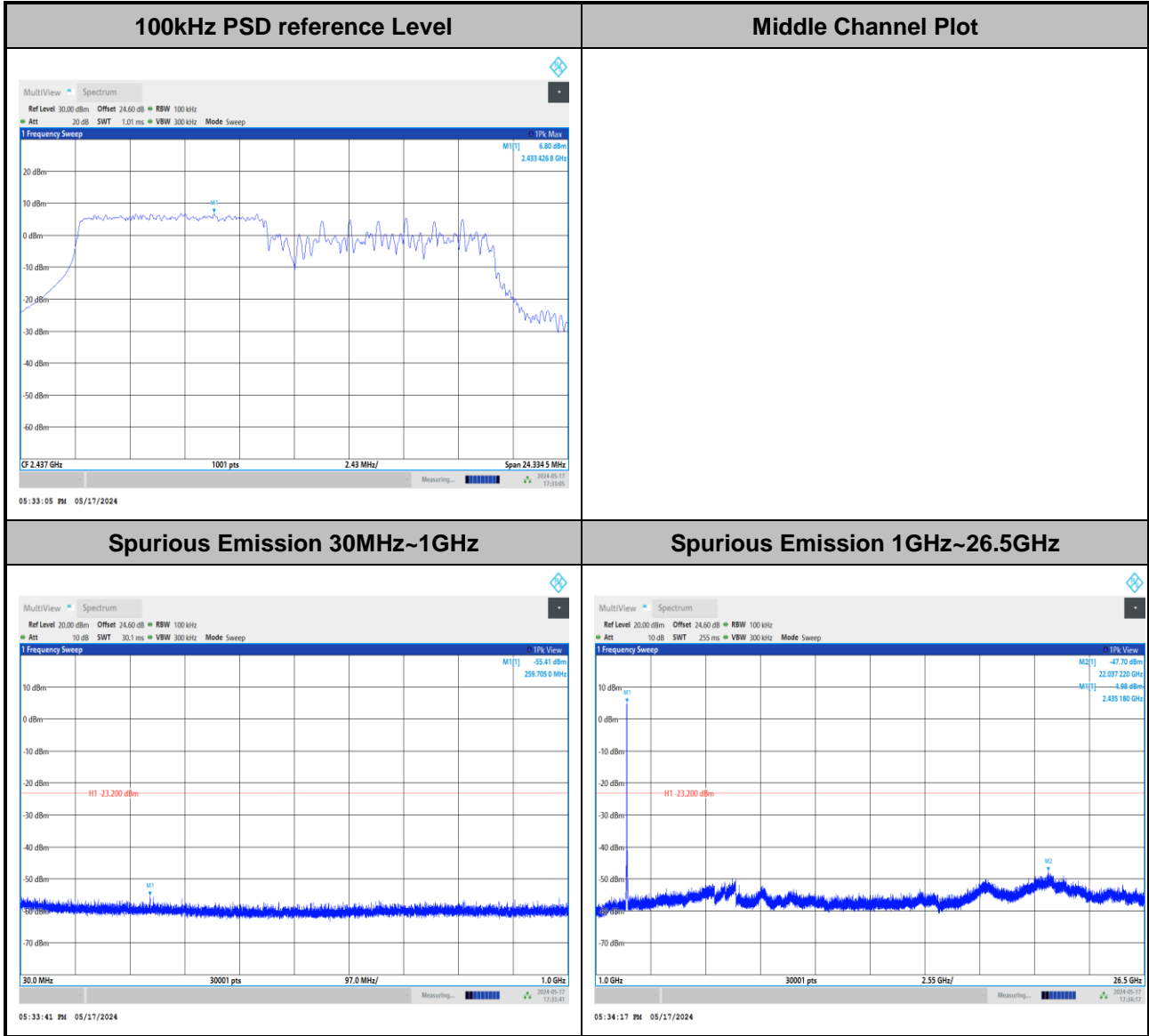


Test Mode :	802.11ax HE20_106RU	Test Channel :	01
-------------	---------------------	----------------	----



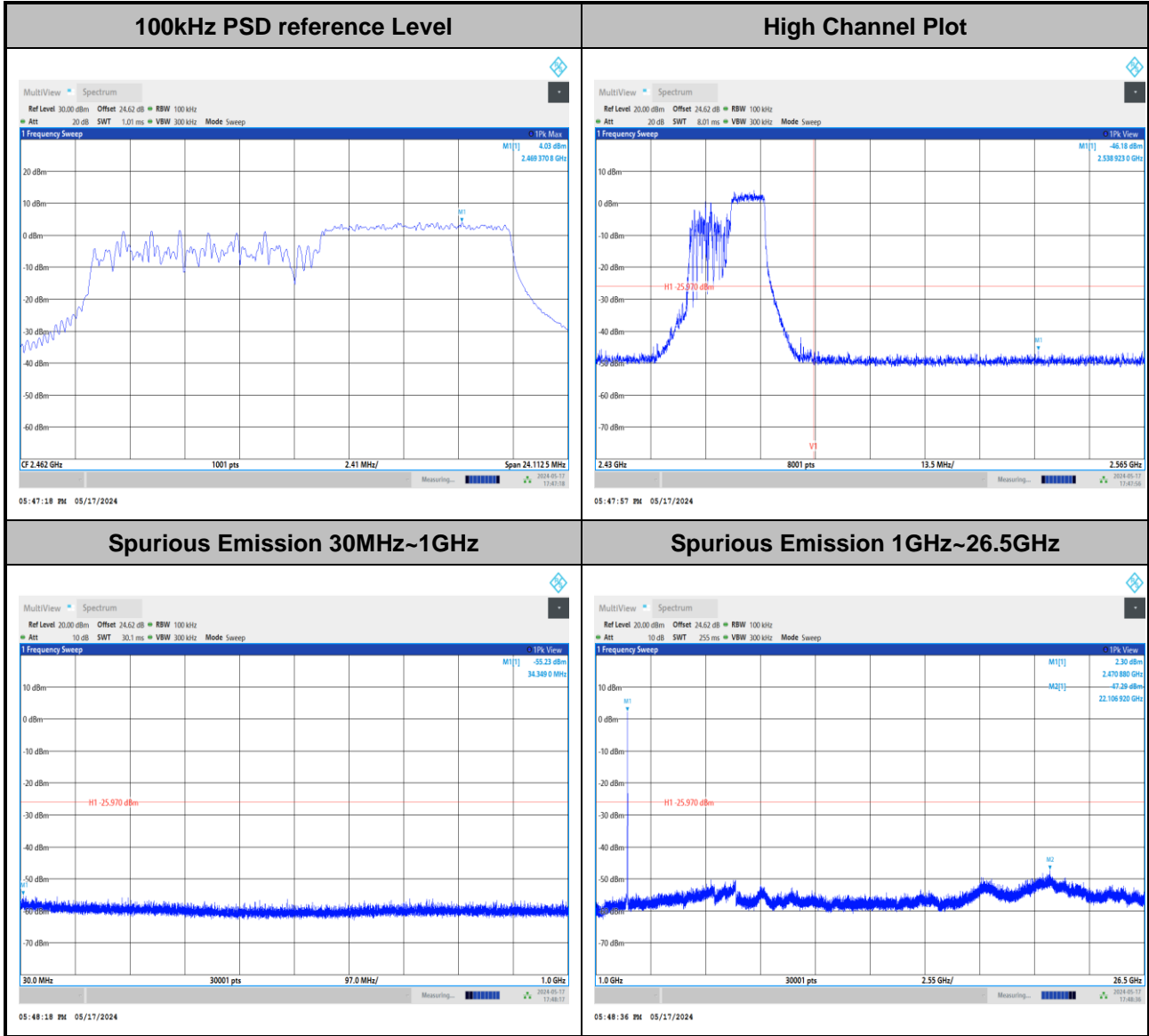


Test Mode : 802.11ax HE20_106RU	Test Channel : 06
--	--------------------------



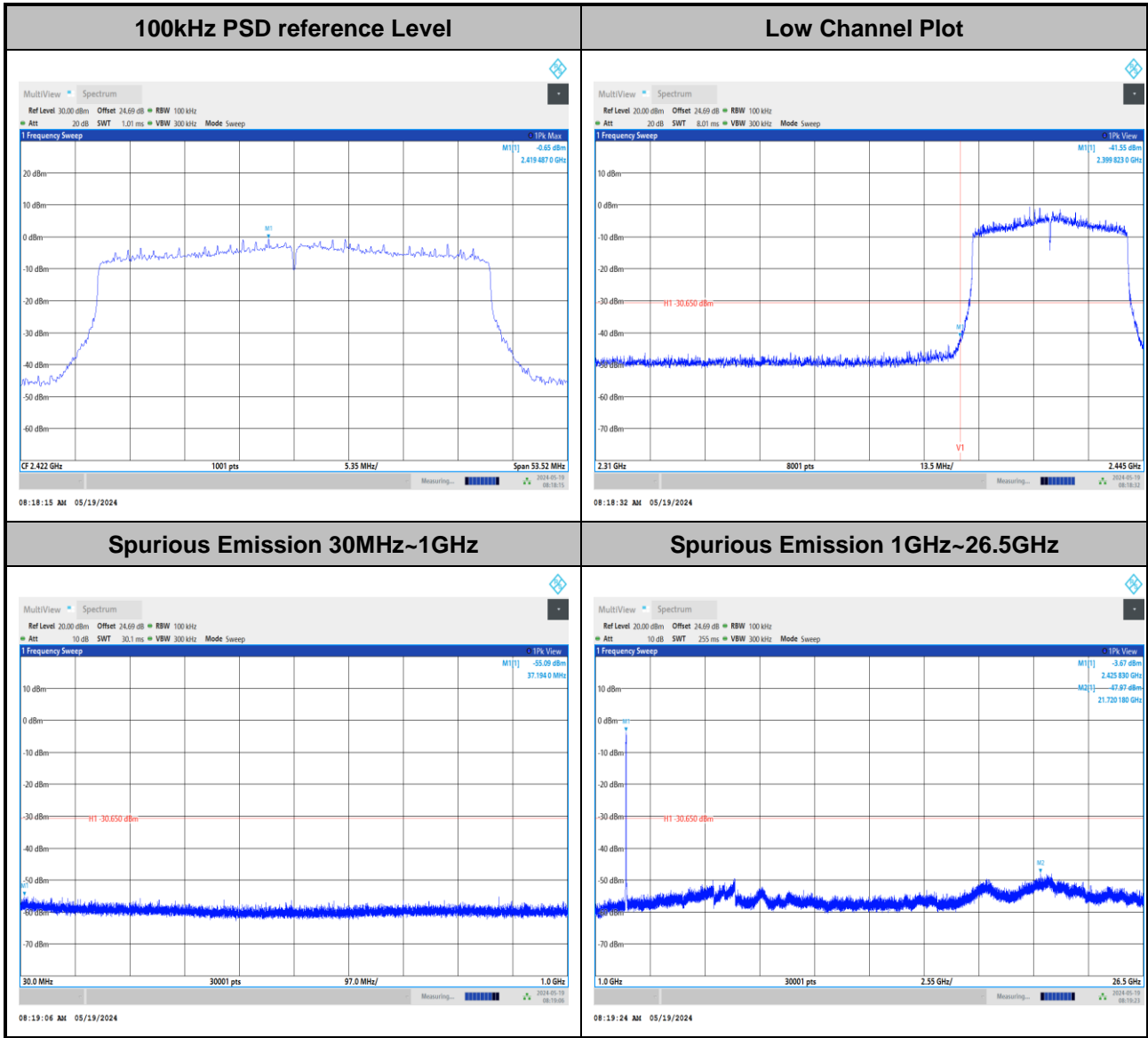


Test Mode :	802.11ax HE20_106RU	Test Channel :	11
-------------	---------------------	----------------	----



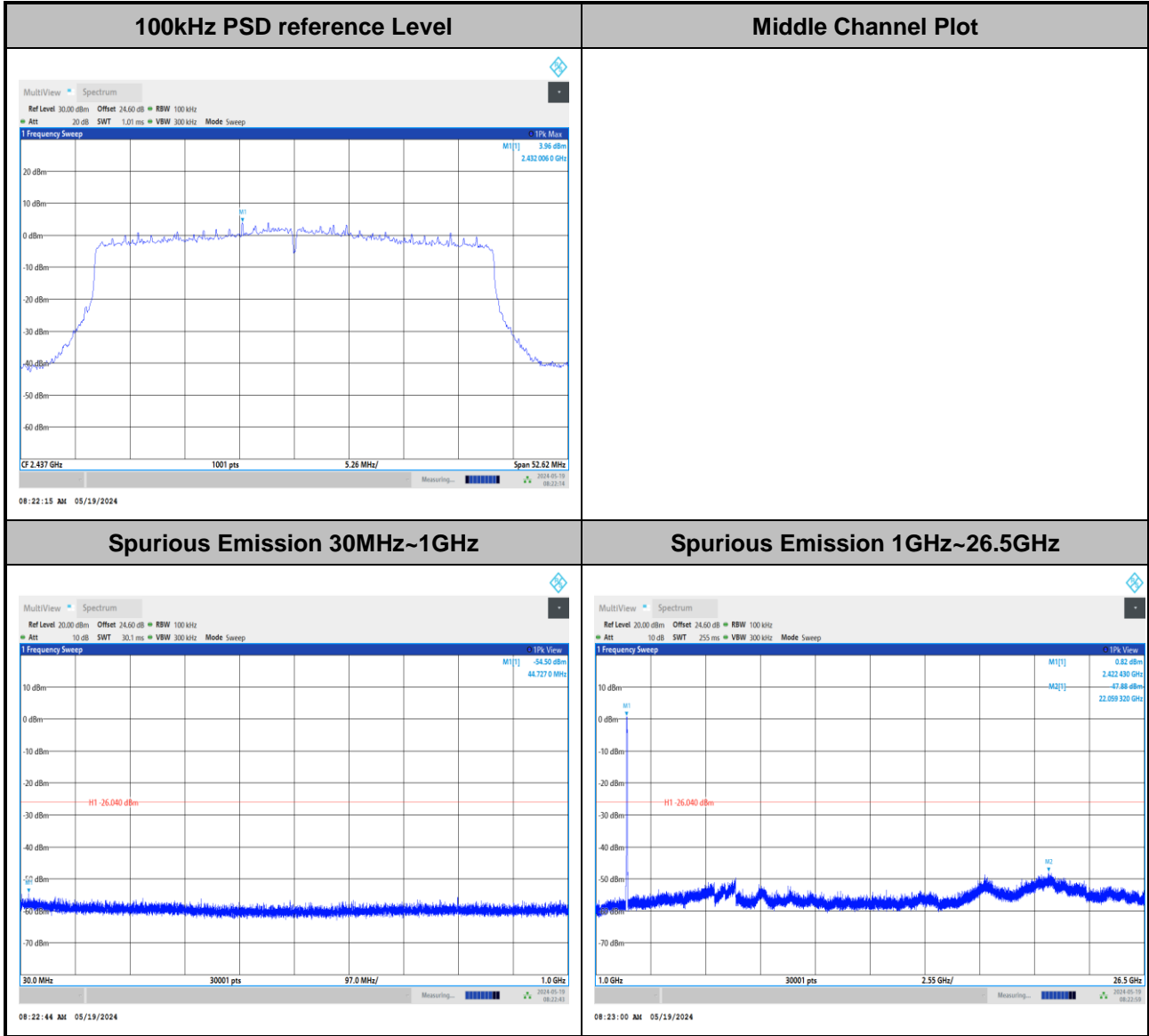


Test Mode :	802.11ax HE40_FullRU	Test Channel :	03
-------------	----------------------	----------------	----



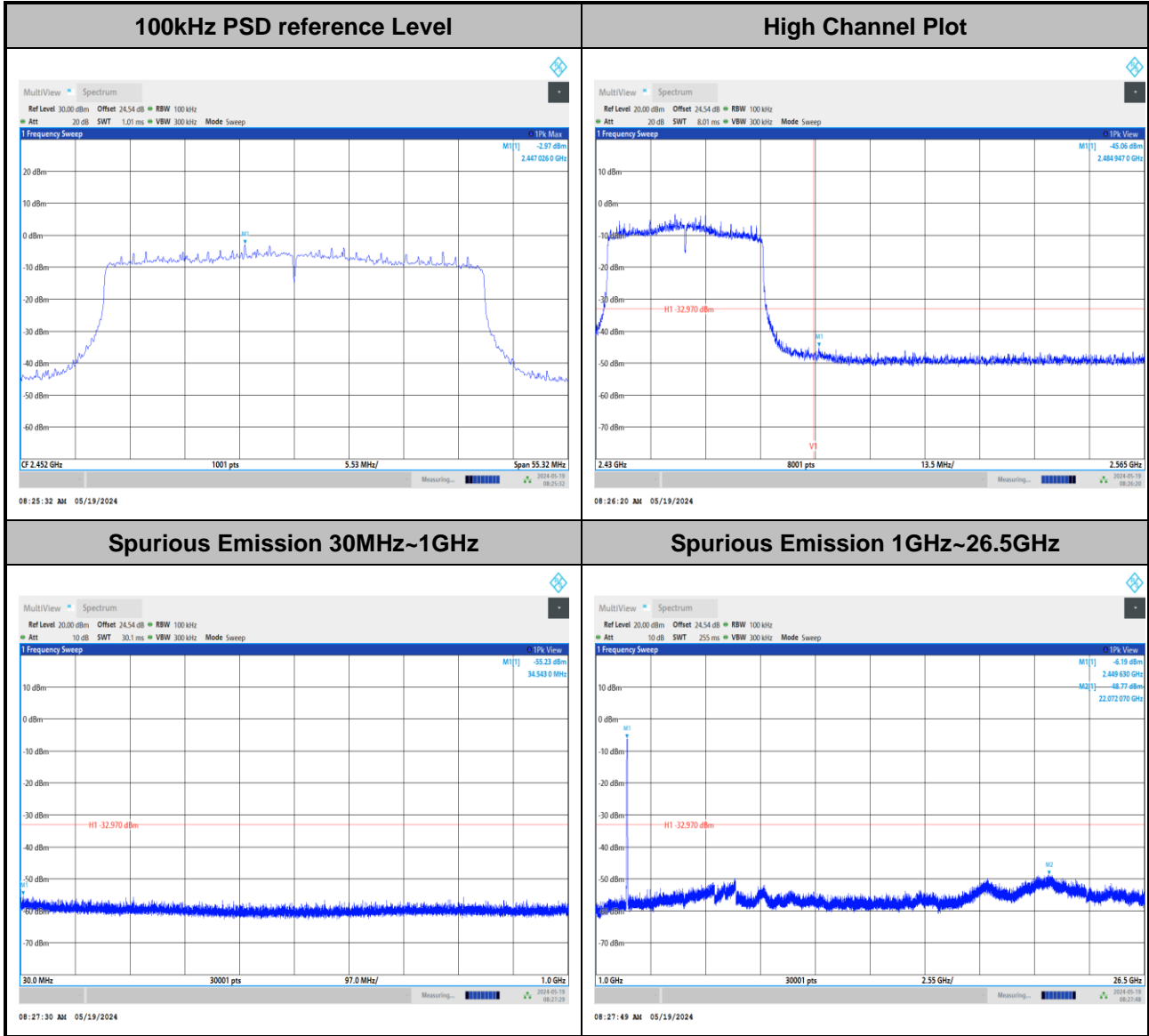


Test Mode :	802.11ax HE40_FullIRU	Test Channel :	06
-------------	-----------------------	----------------	----





Test Mode :	802.11ax HE40_FullIRU	Test Channel :	09
-------------	-----------------------	----------------	----





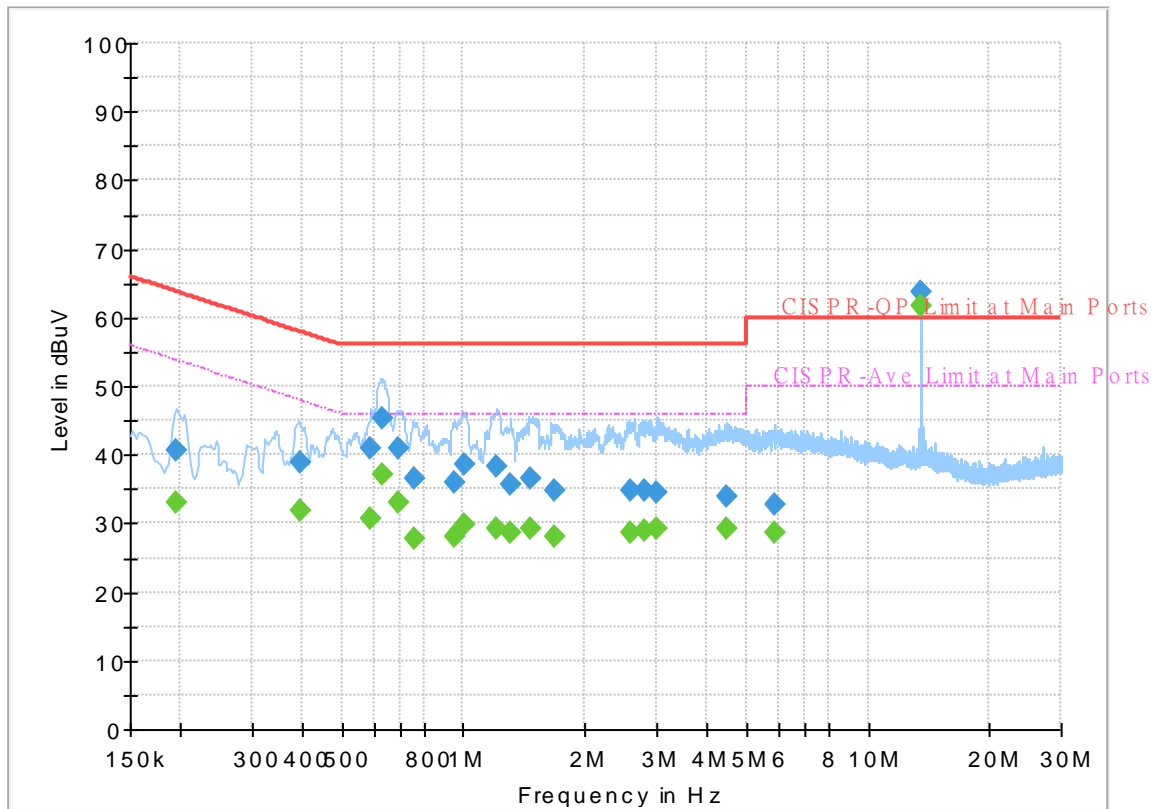
Appendix B. AC Conducted Emission Test Results

Test Engineer :	Calvin Wang	Temperature :	23~26°C
		Relative Humidity :	45~55%

Original

Report NO : 440146
 Test Mode : Mode 1
 Test Voltage : 120Vac/60Hz
 Phase : Line

Full Spectrum



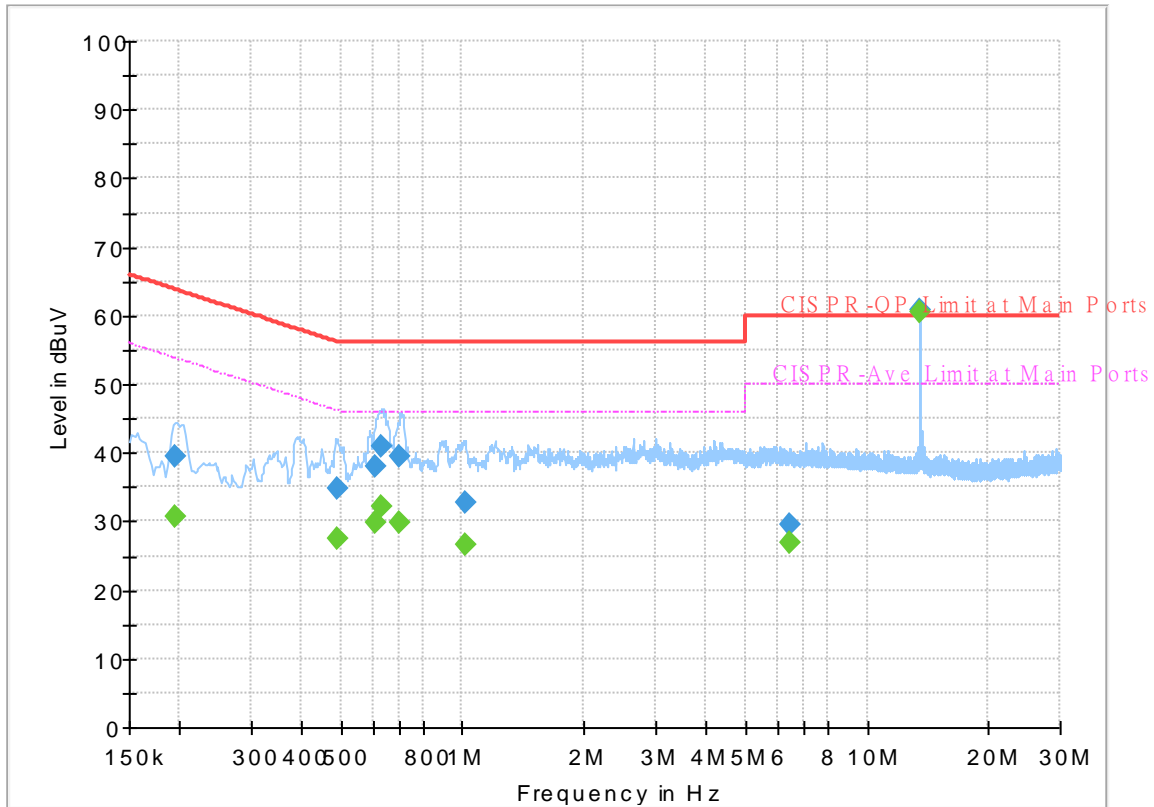
Final_Result

Frequency (MHz)	QuasiPeak (dBuV)	CAverage (dBuV)	Limit (dBuV)	Margin (dB)	Line	Filter	Corr. (dB)
0.195000	---	33.01	53.82	20.81	L1	OFF	19.8
0.195000	40.73	---	63.82	23.09	L1	OFF	19.8
0.393000	---	31.78	48.00	16.22	L1	OFF	19.8
0.393000	38.79	---	58.00	19.21	L1	OFF	19.8
0.588750	---	30.61	46.00	15.39	L1	OFF	19.8
0.588750	41.07	---	56.00	14.93	L1	OFF	19.8
0.627000	---	37.22	46.00	8.78	L1	OFF	19.8
0.627000	45.41	---	56.00	10.59	L1	OFF	19.8
0.690000	---	33.09	46.00	12.91	L1	OFF	19.8
0.690000	40.89	---	56.00	15.11	L1	OFF	19.8
0.759750	---	27.70	46.00	18.30	L1	OFF	19.8
0.759750	36.48	---	56.00	19.52	L1	OFF	19.8
0.951000	---	28.12	46.00	17.88	L1	OFF	19.8
0.951000	35.89	---	56.00	20.11	L1	OFF	19.8
1.009500	---	29.77	46.00	16.23	L1	OFF	19.8
1.009500	38.69	---	56.00	17.31	L1	OFF	19.8
1.209750	---	29.34	46.00	16.66	L1	OFF	19.8
1.209750	38.27	---	56.00	17.73	L1	OFF	19.8
1.304250	---	28.57	46.00	17.43	L1	OFF	19.9
1.304250	35.69	---	56.00	20.31	L1	OFF	19.9
1.473000	---	29.20	46.00	16.80	L1	OFF	19.9

1.473000	36.47	---	56.00	19.53	L1	OFF	19.9
1.680000	---	28.14	46.00	17.86	L1	OFF	19.9
1.680000	34.80	---	56.00	21.20	L1	OFF	19.9
2.602500	---	28.62	46.00	17.38	L1	OFF	19.9
2.602500	34.83	---	56.00	21.17	L1	OFF	19.9
2.802750	---	28.85	46.00	17.15	L1	OFF	19.9
2.802750	34.93	---	56.00	21.07	L1	OFF	19.9
3.005250	---	29.13	46.00	16.87	L1	OFF	19.9
3.005250	34.45	---	56.00	21.55	L1	OFF	19.9
4.456500	---	29.13	46.00	16.87	L1	OFF	20.0
4.456500	33.99	---	56.00	22.01	L1	OFF	20.0
5.905500	---	28.79	50.00	21.21	L1	OFF	20.1
5.905500	32.81	---	60.00	27.19	L1	OFF	20.1
13.560000	---	61.78	50.00	-11.78	L1	OFF	20.5
13.560000	63.63	---	60.00	-3.63	L1	OFF	20.5

Report NO : 440146
 Test Mode : Mode 1
 Test Voltage : 120Vac/60Hz
 Phase : Neutral

Full Spectrum



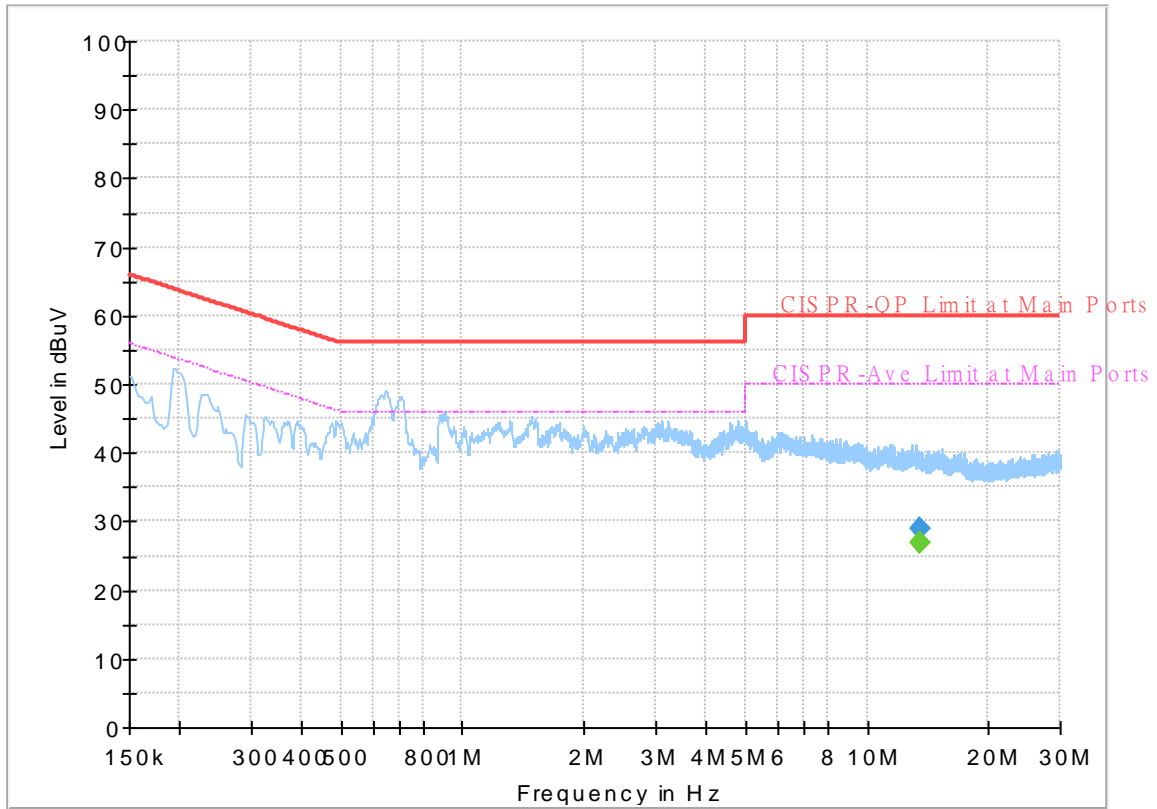
Final_Result

Frequency (MHz)	QuasiPeak (dBuV)	CAverage (dBuV)	Limit (dBuV)	Margin (dB)	Line	Filter	Corr. (dB)
0.195000	---	30.75	53.82	23.07	N	OFF	19.8
0.195000	39.40	---	63.82	24.42	N	OFF	19.8
0.489750	---	27.40	46.17	18.77	N	OFF	19.8
0.489750	34.78	---	56.17	21.39	N	OFF	19.8
0.609000	---	29.77	46.00	16.23	N	OFF	19.8
0.609000	38.09	---	56.00	17.91	N	OFF	19.8
0.633750	---	32.27	46.00	13.73	N	OFF	19.8
0.633750	40.86	---	56.00	15.14	N	OFF	19.8
0.701250	---	29.83	46.00	16.17	N	OFF	19.8
0.701250	39.33	---	56.00	16.67	N	OFF	19.8
1.014000	---	26.68	46.00	19.32	N	OFF	19.8
1.014000	32.77	---	56.00	23.23	N	OFF	19.8
6.441000	---	26.97	50.00	23.03	N	OFF	20.1
6.441000	29.48	---	60.00	30.52	N	OFF	20.1
13.560000	---	60.57	50.00	-10.57	N	OFF	20.5
13.560000	60.95	---	60.00	-0.95	N	OFF	20.5

Terminal

Report NO : 440146
 Test Mode : Mode 1
 Test Voltage : 120Vac/60Hz
 Phase : Line

Full Spectrum

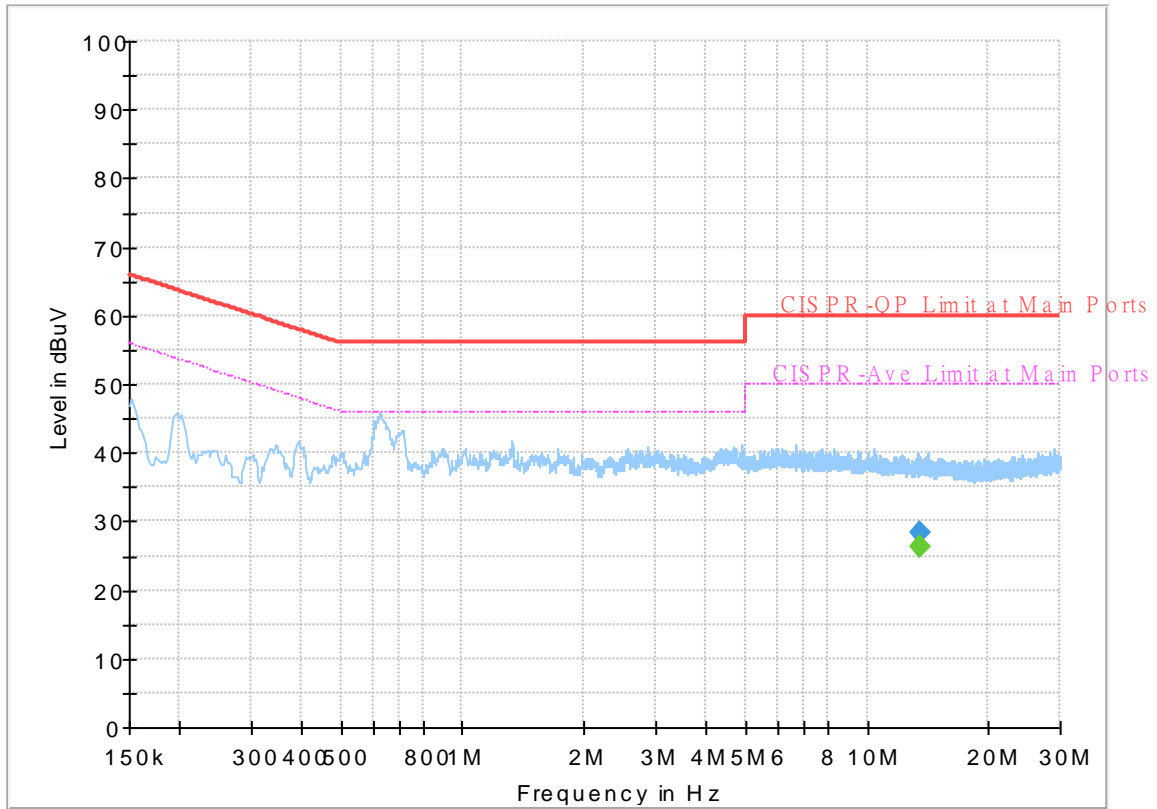


Final_Result

Frequency (MHz)	QuasiPeak (dBuV)	CAverage (dBuV)	Limit (dBuV)	Margin (dB)	Line	Filter	Corr. (dB)
13.560000	---	26.83	50.00	23.17	L1	OFF	20.5
13.560000	29.08	---	60.00	30.92	L1	OFF	20.5

Report NO : 440146
 Test Mode : Mode 1
 Test Voltage : 120Vac/60Hz
 Phase : Neutral

Full Spectrum



Final_Result

Frequency (MHz)	QuasiPeak (dBuV)	CAverage (dBuV)	Limit (dBuV)	Margin (dB)	Line	Filter	Corr. (dB)
13.560000	---	26.43	50.00	23.57	N	OFF	20.5
13.560000	28.43	---	60.00	31.57	N	OFF	20.5



Appendix C. Radiated Spurious Emission

Test Engineer :	Bill Chang, Gary Guo and Steven Wu	Temperature :	18.2~20.2°C
		Relative Humidity :	54.2~56.1%

<Sample 1>

**2.4GHz 2400~2483.5MHz
WIFI 802.11b (Band Edge @ 3m)**

WIFI Ant. 8+9	Note	Frequency (MHz)	Level (dBµV/m)	Margin (dB)	Limit Line (dBµV/m)	Read Level (dBµV)	Antenna Factor (dB/m)	Path Loss (dB)	Preamp Factor (dB)	Ant Pos (cm)	Table Pos (deg)	Peak Avg. (P/A)	Pol. (H/V)	
802.11b CH 01 2412MHz		2333.835	56.54	-17.46	74	41.86	27.1	17.51	29.93	114	354	P	H	
		2387.7	47.59	-6.41	54	32.61	27.28	17.61	29.91	114	354	A	H	
	*	2412	111.01	-	-	95.88	27.4	17.64	29.91	114	354	P	H	
	*	2412	107.86	-	-	92.73	27.4	17.64	29.91	114	354	A	H	
													H	
														H
			2385.705	56.06	-17.94	74	41.11	27.26	17.6	29.91	101	279	P	V
			2387.91	46	-8	54	31.02	27.28	17.61	29.91	101	279	A	V
	*		2412	97.8	-	-	82.67	27.4	17.64	29.91	101	279	P	V
	*		2412	94.45	-	-	79.32	27.4	17.64	29.91	101	279	A	V
														V
														V
802.11b CH 06 2437MHz		2320.5	55.13	-18.87	74	40.47	27.1	17.49	29.93	113	318	P	H	
		2389.8	44.87	-9.13	54	29.87	27.3	17.61	29.91	113	318	A	H	
	*	2437	112.75	-	-	97.43	27.57	17.65	29.9	113	318	P	H	
	*	2437	109.8	-	-	94.48	27.57	17.65	29.9	113	318	A	H	
			2487.75	55.66	-18.34	74	40.16	27.7	17.68	29.88	113	318	P	H
			2485.79	45.61	-8.39	54	30.11	27.7	17.68	29.88	113	318	A	H
			2384.34	55.25	-18.75	74	40.32	27.24	17.6	29.91	100	286	P	V
			2389.8	44.77	-9.23	54	29.77	27.3	17.61	29.91	100	286	A	V
	*		2437	108.13	-	-	92.81	27.57	17.65	29.9	100	286	P	V
	*		2437	105.21	-	-	89.89	27.57	17.65	29.9	100	286	A	V
			2496.43	56.31	-17.69	74	40.81	27.7	17.68	29.88	100	286	P	V
			2484.88	45.35	-8.65	54	29.85	27.7	17.68	29.88	100	286	A	V



WIFI Ant. 8+9	Note	Frequency (MHz)	Level (dBμV/m)	Margin (dB)	Limit Line (dBμV/m)	Read Level (dBμV)	Antenna Factor (dB/m)	Path Loss (dB)	Preamp Factor (dB)	Ant Pos (cm)	Table Pos (deg)	Peak Avg. (P/A)	Pol. (H/V)
802.11b CH 11 2462MHz	*	2462	111.97	-	-	96.68	27.52	17.66	29.89	100	298	P	H
	*	2462	108.81	-	-	93.52	27.52	17.66	29.89	100	298	A	H
		2485.04	58.52	-15.48	74	43.02	27.7	17.68	29.88	100	298	P	H
		2487.04	49.94	-4.06	54	34.44	27.7	17.68	29.88	100	298	A	H
													H
													H
	*	2462	104.34	-	-	89.05	27.52	17.66	29.89	100	269	P	V
	*	2460	101.23	-	-	85.96	27.5	17.66	29.89	100	269	A	V
		2494.52	56.36	-17.64	74	40.86	27.7	17.68	29.88	100	269	P	V
		2486.92	47.23	-6.77	54	31.73	27.7	17.68	29.88	100	269	A	V
													V
													V
Remark	1. No other spurious found. 2. All results are PASS against Peak and Average limit line.												



2.4GHz 2400~2483.5MHz
WIFI 802.11b (Harmonic @ 3m)

WIFI Ant. 8+9	Note	Frequency (MHz)	Level (dBμV/m)	Margin (dB)	Limit Line (dBμV/m)	Read Level (dBμV)	Antenna Factor (dB/m)	Path Loss (dB)	Preamp Factor (dB)	Ant Pos (cm)	Table Pos (deg)	Peak Avg. (P/A)	Pol. (H/V)	
802.11b CH 01 2412MHz		4824	39.7	-34.3	74	62.26	32.4	11.17	66.13	-	-	P	H	
													H	
													H	
													H	
													H	
													H	
													H	
													H	
													H	
													H	
													H	
													H	
													H	
			4824	45.66	-28.34	74	68.22	32.4	11.17	66.13	108	253	P	V
			4824	41.56	-12.44	54	64.12	32.4	11.17	66.13	108	253	A	V
														V
														V
														V
														V
														V
													V	
													V	
													V	



WIFI Ant. 8+9	Note	Frequency (MHz)	Level (dBμV/m)	Margin (dB)	Limit Line (dBμV/m)	Read Level (dBμV)	Antenna Factor (dB/m)	Path Loss (dB)	Preamp Factor (dB)	Ant Pos (cm)	Table Pos (deg)	Peak Avg. (P/A)	Pol. (H/V)
802.11b CH 06 2437MHz		4874	41.11	-32.89	74	63.24	32.6	11.3	66.03	-	-	P	H
		7311	45.29	-28.71	74	60.11	36.83	13.8	65.45	-	-	P	H
													H
													H
													H
													H
													H
													H
													H
													H
													H
													H
													H
													H
													H
													H
													H
													H
													H
			4874	40.92	-33.08	74	63.05	32.6	11.3	66.03	-	-	P
		7311	44.8	-29.2	74	59.62	36.83	13.8	65.45	-	-	P	V
													V
													V
													V
													V
													V
													V
													V
													V
													V
													V
													V
													V
													V
													V



WiFi Ant. 8+9	Note	Frequency (MHz)	Level (dBμV/m)	Margin (dB)	Limit Line (dBμV/m)	Read Level (dBμV)	Antenna Factor (dB/m)	Path Loss (dB)	Preamp Factor (dB)	Ant Pos (cm)	Table Pos (deg)	Peak Avg. (P/A)	Pol. (H/V)	
802.11b CH 11 2462MHz		4920	41.2	-32.8	74	62.9	32.82	11.43	65.95	-	-	P	H	
		7386	44.35	-29.65	74	59.53	36.46	13.82	65.46	-	-	P	H	
													H	
													H	
													H	
													H	
													H	
													H	
													H	
													H	
													H	
			4920	45.86	-28.14	74	67.56	32.82	11.43	65.95	100	258	P	V
			4920	40.8	-13.2	54	62.5	32.82	11.43	65.95	100	258	A	V
			7386	44.21	-29.79	74	59.39	36.46	13.82	65.46	-	-	P	V
														V
														V
														V
														V
														V
														V
													V	
Remark	<ol style="list-style-type: none"> No other spurious found. All results are PASS against Peak and Average limit line. The emission position marked as "-" means no suspected emission found with sufficient margin against limit line or noise floor only. 													



**2.4GHz 2400~2483.5MHz
WIFI 802.11g (Band Edge @ 3m)**

WIFI Ant. 8+9	Note	Frequency (MHz)	Level (dBμV/m)	Margin (dB)	Limit Line (dBμV/m)	Read Level (dBμV)	Antenna Factor (dB/m)	Path Loss (dB)	Preamp Factor (dB)	Ant Pos (cm)	Table Pos (deg)	Peak Avg. (P/A)	Pol. (H/V)	
802.11g CH 01 2412MHz		2389.8	58.65	-15.35	74	43.65	27.3	17.61	29.91	100	298	P	H	
		2389.8	48.26	-5.74	54	33.26	27.3	17.61	29.91	100	298	A	H	
	*	2412	113.64	-	-	98.51	27.4	17.64	29.91	100	298	P	H	
	*	2412	106.25	-	-	91.12	27.4	17.64	29.91	100	298	A	H	
													H	
														H
			2366.595	56.73	-17.27	74	41.88	27.2	17.57	29.92	100	261	P	V
			2389.485	46.06	-7.94	54	31.07	27.29	17.61	29.91	100	261	A	V
	*		2412	106.79	-	-	91.66	27.4	17.64	29.91	100	261	P	V
	*		2412	99.78	-	-	84.65	27.4	17.64	29.91	100	261	A	V
														V
														V
802.11g CH 06 2437MHz		2379.3	55.6	-18.4	74	40.73	27.2	17.59	29.92	100	306	P	H	
		2389.94	45.52	-8.48	54	30.52	27.3	17.61	29.91	100	306	A	H	
	*	2437	114.97	-	-	99.65	27.57	17.65	29.9	100	306	P	H	
	*	2437	107.49	-	-	92.17	27.57	17.65	29.9	100	306	A	H	
			2484.81	56.69	-17.31	74	41.19	27.7	17.68	29.88	100	306	P	H
			2483.9	46.1	-7.9	54	30.6	27.7	17.68	29.88	100	306	A	H
			2356.76	55.62	-18.38	74	40.82	27.17	17.55	29.92	399	95	P	V
			2389.8	44.96	-9.04	54	29.96	27.3	17.61	29.91	399	95	A	V
	*		2437	101.95	-	-	86.63	27.57	17.65	29.9	399	95	P	V
	*		2437	94.73	-	-	79.41	27.57	17.65	29.9	399	95	A	V
			2488.8	57.01	-16.99	74	41.51	27.7	17.68	29.88	399	95	P	V
			2487.33	45.54	-8.46	54	30.04	27.7	17.68	29.88	399	95	A	V



WIFI Ant. 8+9	Note	Frequency (MHz)	Level (dBμV/m)	Margin (dB)	Limit Line (dBμV/m)	Read Level (dBμV)	Antenna Factor (dB/m)	Path Loss (dB)	Preamp Factor (dB)	Ant Pos (cm)	Table Pos (deg)	Peak Avg. (P/A)	Pol. (H/V)
802.11g CH 11 2462MHz	*	2462	111.57	-	-	96.28	27.52	17.66	29.89	108	309	P	H
	*	2462	103.81	-	-	88.52	27.52	17.66	29.89	108	309	A	H
		2483.56	59.39	-14.61	74	43.89	27.7	17.68	29.88	108	309	P	H
		2483.52	48.62	-5.38	54	33.12	27.7	17.68	29.88	108	309	A	H
													H
													H
	*	2462	106.34	-	-	91.05	27.52	17.66	29.89	100	258	P	V
	*	2462	99.11	-	-	83.82	27.52	17.66	29.89	100	258	A	V
		2485.56	56.5	-17.5	74	41	27.7	17.68	29.88	100	258	P	V
		2483.52	46.71	-7.29	54	31.21	27.7	17.68	29.88	100	258	A	V
													V
													V
Remark	1. No other spurious found. 2. All results are PASS against Peak and Average limit line.												



2.4GHz 2400~2483.5MHz
WIFI 802.11g (Harmonic @ 3m)

WIFI Ant. 8+9	Note	Frequency (MHz)	Level (dBμV/m)	Margin (dB)	Limit Line (dBμV/m)	Read Level (dBμV)	Antenna Factor (dB/m)	Path Loss (dB)	Preamp Factor (dB)	Ant Pos (cm)	Table Pos (deg)	Peak Avg. (P/A)	Pol. (H/V)
802.11g CH 01 2412MHz		4824	40.72	-33.28	74	63.28	32.4	11.17	66.13	-	-	P	H
													H
													H
													H
													H
													H
													H
													H
													H
													H
													H
													H
													H
													H
													H
													H
													H
													H
													H
			4824	39.74	-34.26	74	62.3	32.4	11.17	66.13	-	-	P
													V
													V
													V
													V
													V
													V
													V
													V
													V
													V
													V
													V
													V
													V



WIFI Ant. 8+9	Note	Frequency (MHz)	Level (dBμV/m)	Margin (dB)	Limit Line (dBμV/m)	Read Level (dBμV)	Antenna Factor (dB/m)	Path Loss (dB)	Preamp Factor (dB)	Ant Pos (cm)	Table Pos (deg)	Peak Avg. (P/A)	Pol. (H/V)	
802.11g CH 06 2437MHz		4874	39.61	-34.39	74	61.74	32.6	11.3	66.03	-	-	P	H	
		7311	44.54	-29.46	74	59.36	36.83	13.8	65.45	-	-	P	H	
													H	
													H	
													H	
													H	
													H	
													H	
													H	
													H	
													H	
													H	
													H	
			4874	42.76	-31.24	74	64.89	32.6	11.3	66.03	100	257	P	V
			4874	32.51	-21.49	54	54.64	32.6	11.3	66.03	100	257	A	V
			7311	47	-27	74	61.82	36.83	13.8	65.45	100	237	P	V
			7311	36.2	-17.8	54	51.02	36.83	13.8	65.45	100	237	A	V
														V
													V	
													V	
													V	
													V	
													V	
													V	



WiFi Ant. 8+9	Note	Frequency (MHz)	Level (dBμV/m)	Margin (dB)	Limit Line (dBμV/m)	Read Level (dBμV)	Antenna Factor (dB/m)	Path Loss (dB)	Preamp Factor (dB)	Ant Pos (cm)	Table Pos (deg)	Peak Avg. (P/A)	Pol. (H/V)
802.11g CH 11 2462MHz		4924	40.15	-33.85	74	61.81	32.84	11.44	65.94	-	-	P	H
		7386	43.73	-30.27	74	58.91	36.46	13.82	65.46	-	-	P	H
													H
													H
													H
													H
													H
													H
													H
													H
													H
													H
													H
													H
													H
													H
													H
													H
													H
			4924	40.38	-33.62	74	62.04	32.84	11.44	65.94	-	-	P
		7386	43.97	-30.03	74	59.15	36.46	13.82	65.46	-	-	P	V
													V
													V
													V
													V
													V
													V
													V
													V
													V
													V
													V
													V
													V
													V
Remark	<ol style="list-style-type: none"> No other spurious found. All results are PASS against Peak and Average limit line. The emission position marked as "-" means no suspected emission found with sufficient margin against limit line or noise floor only. 												



2.4GHz 2400~2483.5MHz
WIFI 802.11ax HE20 Full (Band Edge @ 3m)

WIFI Ant. 8+9	Note	Frequency (MHz)	Level (dBμV/m)	Margin (dB)	Limit Line (dBμV/m)	Read Level (dBμV)	Antenna Factor (dB/m)	Path Loss (dB)	Preamp Factor (dB)	Ant Pos (cm)	Table Pos (deg)	Peak Avg. (P/A)	Pol. (H/V)	
802.11ax HE20 Full CH 01 2412MHz		2390	59.11	-14.89	74	44.11	27.3	17.61	29.91	101	293	P	H	
		2390	49.19	-4.81	54	34.19	27.3	17.61	29.91	101	293	A	H	
	*	2412	113.37	-	-	98.24	27.4	17.64	29.91	101	293	P	H	
	*	2412	104.69	-	-	89.56	27.4	17.64	29.91	101	293	A	H	
													H	
														H
			2388.96	56.62	-17.38	74	41.63	27.29	17.61	29.91	100	269	P	V
			2390	46.2	-7.8	54	31.2	27.3	17.61	29.91	100	269	A	V
		*	2412	108.21	-	-	93.08	27.4	17.64	29.91	100	269	P	V
		*	2412	98.95	-	-	83.82	27.4	17.64	29.91	100	269	A	V
													V	
													V	
802.11ax HE20 Full CH 06 2437MHz		2370.2	55.76	-18.24	74	40.9	27.2	17.58	29.92	100	309	P	H	
		2389.94	45.3	-8.7	54	30.3	27.3	17.61	29.91	100	309	A	H	
	*	2437	114.52	-	-	99.2	27.57	17.65	29.9	100	309	P	H	
	*	2437	106.09	-	-	90.77	27.57	17.65	29.9	100	309	A	H	
			2487.47	55.79	-18.21	74	40.29	27.7	17.68	29.88	100	309	P	H
			2483.5	45.81	-8.19	54	30.31	27.7	17.68	29.88	100	309	A	H
			2364.6	55.53	-18.47	74	40.68	27.2	17.57	29.92	100	271	P	V
			2389.8	44.91	-9.09	54	29.91	27.3	17.61	29.91	100	271	A	V
		*	2440	109.78	-	-	94.43	27.6	17.65	29.9	100	271	P	V
		*	2438	102.21	-	-	86.88	27.58	17.65	29.9	100	271	A	V
		2498.74	56.5	-17.5	74	41	27.7	17.68	29.88	100	271	P	V	
		2484.74	45.55	-8.45	54	30.05	27.7	17.68	29.88	100	271	A	V	



WIFI Ant. 8+9	Note	Frequency (MHz)	Level (dBμV/m)	Margin (dB)	Limit Line (dBμV/m)	Read Level (dBμV)	Antenna Factor (dB/m)	Path Loss (dB)	Preamp Factor (dB)	Ant Pos (cm)	Table Pos (deg)	Peak Avg. (P/A)	Pol. (H/V)
802.11ax HE20 Full CH 11 2462MHz	*	2462	112.39	-	-	97.1	27.52	17.66	29.89	121	299	P	H
	*	2462	103.86	-	-	88.57	27.52	17.66	29.89	121	299	A	H
		2483.64	61.16	-12.84	74	45.66	27.7	17.68	29.88	121	299	P	H
		2483.56	50.76	-3.24	54	35.26	27.7	17.68	29.88	121	299	A	H
													H
													H
	*	2462	107.84	-	-	92.55	27.52	17.66	29.89	102	272	P	V
	*	2462	99.07	-	-	83.78	27.52	17.66	29.89	102	272	A	V
		2485.04	58.82	-15.18	74	43.32	27.7	17.68	29.88	102	272	P	V
		2483.52	48.2	-5.8	54	32.7	27.7	17.68	29.88	102	272	A	V
												V	
												V	
Remark	1. No other spurious found. 2. All results are PASS against Peak and Average limit line.												



2.4GHz 2400~2483.5MHz

WIFI 802.11 ax HE20 Full (Harmonic @ 3m)

WIFI Ant. 8+9	Note	Frequency (MHz)	Level (dBμV/m)	Margin (dB)	Limit Line (dBμV/m)	Read Level (dBμV)	Antenna Factor (dB/m)	Path Loss (dB)	Preamp Factor (dB)	Ant Pos (cm)	Table Pos (deg)	Peak Avg. (P/A)	Pol. (H/V)
802.11ax HE20 Full CH 01 2412MHz		4824	39.36	-34.64	74	61.92	32.4	11.17	66.13	-	-	P	H
													H
													H
													H
													H
													H
													H
													H
													H
													H
													H
													H
													H
													H
													H
													H
													H
													H
			4824	39.35	-34.65	74	61.91	32.4	11.17	66.13	-	-	P
													V
													V
													V
													V
													V
													V
													V
													V
													V
													V
													V
													V
													V
													V



WIFI Ant. 8+9	Note	Frequency (MHz)	Level (dBμV/m)	Margin (dB)	Limit Line (dBμV/m)	Read Level (dBμV)	Antenna Factor (dB/m)	Path Loss (dB)	Preamp Factor (dB)	Ant Pos (cm)	Table Pos (deg)	Peak Avg. (P/A)	Pol. (H/V)
802.11ax HE20 Full CH 06 2437MHz		4874	40.59	-33.41	74	62.72	32.6	11.3	66.03	-	-	P	H
		7311	46.46	-27.54	74	61.28	36.83	13.8	65.45	-	-	P	H
													H
													H
													H
													H
													H
													H
													H
													H
													H
													H
													H
													H
													H
													H
													H
													H
													H
			4874	40.56	-33.44	74	62.69	32.6	11.3	66.03	-	-	P
		7311	45.06	-28.94	74	59.88	36.83	13.8	65.45	-	-	P	V
													V
													V
													V
													V
													V
													V
													V
													V
													V
													V
													V
													V
													V
													V
													V



WiFi Ant. 8+9	Note	Frequency (MHz)	Level (dBμV/m)	Margin (dB)	Limit Line (dBμV/m)	Read Level (dBμV)	Antenna Factor (dB/m)	Path Loss (dB)	Preamp Factor (dB)	Ant Pos (cm)	Table Pos (deg)	Peak Avg. (P/A)	Pol. (H/V)	
802.11ax HE20 Full CH 11 2462MHz		4924	40.74	-33.26	74	62.4	32.84	11.44	65.94	-	-	P	H	
		7386	43.84	-30.16	74	59.02	36.46	13.82	65.46	-	-	P	H	
													H	
													H	
													H	
													H	
													H	
													H	
													H	
													H	
													H	
													H	
													H	
													H	
													H	
													H	
													H	
													H	
			4924	40.83	-33.17	74	62.49	32.84	11.44	65.94	-	-	P	V
			7386	43.68	-30.32	74	58.86	36.46	13.82	65.46	-	-	P	V
													V	
													V	
													V	
													V	
													V	
													V	
													V	
													V	
													V	
													V	
													V	
													V	
Remark	<ol style="list-style-type: none"> No other spurious found. All results are PASS against Peak and Average limit line. The emission position marked as "-" means no suspected emission found with sufficient margin against limit line or noise floor only. 													



2.4GHz 2400~2483.5MHz

WIFI 802.11ax HE20 Partial 26 (Band Edge @ 3m)

WIFI Ant. 8+9	Note	Frequency (MHz)	Level (dBμV/m)	Margin (dB)	Limit Line (dBμV/m)	Read Level (dBμV)	Antenna Factor (dB/m)	Path Loss (dB)	Preamp Factor (dB)	Ant Pos (cm)	Table Pos (deg)	Peak Avg. (P/A)	Pol. (H/V)	
802.11ax HE20 Partial 26/0 CH 01 2412MHz		2388.54	67.87	-6.13	74	52.88	27.29	17.61	29.91	100	297	P	H	
		2390.01	45.92	-104.08	150	30.92	27.3	17.61	29.91	100	297	A	H	
	*	2412	117.19	-	-	102.06	27.4	17.64	29.91	100	297	P	H	
	*	2412	105.39	-	-	90.26	27.4	17.64	29.91	100	297	A	H	
													H	
														H
			2389.905	67.77	-6.23	74	52.77	27.3	17.61	29.91	100	196	P	V
			2389.905	45.05	-8.95	54	30.05	27.3	17.61	29.91	100	196	A	V
		*	2412	115.53	-	-	100.4	27.4	17.64	29.91	100	196	P	V
		*	2412	106.14	-	-	91.01	27.4	17.64	29.91	100	196	A	V
													V	
													V	
802.11ax HE20 Partial 26/8 CH 11 2462MHz	*	2462	121.31	-	-	106.02	27.52	17.66	29.89	108	297	P	H	
	*	2462	110.69	-	-	95.4	27.52	17.66	29.89	108	297	A	H	
		2483.5	63.96	-10.04	74	48.46	27.7	17.68	29.88	108	297	P	H	
		2484.6	45.74	-8.26	54	30.24	27.7	17.68	29.88	108	297	A	H	
													H	
														H
		*	2462	118.27	-	-	102.98	27.52	17.66	29.89	259	178	P	V
		*	2462	108.15	-	-	92.86	27.52	17.66	29.89	259	178	A	V
			2484.48	59.7	-14.3	74	44.2	27.7	17.68	29.88	259	178	P	V
			2483.6	45.3	-8.7	54	29.8	27.7	17.68	29.88	259	178	A	V
													V	
													V	
Remark	1. No other spurious found. 2. All results are PASS against Peak and Average limit line.													



2.4GHz 2400~2483.5MHz

WIFI 802.11ax HE20 Partial 52 (Band Edge @ 3m)

WIFI Ant. 8+9	Note	Frequency (MHz)	Level (dBμV/m)	Margin (dB)	Limit Line (dBμV/m)	Read Level (dBμV)	Antenna Factor (dB/m)	Path Loss (dB)	Preamp Factor (dB)	Ant Pos (cm)	Table Pos (deg)	Peak Avg. (P/A)	Pol. (H/V)	
802.11ax HE20 Partial 52/37 CH 01 2412MHz		2389.905	69.09	-4.91	74	54.09	27.3	17.61	29.91	100	235	P	H	
		2390	48.97	-5.03	54	33.97	27.3	17.61	29.91	100	235	A	H	
	*	2412	114.42	-	-	99.29	27.4	17.64	29.91	100	235	P	H	
	*	2412	107.42	-	-	92.29	27.4	17.64	29.91	100	235	A	H	
													H	
														H
			2390	67.76	-6.24	74	52.76	27.3	17.61	29.91	331	360	P	V
			2390	44.88	-9.12	54	29.88	27.3	17.61	29.91	331	360	A	V
	*		2412	110.13	-	-	95	27.4	17.64	29.91	331	360	P	V
	*		2412	102.27	-	-	87.14	27.4	17.64	29.91	331	360	A	V
													V	
													V	
802.11ax HE20 Partial 52/40 CH 11 2462MHz		2462	117.74	43.74	74	102.45	27.52	7.74	29.89	100	298	P	H	
		2462	108.58	54.58	54	93.29	27.52	7.74	29.89	100	298	A	H	
		2483.6	65.18	-8.82	74	49.68	27.7	7.76	29.88	100	298	P	H	
		2483.72	46.3	-7.7	54	30.8	27.7	7.76	29.88	100	298	A	H	
													H	
													H	
			2462	112.87	38.87	74	97.58	27.52	7.74	29.89	100	270	P	V
			2462	103.68	49.68	54	88.39	27.52	7.74	29.89	100	270	A	V
			2483.88	61.23	-12.77	74	45.73	27.7	7.76	29.88	100	270	P	V
			2483.68	45.63	-8.37	54	30.13	27.7	7.76	29.88	100	270	A	V
													V	
													V	
Remark	1. No other spurious found. 2. All results are PASS against Peak and Average limit line.													



**2.4GHz 2400~2483.5MHz
WIFI 802.11ax HE20 Partial 106 (Band Edge @ 3m)**

WIFI Ant. 8+9	Note	Frequency (MHz)	Level (dBμV/m)	Margin (dB)	Limit Line (dBμV/m)	Read Level (dBμV)	Antenna Factor (dB/m)	Path Loss (dB)	Preamp Factor (dB)	Ant Pos (cm)	Table Pos (deg)	Peak Avg. (P/A)	Pol. (H/V)	
802.11ax HE20 Partial 106/53 CH 01 2412MHz		2388.54	69.08	-4.92	74	54.09	27.29	17.61	29.91	111	296	P	H	
		2390	46.83	-7.17	54	31.83	27.3	17.61	29.91	111	296	A	H	
	*	2412	116.23	-	-	101.1	27.4	17.64	29.91	111	296	P	H	
	*	2412	107.2	-	-	92.07	27.4	17.64	29.91	111	296	A	H	
													H	
														H
			2389.905	65.04	-8.96	74	50.04	27.3	17.61	29.91	323	156	P	V
			2390	45.88	-8.12	54	30.88	27.3	17.61	29.91	323	156	A	V
	*		2408	112.86	-	-	97.74	27.4	17.63	29.91	323	156	P	V
	*		2408	103.89	-	-	88.77	27.4	17.63	29.91	323	156	A	V
													V	
													V	
802.11ax HE20 Partial 106/54 CH 11 2462MHz	*	2462	114	-	-	98.71	27.52	17.66	29.89	100	297	P	H	
	*	2462	104.52	-	-	89.23	27.52	17.66	29.89	100	297	A	H	
			2484.24	69.44	-4.56	74	53.94	27.7	17.68	29.88	100	297	P	H
			2483.56	46.2	-7.8	54	30.7	27.7	17.68	29.88	100	297	A	H
														H
														H
	*		2462	108.32	-	-	93.03	27.52	17.66	29.89	100	258	P	V
	*		2462	99.09	-	-	83.8	27.52	17.66	29.89	100	258	A	V
			2483.88	65.57	-8.43	74	50.07	27.7	17.68	29.88	100	258	P	V
			2483.52	45.61	-8.39	54	30.11	27.7	17.68	29.88	100	258	A	V
													V	
													V	
Remark	1. No other spurious found. 2. All results are PASS against Peak and Average limit line.													



2.4GHz 2400~2483.5MHz
WIFI 802.11ax HE40 Full (Band Edge @ 3m)

WIFI Ant. 8+9	Note	Frequency (MHz)	Level (dBμV/m)	Margin (dB)	Limit Line (dBμV/m)	Read Level (dBμV)	Antenna Factor (dB/m)	Path Loss (dB)	Preamp Factor (dB)	Ant Pos (cm)	Table Pos (deg)	Peak Avg. (P/A)	Pol. (H/V)
802.11ax HE40 Full CH 03 2422MHz		2389.65	58.48	-15.52	74	43.48	27.3	17.61	29.91	100	293	P	H
		2389.95	49.07	-4.93	54	34.07	27.3	17.61	29.91	100	293	A	H
	*	2422	107.26	-	-	92.1	27.42	17.64	29.9	100	293	P	H
	*	2422	99.52	-	-	84.36	27.42	17.64	29.9	100	293	A	H
		2497.12	55.99	-18.01	74	40.49	27.7	17.68	29.88	100	293	P	H
		2485.96	45.85	-8.15	54	30.35	27.7	17.68	29.88	100	293	A	H
		2389.65	56.17	-17.83	74	41.17	27.3	17.61	29.91	100	269	P	V
		2389.95	46.36	-7.64	54	31.36	27.3	17.61	29.91	100	269	A	V
	*	2422	102.53	-	-	87.37	27.42	17.64	29.9	100	269	P	V
	*	2422	94.92	-	-	79.76	27.42	17.64	29.9	100	269	A	V
		2491.54	55.94	-18.06	74	40.44	27.7	17.68	29.88	100	269	P	V
		2485.33	45.6	-8.4	54	30.1	27.7	17.68	29.88	100	269	A	V
802.11ax HE40 Full CH 06 2437MHz		2389.05	57.35	-16.65	74	42.36	27.29	17.61	29.91	107	306	P	H
		2389.95	48.26	-5.74	54	33.26	27.3	17.61	29.91	107	306	A	H
	*	2437	111.3	-	-	95.98	27.57	17.65	29.9	107	306	P	H
	*	2437	103.77	-	-	88.45	27.57	17.65	29.9	107	306	A	H
		2483.89	59.45	-14.55	74	43.95	27.7	17.68	29.88	107	306	P	H
		2483.53	49.27	-4.73	54	33.77	27.7	17.68	29.88	107	306	A	H
		2389.35	56.33	-17.67	74	41.34	27.29	17.61	29.91	100	272	P	V
		2389.95	46.1	-7.9	54	31.1	27.3	17.61	29.91	100	272	A	V
	*	2437	106.96	-	-	91.64	27.57	17.65	29.9	100	272	P	V
	*	2437	99.01	-	-	83.69	27.57	17.65	29.9	100	272	A	V
		2486.95	56.76	-17.24	74	41.26	27.7	17.68	29.88	100	272	P	V
		2483.53	47.07	-6.93	54	31.57	27.7	17.68	29.88	100	272	A	V



WiFi Ant. 8+9	Note	Frequency (MHz)	Level (dBμV/m)	Margin (dB)	Limit Line (dBμV/m)	Read Level (dBμV)	Antenna Factor (dB/m)	Path Loss (dB)	Preamp Factor (dB)	Ant Pos (cm)	Table Pos (deg)	Peak Avg. (P/A)	Pol. (H/V)
802.11ax HE40 Full CH 09 2452MHz		2383.5	54.86	-19.14	74	39.93	27.24	7.68	29.91	100	308	P	H
		2389.65	44.77	-9.23	54	29.77	27.3	7.69	29.91	100	308	A	H
		2452	103.78	29.78	74	88.43	27.58	7.74	29.89	100	308	P	H
		2452	95.39	41.39	54	80.04	27.58	7.74	29.89	100	308	A	H
		2483.53	59.56	-14.44	74	44.06	27.7	7.76	29.88	100	308	P	H
		2484.34	48.42	-5.58	54	32.92	27.7	7.76	29.88	100	308	A	H
		2316.15	55.34	-18.66	74	40.7	27.1	7.56	29.94	100	267	P	V
		2389.8	44.73	-9.27	54	29.73	27.3	7.69	29.91	100	267	A	V
		2452	98.36	24.36	74	83.01	27.58	7.74	29.89	100	267	P	V
		2452	88.43	34.43	54	73.08	27.58	7.74	29.89	100	267	A	V
		2491.54	56.12	-17.88	74	40.62	27.7	7.76	29.88	100	267	P	V
		2484.79	46.43	-7.57	54	30.93	27.7	7.76	29.88	100	267	A	V
Remark	<ol style="list-style-type: none"> No other spurious found. All results are PASS against Peak and Average limit line. 												



2.4GHz 2400~2483.5MHz

WIFI 802.11 ax HE40 Full (Harmonic @ 3m)

WIFI Ant. 8+9	Note	Frequency (MHz)	Level (dBμV/m)	Margin (dB)	Limit Line (dBμV/m)	Read Level (dBμV)	Antenna Factor (dB/m)	Path Loss (dB)	Preamp Factor (dB)	Ant Pos (cm)	Table Pos (deg)	Peak Avg. (P/A)	Pol. (H/V)
802.11ax HE40 Full CH 03 2422MHz		4844	38.83	-35.17	74	61.22	32.48	11.22	66.09	-	-	P	H
		7266	45.88	-28.12	74	60.58	36.97	13.78	65.45	-	-	P	H
													H
													H
													H
													H
													H
													H
													H
													H
													H
													H
													H
													H
													H
													H
													H
			4844	40.79	-33.21	74	63.18	32.48	11.22	66.09	-	-	P
		7266	44.95	-29.05	74	59.65	36.97	13.78	65.45	-	-	P	V
													V
													V
													V
													V
													V
													V
													V
													V
													V
													V
													V



WIFI Ant. 8+9	Note	Frequency (MHz)	Level (dBμV/m)	Margin (dB)	Limit Line (dBμV/m)	Read Level (dBμV)	Antenna Factor (dB/m)	Path Loss (dB)	Preamp Factor (dB)	Ant Pos (cm)	Table Pos (deg)	Peak Avg. (P/A)	Pol. (H/V)
802.11ax HE40 Full CH 06 2437MHz		4874	39.02	-34.98	74	61.15	32.6	11.3	66.03	-	-	P	H
		7311	44.76	-29.24	74	59.58	36.83	13.8	65.45	-	-	P	H
													H
													H
													H
													H
													H
													H
													H
													H
													H
													H
													H
													H
													H
													H
													H
													H
													H
			4874	39.91	-34.09	74	62.04	32.6	11.3	66.03	-	-	P
		7311	44.27	-29.73	74	59.09	36.83	13.8	65.45	-	-	P	V
													V
													V
													V
													V
													V
													V
													V
													V
													V
													V
													V
													V
													V
													V
													V



WIFI Ant. 8+9	Note	Frequency (MHz)	Level (dBμV/m)	Margin (dB)	Limit Line (dBμV/m)	Read Level (dBμV)	Antenna Factor (dB/m)	Path Loss (dB)	Preamp Factor (dB)	Ant Pos (cm)	Table Pos (deg)	Peak Avg. (P/A)	Pol. (H/V)
802.11ax HE40 Full CH 09 2452MHz		4904	39.39	-34.61	74	61.26	32.72	11.39	65.98	-	-	P	H
		7356	43.82	-30.18	74	58.89	36.58	13.81	65.46	-	-	P	H
													H
													H
													H
													H
													H
													H
													H
													H
													H
													H
													H
													H
													H
													H
													H
													H
													H
	Remark	1. No other spurious found. 2. All results are PASS against Peak and Average limit line. 3. The emission position marked as "-" means no suspected emission found with sufficient margin against limit line or noise floor only.											



Emission above 18GHz

2.4GHz WIFI 802.11ax HE20 (SHF)

WIFI	Note	Frequency	Level	Margin	Limit	Read	Antenna	Path	Preamp	Ant	Table	Peak	Pol.
Ant.					Line	Level	Factor	Loss	Factor	Pos	Pos	Avg.	
8+9		(MHz)	(dBμV/m)	(dB)	(dBμV/m)	(dBμV)	(dB/m)	(dB)	(dB)	(cm)	(deg)	(P/A)	(H/V)
2.4GHz 802.11ax HE20 SHF		22809	39.62	-34.38	74	57.35	38.4	-2.97	53.16	-	-	P	H
													H
													H
													H
													H
													H
													H
													H
													H
													H
													H
													H
													H
													H
													H
													H
													H
													H
													H
			24741	39.97	-34.03	74	56.24	39.14	-2.41	53	-	-	P
													V
													V
													V
													V
													V
													V
													V
													V
													V
													V
													V
													V
													V
Remark	1. No other spurious found. 2. All results are PASS against limit line. 3. The emission position marked as "-" means no suspected emission found with sufficient margin against limit line or noise floor only.												



Emission below 1GHz
2.4GHz WIFI 802.11ax HE20 (LF)

Table with columns: WIFI, Note, Frequency, Level, Margin, Limit, Read, Antenna, Path, Preamp, Ant, Table, Peak, Pol. Contains test data for 2.4GHz WIFI 802.11ax HE20 (LF) and a Remark section.



<Sample 2>

2.4GHz 2400~2483.5MHz

WIFI 802.11ax HE20 Full (Band Edge @ 3m)

WIFI Ant.	Note	Frequency	Level	Margin	Limit Line	Read Level	Antenna Factor	Path Loss	Preamp Factor	Ant Pos	Table Pos	Peak Avg.	Pol.
8+9		(MHz)	(dBμV/m)	(dB)	(dBμV/m)	(dBμV)	(dB/m)	(dB)	(dB)	(cm)	(deg)	(P/A)	(H/V)
802.11ax HE20 Full CH 11 2462MHz	*	2462	111.87	-	-	96.58	27.52	17.66	29.89	127	305	P	H
	*	2462	103.87	-	-	88.58	27.52	17.66	29.89	127	305	A	H
		2485.56	61.67	-12.33	74	46.17	27.7	17.68	29.88	127	305	P	H
		2483.56	49.69	-4.31	54	34.19	27.7	17.68	29.88	127	305	A	H
													H
													H
	*	2462	106.46	-	-	91.17	27.52	17.66	29.89	307	13	P	V
	*	2462	97.67	-	-	82.38	27.52	17.66	29.89	307	13	A	V
		2483.84	59.43	-14.57	74	43.93	27.7	17.68	29.88	307	13	P	V
		2483.56	47.85	-6.15	54	32.35	27.7	17.68	29.88	307	13	A	V
												V	
												V	
Remark	1. No other spurious found. 2. All results are PASS against Peak and Average limit line.												



2.4GHz 2400~2483.5MHz

WIFI 802.11 ax HE20 Full (Harmonic @ 3m)

WIFI Ant. 8+9	Note	Frequency (MHz)	Level (dBμV/m)	Margin (dB)	Limit Line (dBμV/m)	Read Level (dBμV)	Antenna Factor (dB/m)	Path Loss (dB)	Preamp Factor (dB)	Ant Pos (cm)	Table Pos (deg)	Peak Avg. (P/A)	Pol. (H/V)	
802.11ax HE20 Full CH 11 2462MHz		4924	40.65	-33.35	74	62.31	32.84	11.44	65.94	-	-	P	H	
		7386	44	-30	74	59.18	36.46	13.82	65.46	-	-	P	H	
													H	
													H	
													H	
													H	
													H	
													H	
													H	
													H	
													H	
													H	
													H	
													H	
													H	
													H	
													H	
													H	
	Remark	1. No other spurious found.												
		2. All results are PASS against Peak and Average limit line.												
	3. The emission position marked as "-" means no suspected emission found with sufficient margin against limit line or noise floor only.													



Note symbol

*	Fundamental Frequency which can be ignored. However, the level of any unwanted emissions shall not exceed the level of the fundamental frequency.
!	Test result is Margin line.
P/A	Peak or Average
H/V	Horizontal or Vertical



A calculation example for radiated spurious emission is shown as below:

WIFI	Note	Frequency	Level	Margin	Limit	Read	Antenna	Path	Preamp	Ant	Table	Peak	Pol.
Ant.					Line	Level	Factor	Loss	Factor	Pos	Pos	Avg.	
8+9		(MHz)	(dBμV/m)	(dB)	(dBμV/m)	(dBμV)	(dB/m)	(dB)	(dB)	(cm)	(deg)	(P/A)	(H/V)
802.11b		2390	55.45	-18.55	74	54.51	32.22	4.58	35.86	103	308	P	H
CH 01		2390	43.54	-10.46	54	42.6	32.22	4.58	35.86	103	308	A	H
2412MHz													

1. Path Loss(dB) = Cable loss(dB) + Filter loss(dB) + Attenuator loss(dB)
2. Level(dBμV/m) =
Antenna Factor(dB/m) + Path Loss(dB) + Read Level(dBμV) - Preamp Factor(dB)
3. Margin(dB) = Level(dBμV/m) – Limit Line(dBμV/m)

For Peak Limit @ 2390MHz:

1. Level(dBμV/m)
= Antenna Factor(dB/m) + Path Loss(dB) + Read Level(dBμV) - Preamp Factor(dB)
= 32.22(dB/m) + 4.58(dB) + 54.51(dBμV) – 35.86 (dB)
= 55.45 (dBμV/m)
2. Margin(dB)
= Level(dBμV/m) – Limit Line(dBμV/m)
= 55.45(dBμV/m) – 74(dBμV/m)
= -18.55(dB)

For Average Limit @ 2390MHz:

1. Level(dBμV/m)
= Antenna Factor(dB/m) + Path Loss(dB) + Read Level(dBμV) - Preamp Factor(dB)
= 32.22(dB/m) + 4.58(dB) + 42.6(dBμV) – 35.86 (dB)
= 43.54 (dBμV/m)
2. Margin(dB)
= Level(dBμV/m) – Limit Line(dBμV/m)
= 43.54(dBμV/m) – 54(dBμV/m)
= -10.46(dB)

Both peak and average measured complies with the limit line, so test result is “PASS”.



Appendix D. Radiated Spurious Emission Plots

Test Engineer :	Bill Chang, Gary Guo and Steven Wu	Temperature :	18.2~20.2°C
		Relative Humidity :	54.2~56.1%

Note symbol

-L	Low channel location
-R	High channel location



<Sample 1>

2.4GHz 2400~2483.5MHz
WIFI 802.11b (Band Edge @ 3m)

WIFI	2.4GHz 2400~2483.5MHz Band Edge @ 3m	
ANT	802.11b CH01 2412MHz	
8+9	Horizontal	Fundamental
Peak	<p>Site : 03CH16-HY Condition : PEAK_BE_74 3m 91200_1522_240328 HORIZONTAL : RBW:1000.000KHz VBW:3000.000KHz SWT:Auto</p>	<p>Site : 03CH16-HY Condition : PEAK_74 3m 91200_1522_240328 HORIZONTAL : RBW:1000.000KHz VBW:3000.000KHz SWT:Auto</p>
Avg.	<p>Site : 03CH16-HY Condition : AVG_BE_54 3m 91200_1522_240328 HORIZONTAL : RBW:1000.000KHz VBW:0.010KHz SWT:Auto</p>	<p>Site : 03CH16-HY Condition : AVG_54 3m 91200_1522_240328 HORIZONTAL : RBW:1000.000KHz VBW:0.010KHz SWT:Auto</p>



WIFI	2.4GHz 2400~2483.5MHz Band Edge @ 3m	
ANT	802.11b CH01 2412MHz	
8+9	Vertical	Fundamental
Peak	<p>Level (dBm/100kHz) vs Frequency (MHz) for Vertical Peak. The plot shows a signal level around 70 dBm/100kHz with a peak at approximately 2412 MHz. The x-axis ranges from 2310 to 2415 MHz, and the y-axis ranges from 10.0 to 140.0 dBm/100kHz.</p> <p>Site : 03CH16-HY Condition : PEAK_BE_74 3m 91200_1522_240328 VERTICAL : RBW:1000.000kHz VBW:3000.000kHz SWT:Auto</p>	<p>Level (dBm/100kHz) vs Frequency (MHz) for Fundamental Peak. The plot shows a signal level around 70 dBm/100kHz with a peak at approximately 2412 MHz. The x-axis ranges from 1000 to 3000 MHz, and the y-axis ranges from 10.0 to 140.0 dBm/100kHz.</p> <p>Site : 03CH16-HY Condition : PEAK_74 3m 91200_1522_240328 VERTICAL : RBW:1000.000kHz VBW:3000.000kHz SWT:Auto</p>
	Avg.	<p>Level (dBm/100kHz) vs Frequency (MHz) for Vertical Avg. The plot shows a signal level around 50 dBm/100kHz with a peak at approximately 2412 MHz. The x-axis ranges from 2310 to 2415 MHz, and the y-axis ranges from 10.0 to 140.0 dBm/100kHz.</p> <p>Site : 03CH16-HY Condition : AVG_BE_54 3m 91200_1522_240328 VERTICAL : RBW:1000.000kHz VBW:0.010kHz SWT:Auto</p>



WIFI	2.4GHz 2400~2483.5MHz Band Edge @ 3m	
ANT	802.11b CH06 2437MHz - L	
8+9	Horizontal	Fundamental
Peak	<p>Site : 03CH16-HY Condition : PEAK_BE_74 3m 91200_1522_240328 HORIZONTAL : RBW:1000.000kHz VBW:3000.000kHz SWT:Auto</p>	<p>Site : 03CH16-HY Condition : PEAK_74 3m 91200_1522_240328 HORIZONTAL : RBW:1000.000kHz VBW:3000.000kHz SWT:Auto</p>
Avg.	<p>Site : 03CH16-HY Condition : AVG_BE_54 3m 91200_1522_240328 HORIZONTAL : RBW:1000.000kHz VBW:0.010kHz SWT:Auto</p>	<p>Site : 03CH16-HY Condition : AVG_54 3m 91200_1522_240328 HORIZONTAL : RBW:1000.000kHz VBW:0.010kHz SWT:Auto</p>

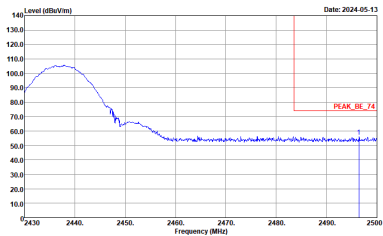
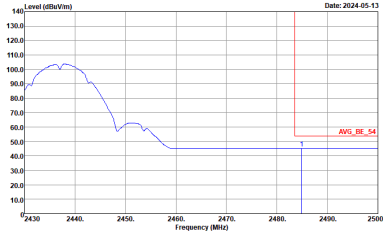


WIFI	2.4GHz 2400~2483.5MHz Band Edge @ 3m	
ANT	802.11b CH06 2437MHz - R	
8+9	Horizontal	Fundamental
Peak	<p>Site : 03CH16-HY Condition : PEAK_BE_74 3m 91200_1522_240328 HORIZONTAL : RBW:1000.000kHz VBW:3000.000kHz SWT:Auto</p>	Left blank
Avg.	<p>Site : 03CH16-HY Condition : AVG_BE_54 3m 91200_1522_240328 HORIZONTAL : RBW:1000.000kHz VBW:0.010kHz SWT:Auto</p>	Left blank

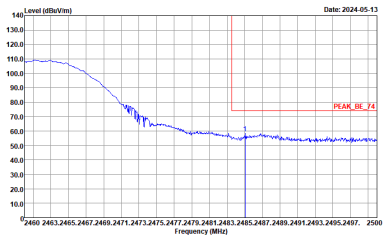
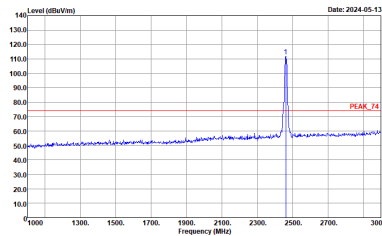
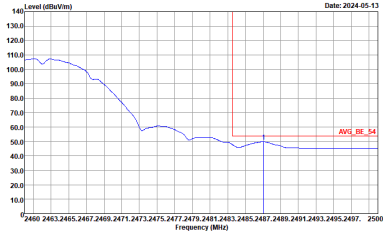
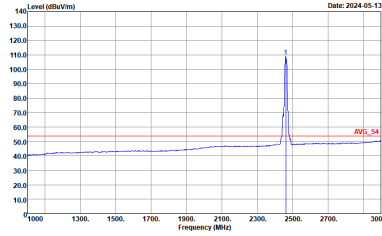


WIFI	2.4GHz 2400~2483.5MHz Band Edge @ 3m	
ANT	802.11b CH06 2437MHz - L	
8+9	Vertical	Fundamental
Peak	<p>Level (dBm/100MHz) vs Frequency (MHz) for Vertical Peak. The plot shows a peak at approximately 2437 MHz with a level of about 105 dBm/100MHz. The x-axis ranges from 2310 to 2450 MHz, and the y-axis ranges from 10.0 to 140.0 dBm/100MHz.</p> <p>Site : 03CH16-HY Condition : PEAK_BE_74 3m 91200_1522_240328 VERTICAL : RBW:1000.000KHz VBW:3000.000KHz SWT:Auto</p>	<p>Level (dBm/100MHz) vs Frequency (MHz) for Fundamental Peak. The plot shows a sharp peak at approximately 2437 MHz with a level of about 110 dBm/100MHz. The x-axis ranges from 1000 to 3000 MHz, and the y-axis ranges from 10.0 to 140.0 dBm/100MHz.</p> <p>Site : 03CH16-HY Condition : PEAK_74 3m 91200_1522_240328 VERTICAL : RBW:1000.000KHz VBW:3000.000KHz SWT:Auto</p>
	Avg.	<p>Level (dBm/100MHz) vs Frequency (MHz) for Vertical Average. The plot shows a peak at approximately 2437 MHz with an average level of about 100 dBm/100MHz. The x-axis ranges from 2310 to 2450 MHz, and the y-axis ranges from 10.0 to 140.0 dBm/100MHz.</p> <p>Site : 03CH16-HY Condition : AVG_BE_54 3m 91200_1522_240328 VERTICAL : RBW:1000.000KHz VBW:0.010KHz SWT:Auto</p>

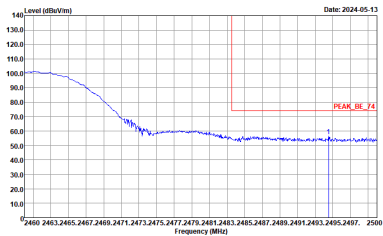
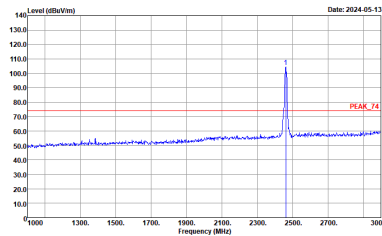
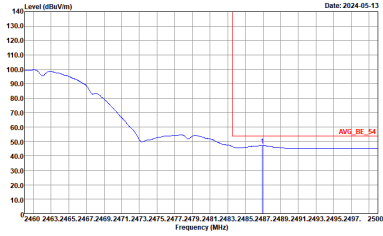
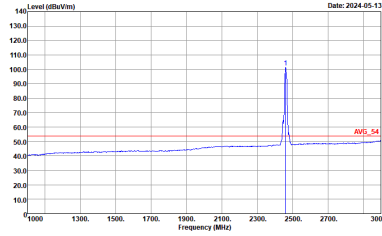


WIFI	2.4GHz 2400~2483.5MHz Band Edge @ 3m	
ANT	802.11b CH06 2437MHz - R	
8+9	Vertical	Fundamental
<p>Peak</p>	 <p>Site : 03CH16-HY Condition : PEAK_BE_74 3m 91200_1522_240328 VERTICAL : RBW:1000.000kHz VBW:3000.000kHz SWT:Auto</p>	<p>Left blank</p>
<p>Avg.</p>	 <p>Site : 03CH16-HY Condition : AVG_BE_54 3m 91200_1522_240328 VERTICAL : RBW:1000.000kHz VBW:0.010kHz SWT:Auto</p>	<p>Left blank</p>



WIFI	2.4GHz 2400~2483.5MHz Band Edge @ 3m	
ANT	802.11b CH11 2462MHz	
8+9	Horizontal	Fundamental
Peak	 <p>Site : 03CH16-HY Condition : PEAK_BE_74 3m 91200_1522_240328 HORIZONTAL : RBW:1000.000KHz VBW:3000.000KHz SWT:Auto</p>	 <p>Site : 03CH16-HY Condition : PEAK_74 3m 91200_1522_240328 HORIZONTAL : RBW:1000.000KHz VBW:3000.000KHz SWT:Auto</p>
Avg.	 <p>Site : 03CH16-HY Condition : AVG_BE_54 3m 91200_1522_240328 HORIZONTAL : RBW:1000.000KHz VBW:0.010KHz SWT:Auto</p>	 <p>Site : 03CH16-HY Condition : AVG_54 3m 91200_1522_240328 HORIZONTAL : RBW:1000.000KHz VBW:0.010KHz SWT:Auto</p>



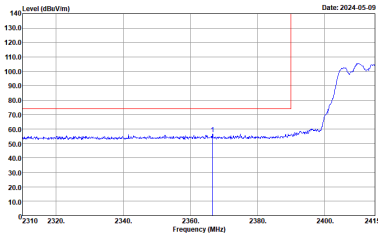
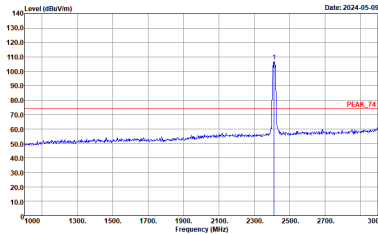
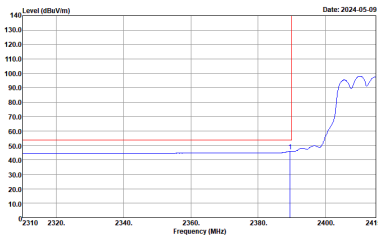
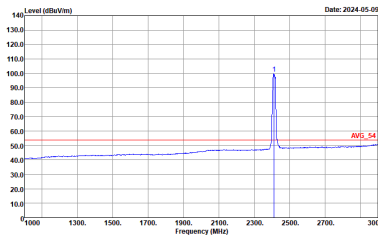
WIFI	2.4GHz 2400~2483.5MHz Band Edge @ 3m	
ANT	802.11b CH11 2462MHz	
8+9	Vertical	Fundamental
Peak	 <p>Level (dBm/100kHz) vs Frequency (MHz) for Vertical. Peak at 2462 MHz is labeled PEAK_BE_74.</p> <p>Site : 03CH16-HY Condition : PEAK_BE_74 3m 91200_1522_240328 VERTICAL : RBW:1000.000kHz VBW:3000.000kHz SWT:Auto</p>	 <p>Level (dBm/100kHz) vs Frequency (MHz) for Fundamental. Peak at 2462 MHz is labeled PEAK_74.</p> <p>Site : 03CH16-HY Condition : PEAK_74 3m 91200_1522_240328 VERTICAL : RBW:1000.000kHz VBW:3000.000kHz SWT:Auto</p>
	 <p>Level (dBm/100kHz) vs Frequency (MHz) for Vertical. Average level at 2462 MHz is labeled AVG_BE_54.</p> <p>Site : 03CH16-HY Condition : AVG_BE_54 3m 91200_1522_240328 VERTICAL : RBW:1000.000kHz VBW:0.010kHz SWT:Auto</p>	 <p>Level (dBm/100kHz) vs Frequency (MHz) for Fundamental. Average level at 2462 MHz is labeled AVG_54.</p> <p>Site : 03CH16-HY Condition : AVG_54 3m 91200_1522_240328 VERTICAL : RBW:1000.000kHz VBW:0.010kHz SWT:Auto</p>
Avg.		



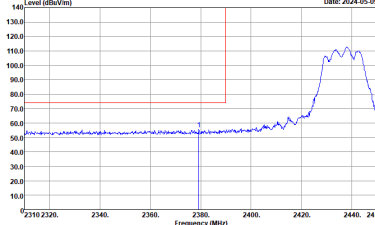
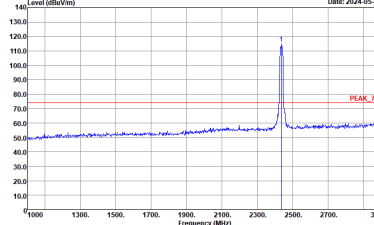
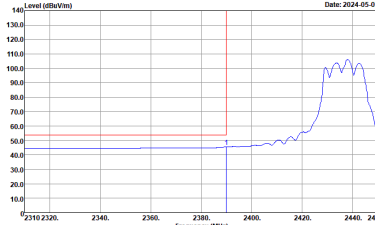
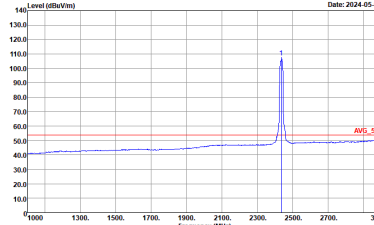
2.4GHz 2400~2483.5MHz
WIFI 802.11g (Band Edge @ 3m)

WIFI	2.4GHz 2400~2483.5MHz Band Edge @ 3m	
ANT	802.11g CH01 2412MHz	
8+9	Horizontal	Fundamental
Peak	<p>Site : 03CH16-HY Condition : PEAK_BE_74 3m 91200_1522_240328 HORIZONTAL : RBW:1000.000KHz VBW:3000.000KHz SWT:Auto</p>	<p>Site : 03CH16-HY Condition : PEAK_74 3m 91200_1522_240328 HORIZONTAL : RBW:1000.000KHz VBW:3000.000KHz SWT:Auto</p>
Avg.	<p>Site : 03CH16-HY Condition : AVG_BE_54 3m 91200_1522_240328 HORIZONTAL : RBW:1000.000KHz VBW:0.010KHz SWT:Auto</p>	<p>Site : 03CH16-HY Condition : AVG_54 3m 91200_1522_240328 HORIZONTAL : RBW:1000.000KHz VBW:0.010KHz SWT:Auto</p>

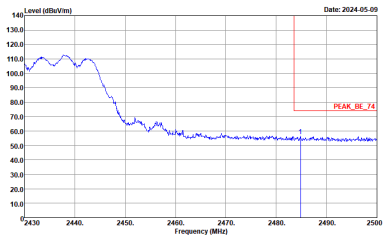
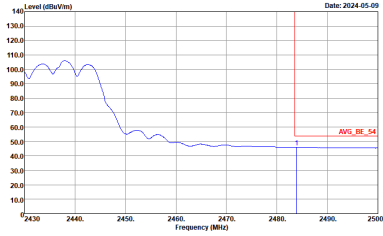


WIFI	2.4GHz 2400~2483.5MHz Band Edge @ 3m	
ANT	802.11g CH01 2412MHz	
8+9	Vertical	Fundamental
Peak	 <p>Site : 03CH16-HY Condition : PEAK_BE_74 3m 91200_1522_240328 VERTICAL : RBW:1000.000kHz VBW:3000.000kHz SWT:Auto</p>	 <p>Site : 03CH16-HY Condition : PEAK_74 3m 91200_1522_240328 VERTICAL : RBW:1000.000kHz VBW:3000.000kHz SWT:Auto</p>
Avg.	 <p>Site : 03CH16-HY Condition : AVG_BE_54 3m 91200_1522_240328 VERTICAL : RBW:1000.000kHz VBW:0.010kHz SWT:Auto</p>	 <p>Site : 03CH16-HY Condition : AVG_54 3m 91200_1522_240328 VERTICAL : RBW:1000.000kHz VBW:0.010kHz SWT:Auto</p>

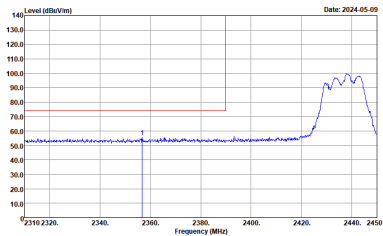
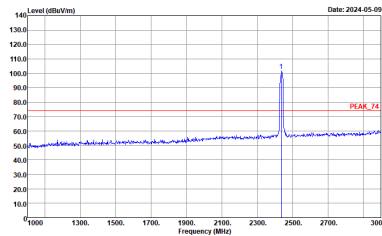
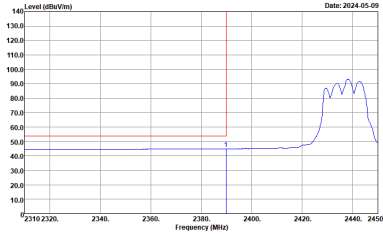
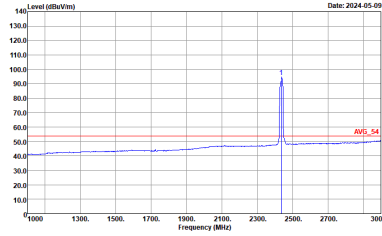


WIFI	2.4GHz 2400~2483.5MHz Band Edge @ 3m	
ANT	802.11g CH06 2437MHz - L	
8+9	Horizontal	Fundamental
Peak	 <p>Site : 03CH16-HY Condition : PEAK_BE_74 3m 91200_1522_240328 HORIZONTAL : RBW:1000.000kHz VBW:3000.000kHz SWT:Auto</p>	 <p>Site : 03CH16-HY Condition : PEAK_74 3m 91200_1522_240328 HORIZONTAL : RBW:1000.000kHz VBW:3000.000kHz SWT:Auto</p>
Avg.	 <p>Site : 03CH16-HY Condition : AVG_BE_54 3m 91200_1522_240328 HORIZONTAL : RBW:1000.000kHz VBW:0.010kHz SWT:Auto</p>	 <p>Site : 03CH16-HY Condition : AVG_54 3m 91200_1522_240328 HORIZONTAL : RBW:1000.000kHz VBW:0.010kHz SWT:Auto</p>

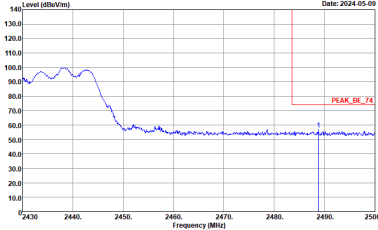
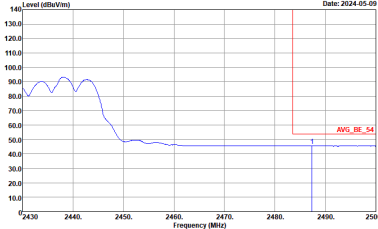


WIFI	2.4GHz 2400~2483.5MHz Band Edge @ 3m	
ANT	802.11g CH06 2437MHz - R	
8+9	Horizontal	Fundamental
<p>Peak</p>	 <p>Site : 03CH16-HY Condition : PEAK_BE_74 3m 91200_1522_240328 HORIZONTAL : RBW:1000.000kHz VBW:3000.000kHz SWT:Auto</p>	<p>Left blank</p>
<p>Avg.</p>	 <p>Site : 03CH16-HY Condition : AVG_BE_54 3m 91200_1522_240328 HORIZONTAL : RBW:1000.000kHz VBW:0.010kHz SWT:Auto</p>	<p>Left blank</p>

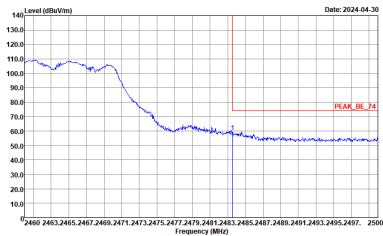
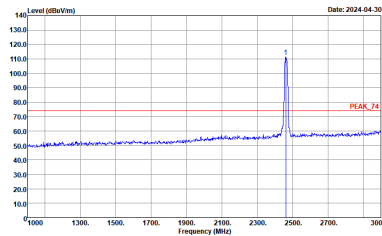
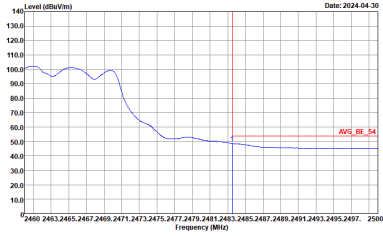
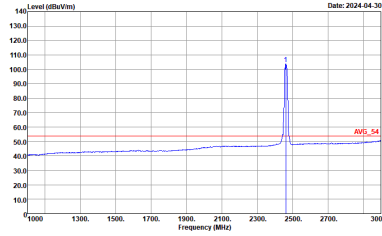


WIFI	2.4GHz 2400~2483.5MHz Band Edge @ 3m	
ANT	802.11g CH06 2437MHz - L	
8+9	Vertical	Fundamental
Peak	 <p>Site : 03CH16-HY Condition : PEAK_BE_74 3m 91200_1522_240328 VERTICAL : RBW:1000.000kHz VBW:3000.000kHz SWT:Auto</p>	 <p>Site : 03CH16-HY Condition : PEAK_74 3m 91200_1522_240328 VERTICAL : RBW:1000.000kHz VBW:3000.000kHz SWT:Auto</p>
Avg.	 <p>Site : 03CH16-HY Condition : AVG_BE_54 3m 91200_1522_240328 VERTICAL : RBW:1000.000kHz VBW:0.010kHz SWT:Auto</p>	 <p>Site : 03CH16-HY Condition : AVG_54 3m 91200_1522_240328 VERTICAL : RBW:1000.000kHz VBW:0.010kHz SWT:Auto</p>

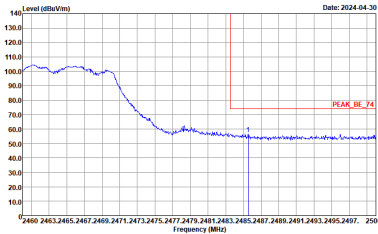
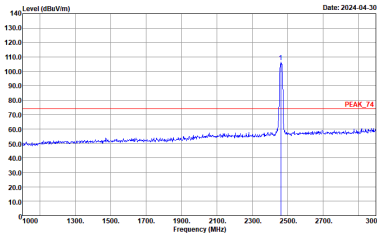
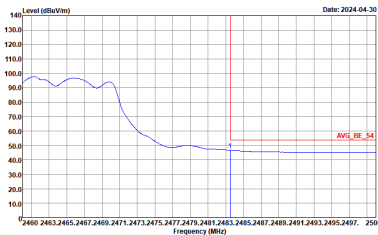
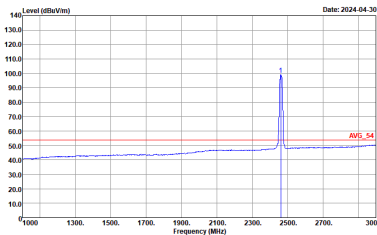


WIFI	2.4GHz 2400~2483.5MHz Band Edge @ 3m	
ANT	802.11g CH06 2437MHz - R	
8+9	Vertical	Fundamental
<p>Peak</p>	 <p>Date: 2024-05-09</p> <p>Site : 03CH16-HY Condition : PEAK_BE_74 3m 91200_1522_240328 VERTICAL : RBW:1000.000kHz VBW:3000.000kHz SWT:Auto</p>	<p>Left Blank</p>
<p>Avg.</p>	 <p>Date: 2024-05-09</p> <p>Site : 03CH16-HY Condition : AVG_BE_54 3m 91200_1522_240328 VERTICAL : RBW:1000.000kHz VBW:0.010kHz SWT:Auto</p>	<p>Left Blank</p>



WIFI	2.4GHz 2400~2483.5MHz Band Edge @ 3m	
ANT	802.11g CH11 2462MHz	
8+9	Horizontal	Fundamental
Peak	 <p>Level (dBm/100MHz) vs Frequency (MHz) plot for Horizontal view. The plot shows a signal level starting at approximately 110 dBm/100MHz at 2400 MHz and decreasing to about 60 dBm/100MHz at 2462 MHz. A red vertical line marks the peak at 2462 MHz, with a red horizontal line indicating the peak level at approximately 74 dBm/100MHz. The x-axis ranges from 2460 to 2500 MHz, and the y-axis ranges from 10.0 to 140.0 dBm/100MHz.</p> <p>Site : 03CH16-HY Condition : PEAK_BE_74 3m 91200_1522_240328 HORIZONTAL : RBW:1000.000KHz VBW:3000.000KHz SWT:Auto</p>	 <p>Level (dBm/100MHz) vs Frequency (MHz) plot for Fundamental view. The plot shows a sharp peak at 2462 MHz with a level of approximately 110 dBm/100MHz. A red vertical line marks the peak, and a red horizontal line indicates the peak level at approximately 74 dBm/100MHz. The x-axis ranges from 2400 to 3000 MHz, and the y-axis ranges from 10.0 to 140.0 dBm/100MHz.</p> <p>Site : 03CH16-HY Condition : PEAK_74 3m 91200_1522_240328 HORIZONTAL : RBW:1000.000KHz VBW:3000.000KHz SWT:Auto</p>
Avg.	 <p>Level (dBm/100MHz) vs Frequency (MHz) plot for Horizontal view. The plot shows a signal level starting at approximately 110 dBm/100MHz at 2400 MHz and decreasing to about 50 dBm/100MHz at 2462 MHz. A red vertical line marks the average level at 2462 MHz, with a red horizontal line indicating the average level at approximately 54 dBm/100MHz. The x-axis ranges from 2460 to 2500 MHz, and the y-axis ranges from 10.0 to 140.0 dBm/100MHz.</p> <p>Site : 03CH16-HY Condition : AVG_BE_54 3m 91200_1522_240328 HORIZONTAL : RBW:1000.000KHz VBW:0.010KHz SWT:Auto</p>	 <p>Level (dBm/100MHz) vs Frequency (MHz) plot for Fundamental view. The plot shows a sharp peak at 2462 MHz with a level of approximately 110 dBm/100MHz. A red vertical line marks the peak, and a red horizontal line indicates the average level at approximately 54 dBm/100MHz. The x-axis ranges from 2400 to 3000 MHz, and the y-axis ranges from 10.0 to 140.0 dBm/100MHz.</p> <p>Site : 03CH16-HY Condition : AVG_54 3m 91200_1522_240328 HORIZONTAL : RBW:1000.000KHz VBW:0.010KHz SWT:Auto</p>



WIFI	2.4GHz 2400~2483.5MHz Band Edge @ 3m	
ANT	802.11g CH11 2462MHz	
8+9	Vertical	Fundamental
Peak	 <p>Level (dBm/100MHz) vs Frequency (MHz) plot for Peak Vertical. The plot shows a signal level starting at approximately 100 dBm/100MHz at 2400 MHz and decreasing to about 55 dBm/100MHz at 2462 MHz. A red vertical line marks the peak at 2462 MHz, with a corresponding red horizontal line labeled 'PEAK_BE_74' at approximately 74 dBm/100MHz.</p> <p>Site : 03CH16-HY Condition : PEAK_BE_74 3m 91200_1522_240328 VERTICAL : RBW:1000.000kHz VBW:3000.000kHz SWT:Auto</p>	 <p>Level (dBm/100MHz) vs Frequency (MHz) plot for Peak Fundamental. The plot shows a sharp peak at 2462 MHz with a level of approximately 110 dBm/100MHz. A red vertical line marks the peak, with a corresponding red horizontal line labeled 'PEAK_F4' at approximately 74 dBm/100MHz.</p> <p>Site : 03CH16-HY Condition : PEAK_F4 3m 91200_1522_240328 VERTICAL : RBW:1000.000kHz VBW:3000.000kHz SWT:Auto</p>
Avg.	 <p>Level (dBm/100MHz) vs Frequency (MHz) plot for Avg Vertical. The plot shows a signal level starting at approximately 95 dBm/100MHz at 2400 MHz and decreasing to about 50 dBm/100MHz at 2462 MHz. A red vertical line marks the average level at 2462 MHz, with a corresponding red horizontal line labeled 'AVG_BE_54' at approximately 54 dBm/100MHz.</p> <p>Site : 03CH16-HY Condition : AVG_BE_54 3m 91200_1522_240328 VERTICAL : RBW:1000.000kHz VBW:0.010kHz SWT:Auto</p>	 <p>Level (dBm/100MHz) vs Frequency (MHz) plot for Avg Fundamental. The plot shows a sharp peak at 2462 MHz with a level of approximately 100 dBm/100MHz. A red vertical line marks the average level, with a corresponding red horizontal line labeled 'AVG_F4' at approximately 54 dBm/100MHz.</p> <p>Site : 03CH16-HY Condition : AVG_F4 3m 91200_1522_240328 VERTICAL : RBW:1000.000kHz VBW:0.010kHz SWT:Auto</p>

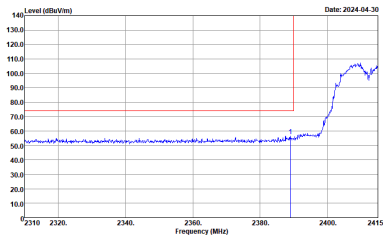
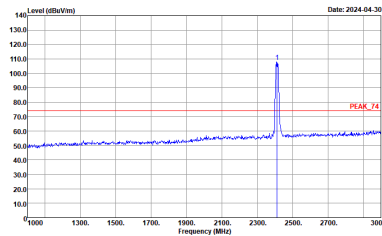
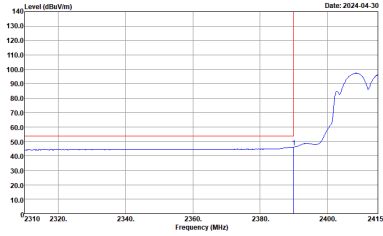
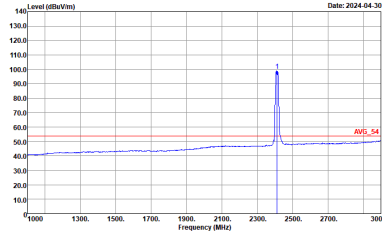


2.4GHz 2400~2483.5MHz

WIFI 802.11ax HE20 Full (Band Edge @ 3m)

WIFI	2.4GHz 2400~2483.5MHz Band Edge @ 3m	
ANT	802.11ax HE20 Full CH01 2412MHz	
8+9	Horizontal	Fundamental
Peak	<p>Site : 03CH16-HY Condition : PEAK_BE_74 3m 91200_1522_240328 HORIZONTAL : RBW:1000.000kHz VBW:3000.000kHz SWT:Auto</p>	<p>Site : 03CH16-HY Condition : PEAK_F1 3m 91200_1522_240328 HORIZONTAL : RBW:1000.000kHz VBW:3000.000kHz SWT:Auto</p>
Avg.	<p>Site : 03CH16-HY Condition : AVG_BE_54 3m 91200_1522_240328 HORIZONTAL : RBW:1000.000kHz VBW:0.010kHz SWT:Auto</p>	<p>Site : 03CH16-HY Condition : AVG_F1 3m 91200_1522_240328 HORIZONTAL : RBW:1000.000kHz VBW:0.010kHz SWT:Auto</p>



WIFI	2.4GHz 2400~2483.5MHz Band Edge @ 3m	
ANT	802.11ax HE20 Full CH01 2412MHz	
8+9	Vertical	Fundamental
Peak	 <p>Site : 03CH16-HY Condition : PEAK_BE_74 3m 91200_1522_240328 VERTICAL : RBW:1000.000kHz VBW:3000.000kHz SWT:Auto</p>	 <p>Site : 03CH16-HY Condition : PEAK_74 3m 91200_1522_240328 VERTICAL : RBW:1000.000kHz VBW:3000.000kHz SWT:Auto</p>
Avg.	 <p>Site : 03CH16-HY Condition : AVG_BE_54 3m 91200_1522_240328 VERTICAL : RBW:1000.000kHz VBW:0.010kHz SWT:Auto</p>	 <p>Site : 03CH16-HY Condition : AVG_54 3m 91200_1522_240328 VERTICAL : RBW:1000.000kHz VBW:0.010kHz SWT:Auto</p>

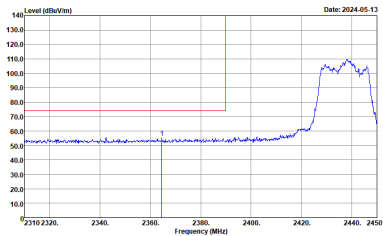
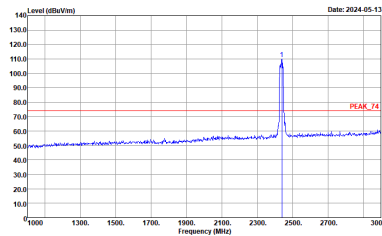
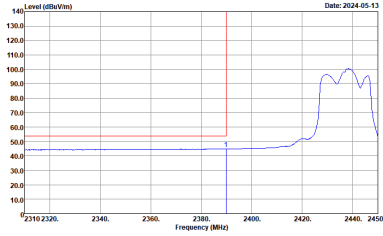
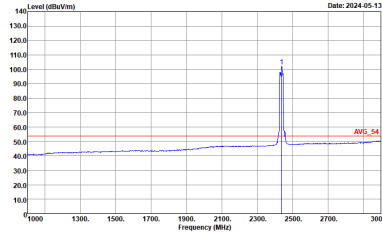


WIFI	2.4GHz 2400~2483.5MHz Band Edge @ 3m	
ANT	802.11ax HE20 Full CH06 2437MHz - L	
8+9	Horizontal	Fundamental
Peak	<p>Date: 2024-05-13</p> <p>Site : 03CH16-HY Condition : PEAK_BE_74 3m 91200_1522_240328 HORIZONTAL : RBW:1000.000kHz VBW:3000.000kHz SWT:Auto</p>	<p>Date: 2024-05-13</p> <p>Site : 03CH16-HY Condition : PEAK_74 3m 91200_1522_240328 HORIZONTAL : RBW:1000.000kHz VBW:3000.000kHz SWT:Auto</p>
Avg.	<p>Date: 2024-05-13</p> <p>Site : 03CH16-HY Condition : AVG_BE_54 3m 91200_1522_240328 HORIZONTAL : RBW:1000.000kHz VBW:0.010kHz SWT:Auto</p>	<p>Date: 2024-05-13</p> <p>Site : 03CH16-HY Condition : AVG_54 3m 91200_1522_240328 HORIZONTAL : RBW:1000.000kHz VBW:0.010kHz SWT:Auto</p>

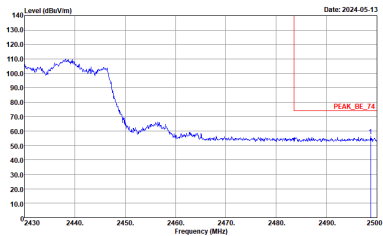
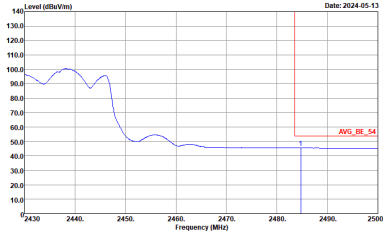


WIFI	2.4GHz 2400~2483.5MHz Band Edge @ 3m	
ANT	802.11ax HE20 Full CH06 2437MHz - R	
8+9	Horizontal	Fundamental
Peak	<p>Site : 03CH16-HY Condition : PEAK_BE_74 3m 91200_1522_240328 HORIZONTAL : RBW:1000.000kHz VBW:3000.000kHz SWT:Auto</p>	Left blank
Avg.	<p>Site : 03CH16-HY Condition : AVG_BE_54 3m 91200_1522_240328 HORIZONTAL : RBW:1000.000kHz VBW:0.010kHz SWT:Auto</p>	Left blank

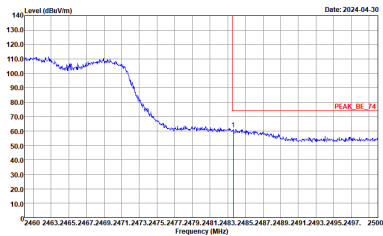
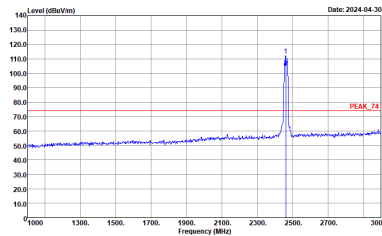
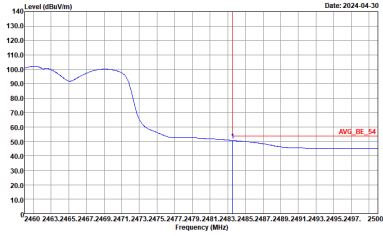
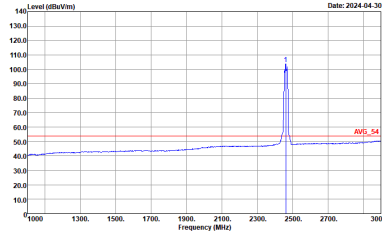


WIFI	2.4GHz 2400~2483.5MHz Band Edge @ 3m	
ANT	802.11ax HE20 Full CH06 2437MHz - L	
8+9	Vertical	Fundamental
Peak	 <p>Site : 03CH16-HY Condition : PEAK_BE_74 3m 91200_1522_240328 VERTICAL : RBW:1000.000KHz VBW:3000.000KHz SWT:Auto</p>	 <p>Site : 03CH16-HY Condition : PEAK_74 3m 91200_1522_240328 VERTICAL : RBW:1000.000KHz VBW:3000.000KHz SWT:Auto</p>
Avg.	 <p>Site : 03CH16-HY Condition : AVG_BE_54 3m 91200_1522_240328 VERTICAL : RBW:1000.000KHz VBW:0.010KHz SWT:Auto</p>	 <p>Site : 03CH16-HY Condition : AVG_54 3m 91200_1522_240328 VERTICAL : RBW:1000.000KHz VBW:0.010KHz SWT:Auto</p>

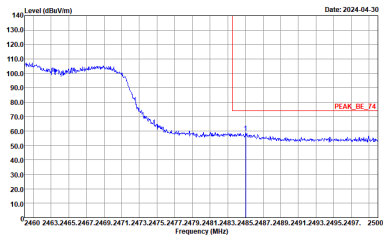
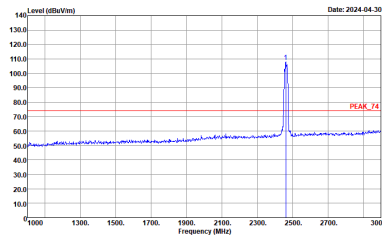
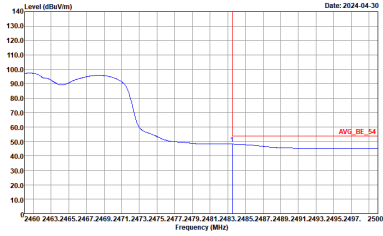
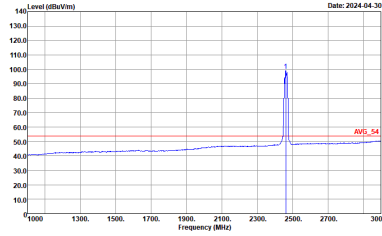


WIFI	2.4GHz 2400~2483.5MHz Band Edge @ 3m	
ANT	802.11ax HE20 Full CH06 2437MHz - R	
8+9	Vertical	Fundamental
<p>Peak</p>	 <p>Site : 03CH16-HY Condition : PEAK_BE_74 3m 91200_1522_240328 VERTICAL : RBW:1000.000kHz VBW:3000.000kHz SWT:Auto</p>	<p>Left blank</p>
<p>Avg.</p>	 <p>Site : 03CH16-HY Condition : AVG_BE_54 3m 91200_1522_240328 VERTICAL : RBW:1000.000kHz VBW:0.010kHz SWT:Auto</p>	<p>Left blank</p>



WIFI	2.4GHz 2400~2483.5MHz Band Edge @ 3m	
ANT	802.11ax HE20 Full CH11 2462MHz	
8+9	Horizontal	Fundamental
Peak	 <p>Site : 03CH16-HY Condition : PEAK_BE_74 3m 91200_1522_240328 HORIZONTAL : RBW:1000.000KHz VBW:3000.000KHz SWT:Auto</p>	 <p>Site : 03CH16-HY Condition : PEAK_74 3m 91200_1522_240328 HORIZONTAL : RBW:1000.000KHz VBW:3000.000KHz SWT:Auto</p>
Avg.	 <p>Site : 03CH16-HY Condition : AVG_BE_54 3m 91200_1522_240328 HORIZONTAL : RBW:1000.000KHz VBW:0.010KHz SWT:Auto</p>	 <p>Site : 03CH16-HY Condition : AVG_54 3m 91200_1522_240328 HORIZONTAL : RBW:1000.000KHz VBW:0.010KHz SWT:Auto</p>

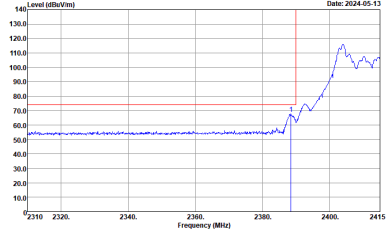
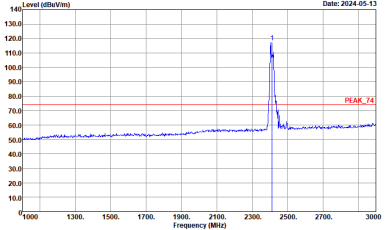
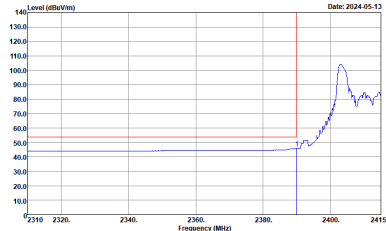
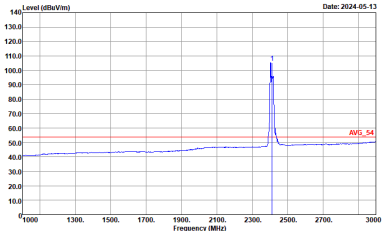


WIFI	2.4GHz 2400~2483.5MHz Band Edge @ 3m	
ANT	802.11ax HE20 Full CH11 2462MHz	
8+9	Vertical	Fundamental
Peak	 <p>Level (dBV/m) vs Frequency (MHz) plot for Vertical orientation. The plot shows a signal level starting at approximately 100 dBV/m at 2400 MHz, dropping to about 60 dBV/m by 2462 MHz, and then remaining relatively flat. A red vertical line marks the peak at 2462 MHz, with a corresponding red horizontal line labeled 'PEAK_BE_74' at approximately 60 dBV/m.</p> <p>Site : 03CH16-HY Condition : PEAK_BE_74 3m 91200_1522_240328 VERTICAL : RBW:1000.000kHz VBW:3000.000kHz SWT:Auto</p>	 <p>Level (dBV/m) vs Frequency (MHz) plot for Fundamental orientation. The plot shows a sharp peak at 2462 MHz reaching approximately 110 dBV/m. A red vertical line marks the peak, with a corresponding red horizontal line labeled 'PEAK_74' at approximately 75 dBV/m.</p> <p>Site : 03CH16-HY Condition : PEAK_74 3m 91200_1522_240328 VERTICAL : RBW:1000.000kHz VBW:3000.000kHz SWT:Auto</p>
Avg.	 <p>Level (dBV/m) vs Frequency (MHz) plot for Vertical orientation. The plot shows a signal level starting at approximately 90 dBV/m at 2400 MHz, dropping to about 50 dBV/m by 2462 MHz, and then remaining flat. A red vertical line marks the average level at 2462 MHz, with a corresponding red horizontal line labeled 'AVG_BE_54' at approximately 50 dBV/m.</p> <p>Site : 03CH16-HY Condition : AVG_BE_54 3m 91200_1522_240328 VERTICAL : RBW:1000.000kHz VBW:0.010kHz SWT:Auto</p>	 <p>Level (dBV/m) vs Frequency (MHz) plot for Fundamental orientation. The plot shows a sharp peak at 2462 MHz reaching approximately 100 dBV/m. A red vertical line marks the average level at 2462 MHz, with a corresponding red horizontal line labeled 'AVG_54' at approximately 50 dBV/m.</p> <p>Site : 03CH16-HY Condition : AVG_54 3m 91200_1522_240328 VERTICAL : RBW:1000.000kHz VBW:0.010kHz SWT:Auto</p>

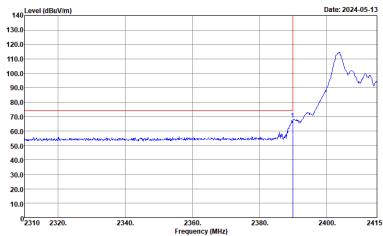
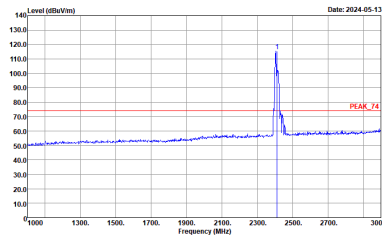
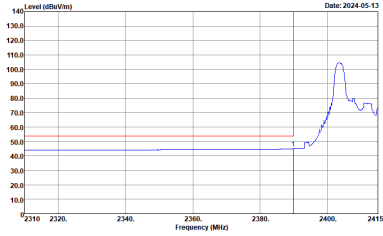
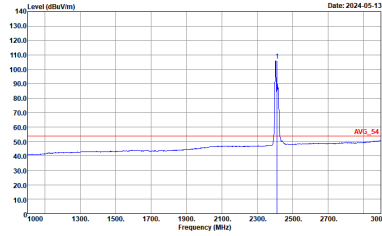


2.4GHz 2400~2483.5MHz

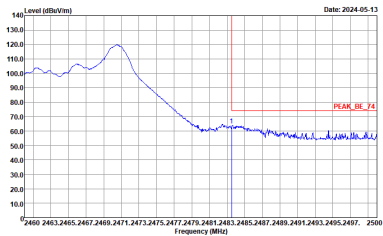
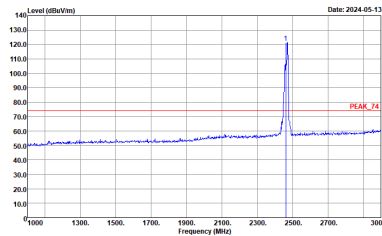
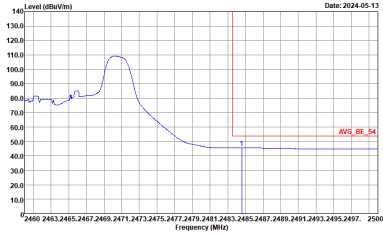
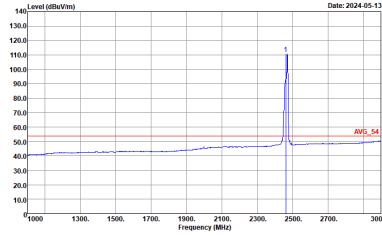
WIFI 802.11ax HE20 Partial 26 (Band Edge @ 3m)

WIFI	2.4GHz 2400~2483.5MHz Band Edge @ 3m	
ANT	802.11ax HE20 Partial 26/0 CH01 2412MHz	
8+9	Horizontal	Fundamental
Peak	 <p>Site : 03CH16-HY Condition : PEAK_BE_74 3m 91200_1522_240328 HORIZONTAL : RBW:1000.000KHz VBW:3000.000KHz SWT:Auto</p>	 <p>Site : 03CH16-HY Condition : PEAK_74 3m 91200_1522_240328 HORIZONTAL : RBW:1000.000KHz VBW:3000.000KHz SWT:Auto</p>
Avg.	 <p>Site : 03CH16-HY Condition : AVG_BE_54 3m 91200_1522_240328 HORIZONTAL : RBW:1000.000KHz VBW:0.010KHz SWT:Auto</p>	 <p>Site : 03CH16-HY Condition : AVG_54 3m 91200_1522_240328 HORIZONTAL : RBW:1000.000KHz VBW:0.010KHz SWT:Auto</p>

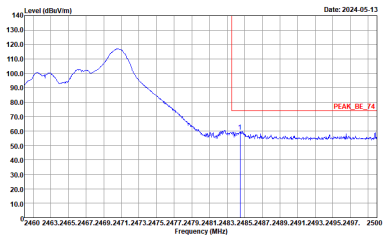
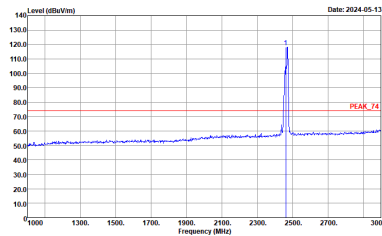
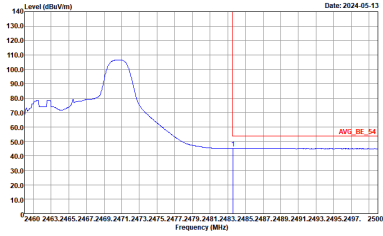
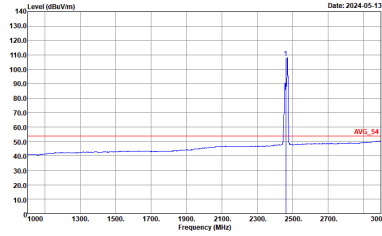


WIFI	2.4GHz 2400~2483.5MHz Band Edge @ 3m	
ANT	802.11ax HE20 Partial 26/0 CH01 2412MHz	
8+9	Vertical	Fundamental
Peak	 <p>Site : 03CH16-HY Condition : PEAK_BE_74 3m 91200_1522_240328 VERTICAL : RBW:1000.000KHz VBW:3000.000KHz SWT:Auto</p>	 <p>Site : 03CH16-HY Condition : PEAK_74 3m 91200_1522_240328 VERTICAL : RBW:1000.000KHz VBW:3000.000KHz SWT:Auto</p>
Avg.	 <p>Site : 03CH16-HY Condition : AVG_BE_54 3m 91200_1522_240328 VERTICAL : RBW:1000.000KHz VBW:0.010KHz SWT:Auto</p>	 <p>Site : 03CH16-HY Condition : AVG_54 3m 91200_1522_240328 VERTICAL : RBW:1000.000KHz VBW:0.010KHz SWT:Auto</p>



WIFI	2.4GHz 2400~2483.5MHz Band Edge @ 3m	
ANT	802.11ax HE20 Partial 26/8 CH11 2462MHz	
8+9	Horizontal	Fundamental
Peak	 <p>Site : 03CH16-HY Condition : PEAK_BE_74 3m 91200_1522_240328 HORIZONTAL : RBW:1000.000KHz VBW:3000.000KHz SWT:Auto</p>	 <p>Site : 03CH16-HY Condition : PEAK_74 3m 91200_1522_240328 HORIZONTAL : RBW:1000.000KHz VBW:3000.000KHz SWT:Auto</p>
Avg.	 <p>Site : 03CH16-HY Condition : AVG_BE_54 3m 91200_1522_240328 HORIZONTAL : RBW:1000.000KHz VBW:0.010KHz SWT:Auto</p>	 <p>Site : 03CH16-HY Condition : AVG_54 3m 91200_1522_240328 HORIZONTAL : RBW:1000.000KHz VBW:0.010KHz SWT:Auto</p>

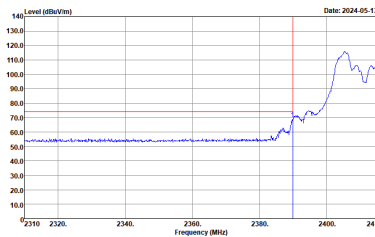
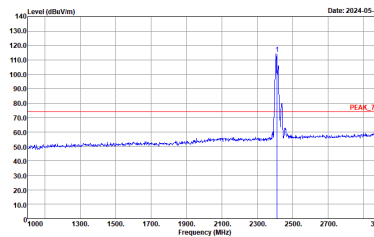
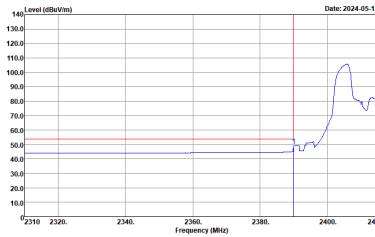
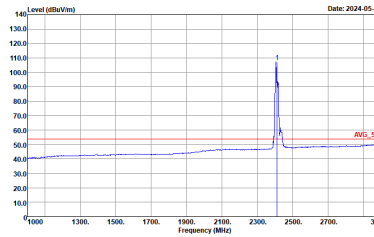


WIFI	2.4GHz 2400~2483.5MHz Band Edge @ 3m	
ANT	802.11ax HE20 Partial 26/8 CH11 2462MHz	
8+9	Vertical	Fundamental
Peak	 <p>Site : 03CH16-HY Condition : PEAK_BE_74 3m 91200_1522_240328 VERTICAL : RBW:1000.000KHz VBW:3000.000KHz SWT:Auto</p>	 <p>Site : 03CH16-HY Condition : PEAK_74 3m 91200_1522_240328 VERTICAL : RBW:1000.000KHz VBW:3000.000KHz SWT:Auto</p>
Avg.	 <p>Site : 03CH16-HY Condition : AVG_BE_54 3m 91200_1522_240328 VERTICAL : RBW:1000.000KHz VBW:0.010KHz SWT:Auto</p>	 <p>Site : 03CH16-HY Condition : AVG_54 3m 91200_1522_240328 VERTICAL : RBW:1000.000KHz VBW:0.010KHz SWT:Auto</p>

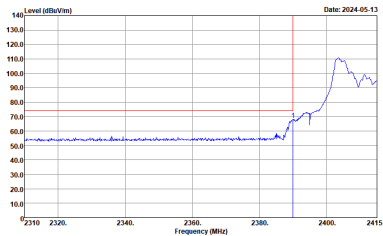
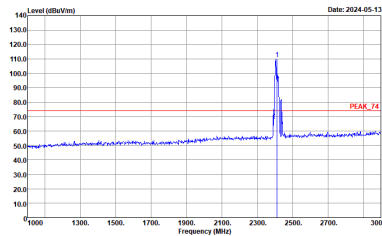
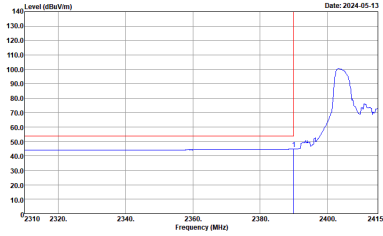
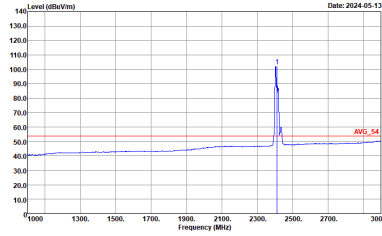


2.4GHz 2400~2483.5MHz

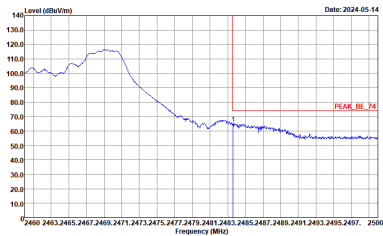
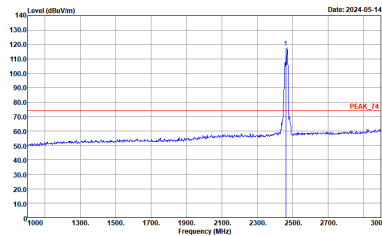
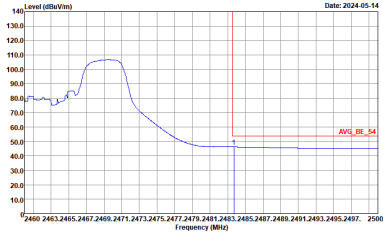
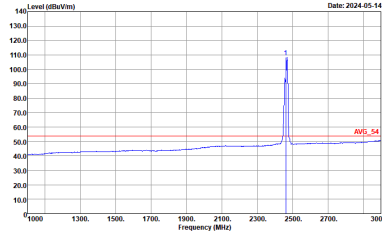
WIFI 802.11ax HE20 Partial 52 (Band Edge @ 3m)

WIFI	2.4GHz 2400~2483.5MHz Band Edge @ 3m	
ANT	802.11ax HE20 Partial 52/37 CH01 2412MHz	
8+9	Horizontal	Fundamental
Peak	 <p>Site : 03CH16-HY Condition : PEAK_BE_74 3m 91200_1522_240328 HORIZONTAL : RBW:1000.000KHz VBW:3000.000KHz SWT:Auto</p>	 <p>Site : 03CH16-HY Condition : PEAK_74 3m 91200_1522_240328 HORIZONTAL : RBW:1000.000KHz VBW:3000.000KHz SWT:Auto</p>
Avg.	 <p>Site : 03CH16-HY Condition : AVG_BE_54 3m 91200_1522_240328 HORIZONTAL : RBW:1000.000KHz VBW:0.010KHz SWT:Auto</p>	 <p>Site : 03CH16-HY Condition : AVG_54 3m 91200_1522_240328 HORIZONTAL : RBW:1000.000KHz VBW:0.010KHz SWT:Auto</p>

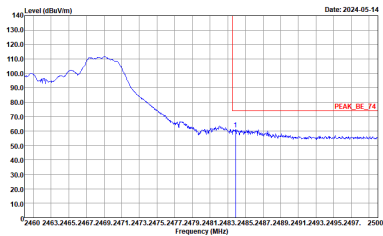
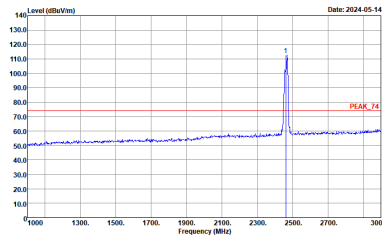
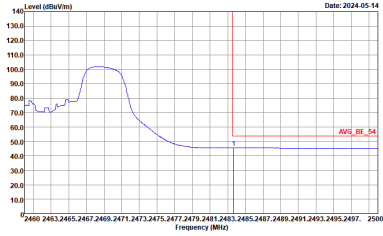
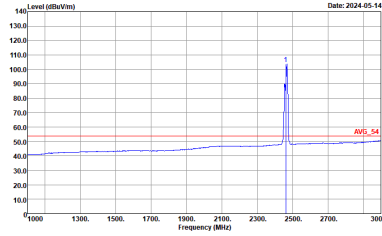


WIFI	2.4GHz 2400~2483.5MHz Band Edge @ 3m	
ANT	802.11ax HE20 Partial 52/37 CH01 2412MHz	
8+9	Vertical	Fundamental
Peak	 <p>Site : 03CH16-HY Condition : PEAK_BE_74 3m 91200_1522_240328 VERTICAL : RBW:1000.000kHz VBW:3000.000kHz SWT:Auto</p>	 <p>Site : 03CH16-HY Condition : PEAK_74 3m 91200_1522_240328 VERTICAL : RBW:1000.000kHz VBW:3000.000kHz SWT:Auto</p>
Avg.	 <p>Site : 03CH16-HY Condition : AVG_BE_54 3m 91200_1522_240328 VERTICAL : RBW:1000.000kHz VBW:0.010kHz SWT:Auto</p>	 <p>Site : 03CH16-HY Condition : AVG_54 3m 91200_1522_240328 VERTICAL : RBW:1000.000kHz VBW:0.010kHz SWT:Auto</p>



WIFI	2.4GHz 2400~2483.5MHz Band Edge @ 3m	
ANT	802.11ax HE20 Partial 52/40 CH11 2462MHz	
8+9	Horizontal	Fundamental
Peak	 <p>Site : 03CH16-HY Condition : PEAK_BE_74 3m 91200_1522_240328 HORIZONTAL : RBW:1000.000kHz VBW:3000.000kHz SWT:Auto</p>	 <p>Site : 03CH16-HY Condition : PEAK_74 3m 91200_1522_240328 HORIZONTAL : RBW:1000.000kHz VBW:3000.000kHz SWT:Auto</p>
Avg.	 <p>Site : 03CH16-HY Condition : AVG_BE_54 3m 91200_1522_240328 HORIZONTAL : RBW:1000.000kHz VBW:0.010kHz SWT:Auto</p>	 <p>Site : 03CH16-HY Condition : AVG_54 3m 91200_1522_240328 HORIZONTAL : RBW:1000.000kHz VBW:0.010kHz SWT:Auto</p>

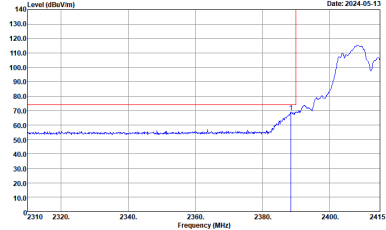
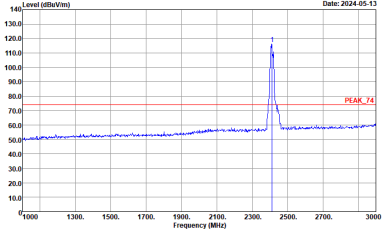
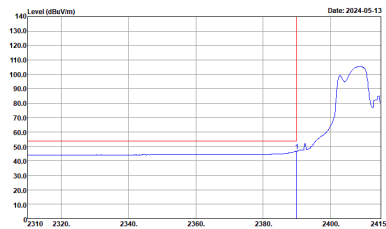
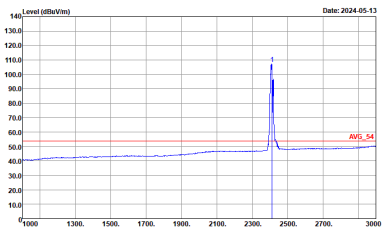


WIFI	2.4GHz 2400~2483.5MHz Fundamental @ 3m	
ANT	802.11ax HE20 Partial 52/40 CH11 2462MHz	
8+9	Vertical	Fundamental
Peak	 <p>Site : 03CH16-HY Condition : PEAK_BE_74 3m 91200_1522_240328 VERTICAL : RBW:1000.000kHz VBW:3000.000kHz SWT:Auto</p>	 <p>Site : 03CH16-HY Condition : PEAK_74 3m 91200_1522_240328 VERTICAL : RBW:1000.000kHz VBW:3000.000kHz SWT:Auto</p>
Avg.	 <p>Site : 03CH16-HY Condition : AVG_BE_54 3m 91200_1522_240328 VERTICAL : RBW:1000.000kHz VBW:0.010kHz SWT:Auto</p>	 <p>Site : 03CH16-HY Condition : AVG_54 3m 91200_1522_240328 VERTICAL : RBW:1000.000kHz VBW:0.010kHz SWT:Auto</p>

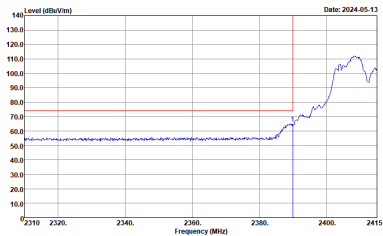
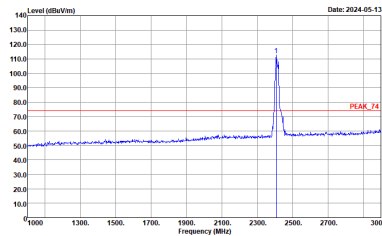
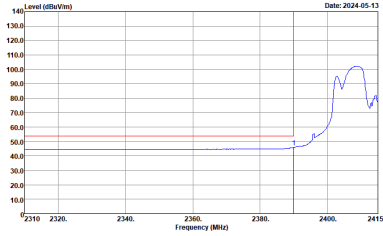
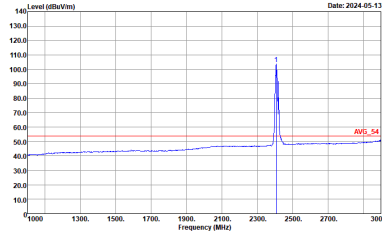


2.4GHz 2400~2483.5MHz

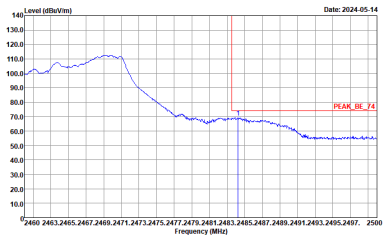
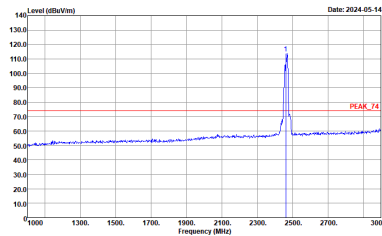
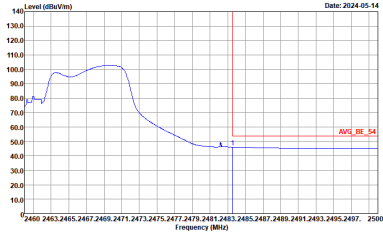
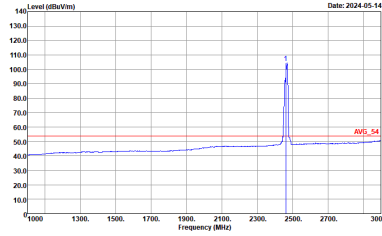
WIFI 802.11ax HE20 Partial 106 (Band Edge @ 3m)

WIFI	2.4GHz 2400~2483.5MHz Band Edge @ 3m	
ANT	802.11ax HE20 Partial 106/53 CH01 2412MHz	
8+9	Horizontal	Fundamental
Peak	 <p>Site : 03CH16-HY Condition : PEAK_BE_74 3m 91200_1522_240328 HORIZONTAL : RBW:1000.000KHz VBW:3000.000KHz SWT:Auto</p>	 <p>Site : 03CH16-HY Condition : PEAK_74 3m 91200_1522_240328 HORIZONTAL : RBW:1000.000KHz VBW:3000.000KHz SWT:Auto</p>
Avg.	 <p>Site : 03CH16-HY Condition : AVG_BE_54 3m 91200_1522_240328 HORIZONTAL : RBW:1000.000KHz VBW:0.010KHz SWT:Auto</p>	 <p>Site : 03CH16-HY Condition : AVG_54 3m 91200_1522_240328 HORIZONTAL : RBW:1000.000KHz VBW:0.010KHz SWT:Auto</p>

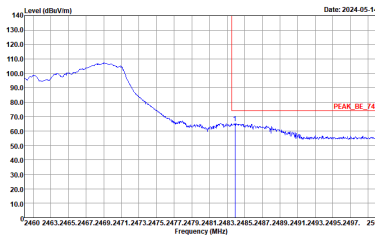
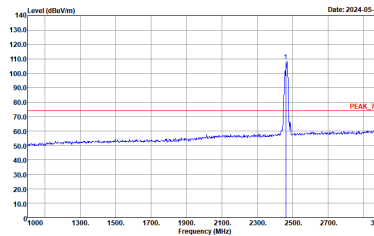
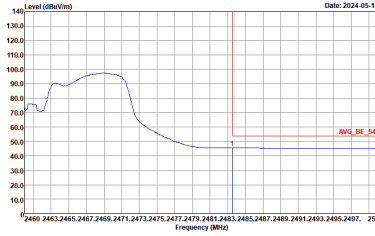
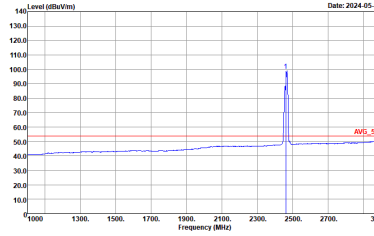


WIFI	2.4GHz 2400~2483.5MHz Band Edge @ 3m	
ANT	802.11ax HE20 Partial 106/53 CH01 2412MHz	
8+9	Vertical	Fundamental
Peak	 <p>Site : 03CH16-HY Condition : PEAK_BE_74 3m 91200_1522_240328 VERTICAL : RBW:1000.000KHz VBW:3000.000KHz SWT:Auto</p>	 <p>Site : 03CH16-HY Condition : PEAK_74 3m 91200_1522_240328 VERTICAL : RBW:1000.000KHz VBW:3000.000KHz SWT:Auto</p>
Avg.	 <p>Site : 03CH16-HY Condition : AVG_BE_54 3m 91200_1522_240328 VERTICAL : RBW:1000.000KHz VBW:0.010KHz SWT:Auto</p>	 <p>Site : 03CH16-HY Condition : AVG_54 3m 91200_1522_240328 VERTICAL : RBW:1000.000KHz VBW:0.010KHz SWT:Auto</p>



WIFI	2.4GHz 2400~2483.5MHz Band Edge @ 3m	
ANT	802.11ax HE20 Partial 106/54 CH11 2462MHz	
8+9	Horizontal	Fundamental
Peak	 <p>Site : 03CH16-HY Condition : PEAK_BE_74 3m 91200_1522_240328 HORIZONTAL : RBW:1000.000KHz VBW:3000.000KHz SWT:Auto</p>	 <p>Site : 03CH16-HY Condition : PEAK_74 3m 91200_1522_240328 HORIZONTAL : RBW:1000.000KHz VBW:3000.000KHz SWT:Auto</p>
Avg.	 <p>Site : 03CH16-HY Condition : AVG_BE_54 3m 91200_1522_240328 HORIZONTAL : RBW:1000.000KHz VBW:0.010KHz SWT:Auto</p>	 <p>Site : 03CH16-HY Condition : AVG_54 3m 91200_1522_240328 HORIZONTAL : RBW:1000.000KHz VBW:0.010KHz SWT:Auto</p>

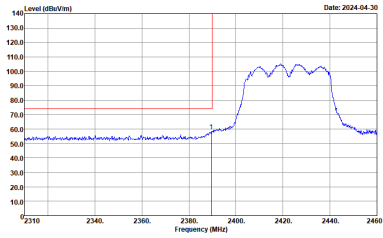
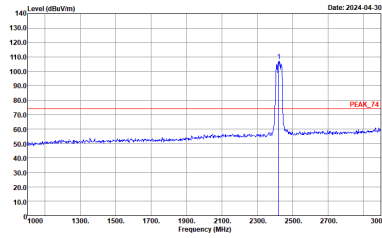
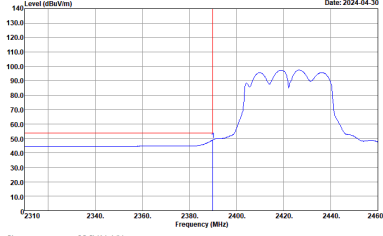
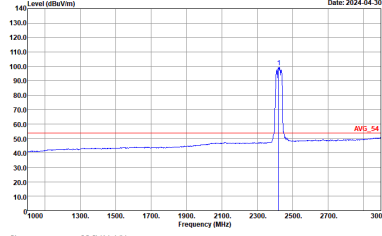


WIFI	2.4GHz 2400~2483.5MHz Band Edge @ 3m	
ANT	802.11ax HE20 Partial 106/54 CH11 2462MHz	
8+9	Vertical	Fundamental
Peak	 <p>Site : 03CH16-HY Condition : PEAK_BE_74 3m 91200_1522_240328 VERTICAL : RBW:1000.000kHz VBW:3000.000kHz SWT:Auto</p>	 <p>Site : 03CH16-HY Condition : PEAK_74 3m 91200_1522_240328 VERTICAL : RBW:1000.000kHz VBW:3000.000kHz SWT:Auto</p>
Avg.	 <p>Site : 03CH16-HY Condition : AVG_BE_54 3m 91200_1522_240328 VERTICAL : RBW:1000.000kHz VBW:0.010kHz SWT:Auto</p>	 <p>Site : 03CH16-HY Condition : AVG_54 3m 91200_1522_240328 VERTICAL : RBW:1000.000kHz VBW:0.010kHz SWT:Auto</p>



2.4GHz 2400~2483.5MHz

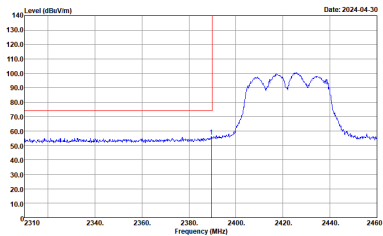
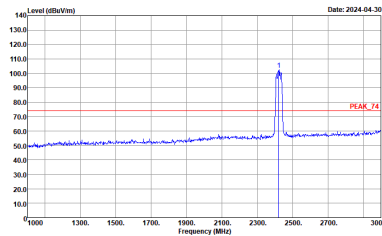
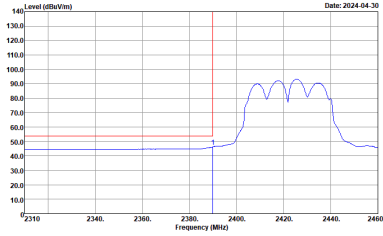
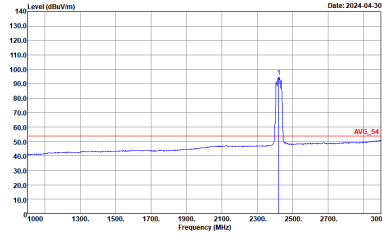
WIFI 802.11ax HE40 Full (Band Edge @ 3m)

WIFI	2.4GHz 2400~2483.5MHz Band Edge @ 3m	
ANT	802.11ax HE40 Full CH03 2422MHz - L	
8+9	Horizontal	Fundamental
Peak	 <p>Site : 03CH16-HY Condition : PEAK_BE_74 3m 91200_1522_240328 HORIZONTAL : RBW:1000.000KHz VBW:3000.000KHz SWT:Auto</p>	 <p>Site : 03CH16-HY Condition : PEAK_74 3m 91200_1522_240328 HORIZONTAL : RBW:1000.000KHz VBW:3000.000KHz SWT:Auto</p>
Avg.	 <p>Site : 03CH16-HY Condition : AVG_BE_54 3m 91200_1522_240328 HORIZONTAL : RBW:1000.000KHz VBW:0.010KHz SWT:Auto</p>	 <p>Site : 03CH16-HY Condition : AVG_54 3m 91200_1522_240328 HORIZONTAL : RBW:1000.000KHz VBW:0.010KHz SWT:Auto</p>

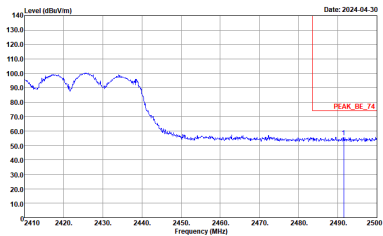
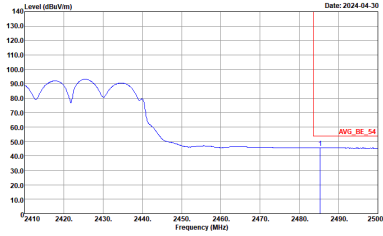


WIFI	2.4GHz 2400~2483.5MHz Band Edge @ 3m	
ANT	802.11ax HE40 Full CH03 2422MHz - R	
8+9	Horizontal	Fundamental
Peak	<p>Site : 03CH16-HY Condition : PEAK_BE_74 3m 91200_1522_240328 HORIZONTAL : RBW:1000.000KHz VBW:3000.000KHz SWT:Auto</p>	Left blank
Avg.	<p>Site : 03CH16-HY Condition : AVG_BE_54 3m 91200_1522_240328 HORIZONTAL : RBW:1000.000KHz VBW:0.010KHz SWT:Auto</p>	Left blank

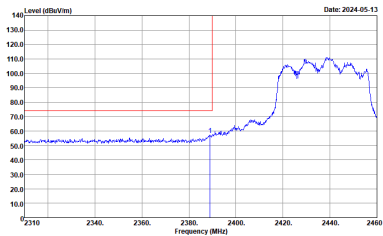
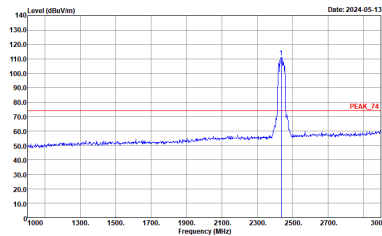
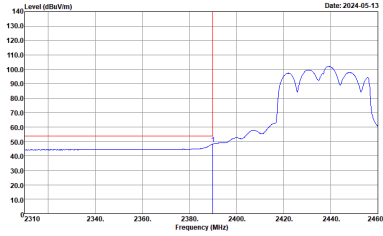
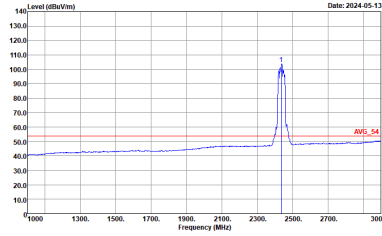


WIFI	2.4GHz 2400~2483.5MHz Band Edge @ 3m	
ANT	802.11ax HE40 Full CH03 2422MHz - L	
8+9	Vertical	Fundamental
Peak	 <p>Site : 03CH16-HY Condition : PEAK_BE_74 3m 91200_1522_240328 VERTICAL : RBW:1000.000KHz VBW:3000.000KHz SWT:Auto</p>	 <p>Site : 03CH16-HY Condition : PEAK_74 3m 91200_1522_240328 VERTICAL : RBW:1000.000KHz VBW:3000.000KHz SWT:Auto</p>
Avg.	 <p>Site : 03CH16-HY Condition : AVG_BE_54 3m 91200_1522_240328 VERTICAL : RBW:1000.000KHz VBW:0.010KHz SWT:Auto</p>	 <p>Site : 03CH16-HY Condition : AVG_54 3m 91200_1522_240328 VERTICAL : RBW:1000.000KHz VBW:0.010KHz SWT:Auto</p>

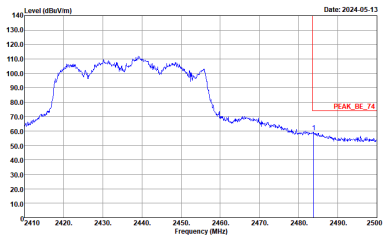
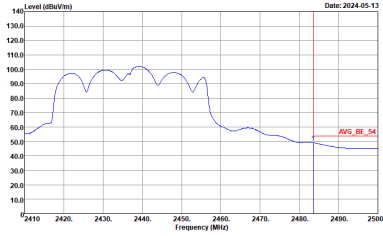


WIFI	2.4GHz 2400~2483.5MHz Band Edge @ 3m	
ANT	802.11ax HE40 Full CH03 2422MHz - R	
8+9	Vertical	Fundamental
<p>Peak</p>	 <p>Site : 03CH16-HY Condition : PEAK_BE_74 3m 91200_1522_240328 VERTICAL : RBW:1000.000KHz VBW:3000.000KHz SWT:Auto</p>	<p>Left blank</p>
<p>Avg.</p>	 <p>Site : 03CH16-HY Condition : AVG_BE_54 3m 91200_1522_240328 VERTICAL : RBW:1000.000KHz VBW:0.010KHz SWT:Auto</p>	<p>Left blank</p>

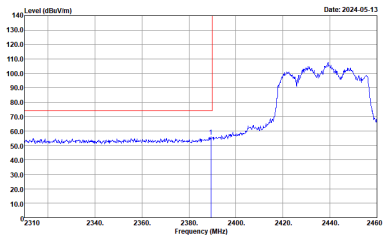
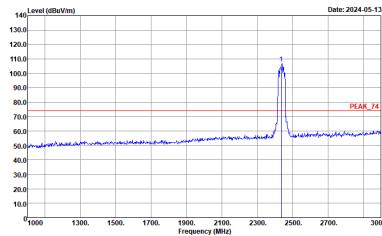
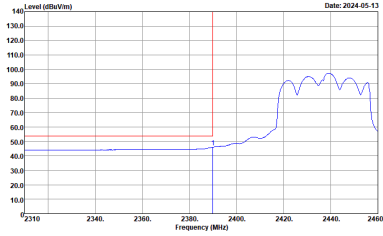
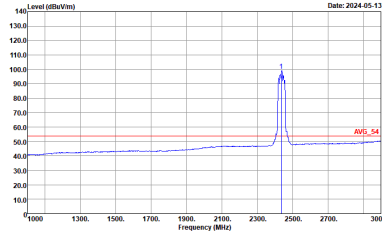


WIFI	2.4GHz 2400~2483.5MHz Band Edge @ 3m	
ANT	802.11ax HE40 Full CH06 2437MHz - L	
8+9	Horizontal	Fundamental
Peak	 <p>Site : 03CH16-HY Condition : PEAK_BE_74 3m 91200_1522_240328 HORIZONTAL : RBW:1000.000kHz VBW:3000.000kHz SWT:Auto</p>	 <p>Site : 03CH16-HY Condition : PEAK_74 3m 91200_1522_240328 HORIZONTAL : RBW:1000.000kHz VBW:3000.000kHz SWT:Auto</p>
Avg.	 <p>Site : 03CH16-HY Condition : AVG_BE_54 3m 91200_1522_240328 HORIZONTAL : RBW:1000.000kHz VBW:0.010kHz SWT:Auto</p>	 <p>Site : 03CH16-HY Condition : AVG_54 3m 91200_1522_240328 HORIZONTAL : RBW:1000.000kHz VBW:0.010kHz SWT:Auto</p>



WIFI	2.4GHz 2400~2483.5MHz Band Edge @ 3m	
ANT	802.11ax HE40 Full CH06 2437MHz - R	
8+9	Horizontal	Fundamental
<p>Peak</p>	 <p>Site : 03CH16-HY Condition : PEAK_BE_74 3m 91200_1522_240328 HORIZONTAL : RBW:1000.000kHz VBW:3000.000kHz SWT:Auto</p>	<p>Left blank</p>
<p>Avg.</p>	 <p>Site : 03CH16-HY Condition : AVG_BE_54 3m 91200_1522_240328 HORIZONTAL : RBW:1000.000kHz VBW:0.010kHz SWT:Auto</p>	<p>Left blank</p>

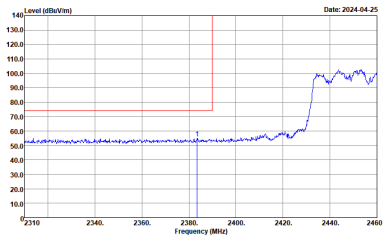
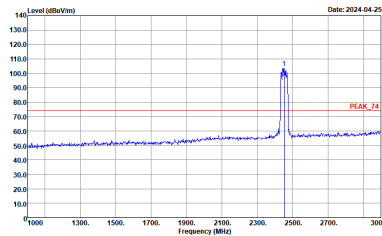
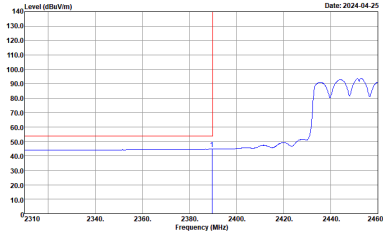
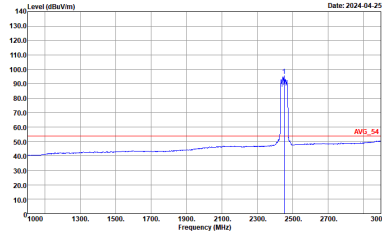


WIFI	2.4GHz 2400~2483.5MHz Band Edge @ 3m	
ANT	802.11ax HE40 Full CH06 2437MHz - L	
8+9	Vertical	Fundamental
Peak	 <p>Site : 03CH16-HY Condition : PEAK_BE_74 3m 91200_1522_240328 VERTICAL : RBW:1000.000KHz VBW:3000.000KHz SWT:Auto</p>	 <p>Site : 03CH16-HY Condition : PEAK_74 3m 91200_1522_240328 VERTICAL : RBW:1000.000KHz VBW:3000.000KHz SWT:Auto</p>
Avg.	 <p>Site : 03CH16-HY Condition : AVG_BE_54 3m 91200_1522_240328 VERTICAL : RBW:1000.000KHz VBW:0.010KHz SWT:Auto</p>	 <p>Site : 03CH16-HY Condition : AVG_54 3m 91200_1522_240328 VERTICAL : RBW:1000.000KHz VBW:0.010KHz SWT:Auto</p>



WIFI	2.4GHz 2400~2483.5MHz Band Edge @ 3m	
ANT	802.11ax HE40 Full CH06 2437MHz - R	
8+9	Vertical	Fundamental
<p>Peak</p>		<p>Left blank</p>
<p>Avg.</p>		<p>Left blank</p>



WIFI	2.4GHz 2400~2483.5MHz Band Edge @ 3m	
ANT	802.11ax HE40 Full CH09 2452MHz - L	
8+9	Horizontal	Fundamental
Peak	 <p>Site : 03CH16-HY Condition : PEAK_BE_74 3m 91200_1522_240328 HORIZONTAL : RBW:1000.000kHz VBW:3000.000kHz SWT:Auto</p>	 <p>Site : 03CH16-HY Condition : PEAK_74 3m 91200_1522_240328 HORIZONTAL : RBW:1000.000kHz VBW:3000.000kHz SWT:Auto</p>
Avg.	 <p>Site : 03CH16-HY Condition : AVG_BE_54 3m 91200_1522_240328 HORIZONTAL : RBW:1000.000kHz VBW:0.010kHz SWT:Auto</p>	 <p>Site : 03CH16-HY Condition : AVG_54 3m 91200_1522_240328 HORIZONTAL : RBW:1000.000kHz VBW:0.010kHz SWT:Auto</p>