

B.1 Conducted Emission Measurement



FRONT VIEW




BACK VIEW


B.2 Radiated Measurement at Chamber

Frequency Below to 1GHz

Lie With PCB antenna




Side With PCB antenna




Stand With PCB antenna



Side With Omni-S antenna




Stand With Omni-S antenna




Frequency Above to 1GHz


Lie With PCB antenna




Side With PCB antenna




Stand With PCB antenna



Side With Omni-S antenna



Stand With Omni-S antenna



B.3 RF Conducted Measurement



EUT Zoom In View

