

B.1 Conducted Emission Measurement



FRONT VIEW




BACK VIEW


B.2 Radiated Measurement at Chamber

Frequency Below to 1GHz


Lie view with PCB antenna




Side view with PCB antenna




Stand view with PCB antenna



Side view with Omni-S antenna




Stand view with Omni-S antenna



Frequency Above to 1GHz

Lie view with PCB antenna




Side view with PCB antenna




Stand view with PCB antenna



Side view with Omni-S antenna



Stand view with Omni-S antenna



EUT Zoom In View



B.3 RF Conducted Measurement



EUT Zoom In View

