


## B.1 Conducted Emission Measurement



FRONT VIEW




BACK VIEW


## B.2 Radiated Measurement at Chamber

Frequency Below to 1GHz


Lie view with PCB antenna




Side view with PCB antenna



Stand view with PCB antenna




Side view with Omni-S antenna






Stand view with Omni-S antenna



Frequency Above to 1GHz

Lie view with PCB antenna



Side view with PCB antenna




Stand view with PCB antenna







Side view with Omni-S antenna



Stand view with Omni-S antenna



EUT Zoom In View



### B.3 RF Conducted Measurement



EUT Zoom In View

