

#01_HAC_E_GSM850_GSM Voice_Ch128

Communication System: GSM-FDD (TDMA, GMSK); Frequency: 824.2 MHz; Duty Cycle: 1:8.6896

Medium: Air Medium parameters used: $\sigma = 0$ S/m, $\epsilon_r = 1$; $\rho = 0$ kg/m³

Ambient Temperature : 23.4 °C;

DASY5 Configuration:

- Probe: EF3DV3 - SN4047; ConvF(1, 1, 1) @ 824.2 MHz; Calibrated: 2019/1/30
- Sensor-Surface: (Fix Surface)
- Electronics: DAE4 Sn699; Calibrated: 2019/1/3
- Phantom: HAC Test Arch with AMCC; Type: SD HAC P01 BA;
- Measurement SW: DASY52, Version 52.10 (2); SEMCAD X Version 14.6.12 (7470)

E Scan - ER3D: 15 mm from Probe Center to the Device/Hearing Aid Compatibility Test

(101x101x1): Interpolated grid: dx=0.5000 mm, dy=0.5000 mm

Device Reference Point: 0, 0, -6.3 mm

Reference Value = 60.99 V/m; Power Drift = 0.07 dB

Applied MIF = 3.63 dB

RF audio interference level = 36.70 dBV/m

Emission category: M4

MIF scaled E-field


Grid 1 M4 35.64 dBV/m	Grid 2 M4 36.37 dBV/m	Grid 3 M4 36.25 dBV/m
Grid 4 M4 36.1 dBV/m	Grid 5 M4 36.7 dBV/m	Grid 6 M4 36.57 dBV/m
Grid 7 M4 36.26 dBV/m	Grid 8 M4 36.68 dBV/m	Grid 9 M4 36.53 dBV/m

Cursor:

Total = 36.70 dBV/m

E Category: M4

Location: -4.5, 1, 8.7 mm



0 dB = 68.37 V/m = 36.70 dBV/m

#02_HAC_E_GSM850_GSM Voice_Ch189

Communication System: GSM-FDD (TDMA, GMSK); Frequency: 836.4 MHz; Duty Cycle: 1:8.6896

Medium: Air Medium parameters used: $\sigma = 0 \text{ S/m}$, $\epsilon_r = 1$; $\rho = 0 \text{ kg/m}^3$

Ambient Temperature : 23.4 °C

DASY5 Configuration:

- Probe: EF3DV3 - SN4047; ConvF(1, 1, 1) @ 836.4 MHz; Calibrated: 2019/1/30
- Sensor-Surface: (Fix Surface)
- Electronics: DAE4 Sn699; Calibrated: 2019/1/3
- Phantom: HAC Test Arch with AMCC; Type: SD HAC P01 BA;
- Measurement SW: DASY52, Version 52.10 (2); SEMCAD X Version 14.6.12 (7470)

E Scan - ER3D: 15 mm from Probe Center to the Device/Hearing Aid Compatibility Test

(101x101x1): Interpolated grid: dx=0.5000 mm, dy=0.5000 mm

Device Reference Point: 0, 0, -6.3 mm

Reference Value = 66.10 V/m; Power Drift = -0.05 dB

Applied MIF = 3.63 dB

RF audio interference level = 37.39 dBV/m

Emission category: M4

MIF scaled E-field


Grid 1 M4 36.34 dBV/m	Grid 2 M4 37.04 dBV/m	Grid 3 M4 36.93 dBV/m
Grid 4 M4 36.82 dBV/m	Grid 5 M4 37.39 dBV/m	Grid 6 M4 37.23 dBV/m
Grid 7 M4 37.1 dBV/m	Grid 8 M4 37.35 dBV/m	Grid 9 M4 37.19 dBV/m

Cursor:

Total = 37.39 dBV/m

E Category: M4

Location: -4, 1.5, 8.7 mm



0 dB = 74.02 V/m = 37.39 dBV/m

#03_HAC_E_GSM850_GSM Voice_Ch251

Communication System: GSM-FDD (TDMA, GMSK); Frequency: 848.8 MHz; Duty Cycle: 1:8.6896

Medium: Air Medium parameters used: $\sigma = 0$ S/m, $\epsilon_r = 1$; $\rho = 0$ kg/m³

Ambient Temperature : 23.4 °C;

DASY5 Configuration:

- Probe: EF3DV3 - SN4047; ConvF(1, 1, 1) @ 848.8 MHz; Calibrated: 2019/1/30
- Sensor-Surface: (Fix Surface)
- Electronics: DAE4 Sn699; Calibrated: 2019/1/3
- Phantom: HAC Test Arch with AMCC; Type: SD HAC P01 BA;
- Measurement SW: DASY52, Version 52.10 (2); SEMCAD X Version 14.6.12 (7470)

E Scan - ER3D: 15 mm from Probe Center to the Device/Hearing Aid Compatibility Test

(101x101x1): Interpolated grid: dx=0.5000 mm, dy=0.5000 mm

Device Reference Point: 0, 0, -6.3 mm

Reference Value = 61.54 V/m; Power Drift = -0.09 dB

Applied MIF = 3.63 dB

RF audio interference level = 36.93 dBV/m

Emission category: M4

MIF scaled E-field


Grid 1 M4 35.23 dBV/m	Grid 2 M4 36.41 dBV/m	Grid 3 M4 36.37 dBV/m
Grid 4 M4 35.93 dBV/m	Grid 5 M4 36.89 dBV/m	Grid 6 M4 36.81 dBV/m
Grid 7 M4 36.38 dBV/m	Grid 8 M4 36.93 dBV/m	Grid 9 M4 36.82 dBV/m

Cursor:

Total = 36.93 dBV/m

E Category: M4

Location: -3.5, 19.5, 8.7 mm



#04_HAC_E_GSM1900_GSM Voice_Ch512

Communication System: GSM-FDD (TDMA, GMSK); Frequency: 1850.2 MHz; Duty Cycle: 1:8.6896

Medium: Air Medium parameters used: $\sigma = 0$ S/m, $\epsilon_r = 1$; $\rho = 0$ kg/m³

Ambient Temperature : 23.4 °C;

DASY5 Configuration:

- Probe: EF3DV3 - SN4047; ConvF(1, 1, 1) @ 1850.2 MHz; Calibrated: 2019/1/30
- Sensor-Surface: (Fix Surface)
- Electronics: DAE4 Sn699; Calibrated: 2019/1/3
- Phantom: HAC Test Arch with AMCC; Type: SD HAC P01 BA;
- Measurement SW: DASY52, Version 52.10 (2); SEMCAD X Version 14.6.12 (7470)

E Scan - ER3D: 15 mm from Probe Center to the Device/Hearing Aid Compatibility Test

(101x101x1): Interpolated grid: dx=0.5000 mm, dy=0.5000 mm

Device Reference Point: 0, 0, -6.3 mm

Reference Value = 16.56 V/m; Power Drift = 0.04 dB

Applied MIF = 3.63 dB

RF audio interference level = 27.24 dBV/m

Emission category: M4

MIF scaled E-field


Grid 1 M4 25.94 dBV/m	Grid 2 M4 25.51 dBV/m	Grid 3 M4 24.82 dBV/m
Grid 4 M4 26.36 dBV/m	Grid 5 M4 26.54 dBV/m	Grid 6 M4 26.08 dBV/m
Grid 7 M4 26.86 dBV/m	Grid 8 M4 27.24 dBV/m	Grid 9 M4 26.76 dBV/m

Cursor:

Total = 27.24 dBV/m

E Category: M4

Location: 0.5, 25, 8.7 mm



0 dB = 23.02 V/m = 27.24 dBV/m

#05_HAC_E_GSM1900_GSM Voice_Ch661

Communication System: GSM-FDD (TDMA, GMSK); Frequency: 1880 MHz; Duty Cycle: 1:8.6896

Medium: Air Medium parameters used: $\sigma = 0 \text{ S/m}$, $\epsilon_r = 1$; $\rho = 0 \text{ kg/m}^3$

Ambient Temperature : 23.4 °C;

DASY5 Configuration:

- Probe: EF3DV3 - SN4047; ConvF(1, 1, 1) @ 1880 MHz; Calibrated: 2019/1/30
- Sensor-Surface: (Fix Surface)
- Electronics: DAE4 Sn699; Calibrated: 2019/1/3
- Phantom: HAC Test Arch with AMCC; Type: SD HAC P01 BA;
- Measurement SW: DASY52, Version 52.10 (2); SEMCAD X Version 14.6.12 (7470)

E Scan - ER3D: 15 mm from Probe Center to the Device/Hearing Aid Compatibility Test

(101x101x1): Interpolated grid: dx=0.5000 mm, dy=0.5000 mm

Device Reference Point: 0, 0, -6.3 mm

Reference Value = 15.61 V/m; Power Drift = -0.10 dB

Applied MIF = 3.63 dB

RF audio interference level = 27.57 dBV/m

Emission category: M4

MIF scaled E-field


Grid 1 M4 26.74 dBV/m	Grid 2 M4 25.47 dBV/m	Grid 3 M4 25.14 dBV/m
Grid 4 M4 26.05 dBV/m	Grid 5 M4 26.14 dBV/m	Grid 6 M4 25.82 dBV/m
Grid 7 M4 27.39 dBV/m	Grid 8 M4 27.57 dBV/m	Grid 9 M4 27.13 dBV/m

Cursor:

Total = 27.57 dBV/m

E Category: M4

Location: 1, 25, 8.7 mm



0 dB = 23.89 V/m = 27.56 dBV/m

#06_HAC_E_GSM1900_GSM Voice_Ch810

Communication System: DAC, GSM-FDD (TDMA, GMSK); Frequency: 1909.8 MHz; Duty Cycle: 1:8.6896

Medium: Air Medium parameters used: $\sigma = 0$ S/m, $\epsilon_r = 1$; $\rho = 0$ kg/m³

Ambient Temperature : 23.4 °C;

DASY5 Configuration:

- Probe: EF3DV3 - SN4047; ConvF(1, 1, 1) @ 1909.8 MHz; Calibrated: 2019/1/30
- Sensor-Surface: (Fix Surface)
- Electronics: DAE4 Sn699; Calibrated: 2019/1/3
- Phantom: HAC Test Arch with AMCC; Type: SD HAC P01 BA;
- Measurement SW: DASY52, Version 52.10 (2); SEMCAD X Version 14.6.12 (7470)

E Scan - ER3D: 15 mm from Probe Center to the Device/Hearing Aid Compatibility Test

(101x101x1): Interpolated grid: dx=0.5000 mm, dy=0.5000 mm

Device Reference Point: 0, 0, -6.3 mm

Reference Value = 14.97 V/m; Power Drift = 0.08 dB

Applied MIF = 3.63 dB

RF audio interference level = 27.70 dBV/m

Emission category: M4

MIF scaled E-field


Grid 1 M4 27.22 dBV/m	Grid 2 M4 26.56 dBV/m	Grid 3 M4 26.38 dBV/m
Grid 4 M4 26.46 dBV/m	Grid 5 M4 26.31 dBV/m	Grid 6 M4 25.86 dBV/m
Grid 7 M4 27.36 dBV/m	Grid 8 M4 27.7 dBV/m	Grid 9 M4 27.42 dBV/m

Cursor:

Total = 27.70 dBV/m

E Category: M4

Location: 0.5, 25, 8.7 mm



0 dB = 24.27 V/m = 27.70 dBV/m