

FCC Test Report

FCC ID : U4G-Q104G
Equipment : PDA
Brand Name : DATALOGIC
Model Name : MEMOR 20 WWAN
Applicant : Datalogic S.r.l.
Via S. Vitalino, 13 40012, Lippo di
Calderara di Reno (BO) ITALY
Manufacturer : Datalogic S.r.l.
Via S. Vitalino, 13 40012, Lippo di
Calderara di Reno (BO) ITALY
Standard : 47 CFR FCC Part 15.247

The product was received on Sep. 20, 2018, and testing was started from Aug. 13, 2019 and completed on Sep. 11, 2019. We, SPORTON INTERNATIONAL INC. EMC & Wireless Communications Laboratory, would like to declare that the tested sample has been evaluated in accordance with the procedures given in ANSI C63.10-2013 and shown compliance with the applicable technical standards.

The report must not be used by the client to claim product certification, approval, or endorsement by TAF or any agency of government.

The test results in this report apply exclusively to the tested model / sample. Without written approval of SPORTON INTERNATIONAL INC. EMC & Wireless Communications Laboratory, the test report shall not be reproduced except in full.



Approved by: Allen Lin

SPORTON INTERNATIONAL INC. EMC & Wireless Communications Laboratory

No. 52, Huaya 1st Rd., Guishan Dist., Taoyuan City, Taiwan (R.O.C.)



Table of Contents

HISTORY OF THIS TEST REPORT3

SUMMARY OF TEST RESULT4

1 GENERAL DESCRIPTION5

1.1 Information.....5

1.2 Testing Applied Standards7

1.3 Testing Location Information7

1.4 Measurement Uncertainty7

2 TEST CONFIGURATION OF EUT.....8

2.1 Test Condition8

2.2 Test Channel Mode8

2.3 The Worst Case Measurement Configuration.....9

2.4 Accessories and Support Equipment10

2.5 Test Setup Diagram11

3 TRANSMITTER TEST RESULT12

3.1 AC Power-line Conducted Emissions12

3.2 DTS Bandwidth.....14

3.3 Maximum Conducted Output Power15

3.4 Power Spectral Density17

3.5 Emissions in Non-restricted Frequency Bands18

3.6 Emissions in Restricted Frequency Bands.....19

4 TEST EQUIPMENT AND CALIBRATION DATA22

APPENDIX A. TEST RESULTS OF AC POWER-LINE CONDUCTED EMISSIONS

APPENDIX B. TEST RESULTS OF DTS BANDWIDTH

APPENDIX C. TEST RESULTS OF MAXIMUM CONDUCTED OUTPUT POWER

APPENDIX D. TEST RESULTS OF POWER SPECTRAL DENSITY

APPENDIX E. TEST RESULTS OF EMISSIONS IN NON-RESTRICTED FREQUENCY BANDS

APPENDIX F. TEST RESULTS OF EMISSIONS IN RESTRICTED FREQUENCY BANDS

APPENDIX G. TEST PHOTOS

PRODUCTION POWER TABLE

PHOTOGRAPHS OF EUT V01



Summary of Test Result

Report Clause	Ref. Std. Clause	Test Items	Result (PASS/FAIL)	Remark
1.1.2	15.203	Antenna Requirement	PASS	-
3.1	15.207	AC Power-line Conducted Emissions	PASS	-
3.2	15.247(a)	DTS Bandwidth	PASS	-
3.3	15.247(b)	Maximum Conducted Output Power	PASS	-
3.4	15.247(e)	Power Spectral Density	PASS	-
3.5	15.247(d)	Emissions in Non-restricted Frequency Bands	PASS	-
3.6	15.247(d)	Emissions in Restricted Frequency Bands	PASS	-

Declaration of Conformity:

The test results with all measurement uncertainty excluded are presented in accordance with the regulation limits or requirements declared by manufacturers.

Comments and explanations:

None

Reviewed by: Jackson Tsai

Report Producer: Ann Hou



1 General Description

1.1 Information

1.1.1 RF General Information

Frequency Range (MHz)	IEEE Std. 802.11	Ch. Frequency (MHz)	Channel Number
2400-2483.5	b, g, n (HT20)	2412-2462	1-11 [11]

Band	Mode	BWch (MHz)	Nant
2.4-2.4835GHz	802.11b	20	1TX
2.4-2.4835GHz	802.11g	20	1TX
2.4-2.4835GHz	802.11n HT20	20	1TX

Note:

- ◆ 11b mode uses a combination of DSSS-DBPSK, DQPSK, CCK modulation.
- ◆ 11g and HT20 use a combination of OFDM-BPSK, QPSK, 16QAM, 64QAM modulation.
- ◆ BWch is the nominal channel bandwidth.

1.1.2 Antenna Information

Ant.	Brand	Model Name	Antenna Type	Connector
1	-	-	PIFA	Mini-IPEX

Ant.	Port	Gain (dBi)		
		2.4G	5G	BT
1	1	2.93	4.16	2.93

Note 1: The EUT has one antenna.

For 2.4GHz function:

For IEEE 802.11 b/g/n mode (1TX/1RX)

Ant. 1 (port 1) could transmit/receive simultaneously.

For 5GHz function:

For IEEE 802.11 a/n/ac mode (1TX/1RX)

Ant. 1 (port 1) could transmit/receive simultaneously.

For BT function:

For IEEE 802.15.1 Bluetooth mode (1TX/1RX)

Ant. 1 (port 1) could transmit/receive simultaneously.



1.1.3 EUT Information

Operational Condition				
EUT Power Type	From AC Adapter / Battery			
EUT Function	<input checked="" type="checkbox"/>	Point-to-multipoint	<input type="checkbox"/>	Point-to-point
Beamforming Function	<input type="checkbox"/>	With beamforming	<input checked="" type="checkbox"/>	Without beamforming
Type of EUT				
<input checked="" type="checkbox"/>	Stand-alone			
<input type="checkbox"/>	Combined (EUT where the radio part is fully integrated within another device)			
	Combined Equipment - Brand Name / Model No.: ...			
<input type="checkbox"/>	Plug-in radio (EUT intended for a variety of host systems)			
	Host System - Brand Name / Model No.: ...			
<input type="checkbox"/>	Other:			

1.1.4 Mode Test Duty Cycle

Mode	DC	DCF(dB)	T(s)	VBW(Hz) ≥ 1/T
802.11b	0.992	0.03	n/a (DC>=0.98)	n/a (DC>=0.98)
802.11g	0.953	0.21	2.034m	1k
802.11n HT20	0.951	0.22	1.894m	1k

Note. If DC < 0.98, the DCF was added while measuring Output power and PSD.

1.1.5 Table for Multiple Listing

The brand/model names in the following table are all refer to the identical product.

Brand Name	Model Name	Cover	Description
DATALOGIC	MEMOR 20 WWAN	White	There are two enclosures for EUT. All samples are identical, only the color is different.
		Black	

1.2 Testing Applied Standards

According to the specifications of the manufacturer, the EUT must comply with the requirements of the following standards:

- ◆ 47 CFR FCC Part 15
- ◆ ANSI C63.10-2013
- ◆ KDB 558074 D01 v05r02
- ◆ KDB 414788 D01 v01r01

1.3 Testing Location Information

Testing Location		
<input checked="" type="checkbox"/>	HWA YA	ADD : No. 52, Huaya 1st Rd., Guishan Dist., Taoyuan City, Taiwan (R.O.C.) TEL : 886-3-327-3456 FAX : 886-3-327-0973
Test site Designation No. TW1190 with FCC.		
<input type="checkbox"/>	JHUBEI	ADD : No.8, Ln. 724, Bo'ai St., Zhubei City, Hsinchu County, Taiwan (R.O.C.) TEL : 886-3-656-9065 FAX : 886-3-656-9085
Test site Designation No. TW0006 with FCC.		

Test Condition	Test Site No.	Test Engineer	Test Environment	Test Date
AC Conduction	CO04-HY	Edward	22.4~23.9°C / 64.2~72.2%	11/Sep/2019
RF Conducted	TH06-HY	Tim	23.5~25°C / 63~68%	16/Aug/2019
Radiated	03CH09-HY	Daniel	23.1~23.9°C / 52~55%	13/Aug/2019~ 11/Sep/2019

1.4 Measurement Uncertainty

ISO/IEC 17025 requires that an estimate of the measurement uncertainties associated with the emissions test results be included in the report. The measurement uncertainties given below are based on a 95% confidence level (based on a coverage factor (k=2))

Test Items	Uncertainty	Remark
Conducted Emission (150kHz ~ 30MHz)	3.54 dB	Confidence levels of 95%
Radiated Emission (9kHz ~ 30MHz)	1.6 dB	Confidence levels of 95%
Radiated Emission (30MHz ~ 1,000MHz)	4.3 dB	Confidence levels of 95%
Radiated Emission (1GHz ~ 18GHz)	3.9 dB	Confidence levels of 95%
Radiated Emission (18GHz ~ 40GHz)	3.5 dB	Confidence levels of 95%
Conducted Emission	1.3 dB	Confidence levels of 95%
Temperature	0.7 °C	Confidence levels of 95%
Humidity	4 %	Confidence levels of 95%



2 Test Configuration of EUT

2.1 Test Condition

RF Conducted	Abbreviation	Remark
TnomVnom	Tnom	20°C
-	Vnom	120V

2.2 Test Channel Mode

Test Software Version	QDART_WIN_4_8
-----------------------	---------------




Mode	Power Setting		
	Radiated Setting	Conducted Setting	Production power Setting
802.11b_Nss1,(1Mbps)_1TX	-	-	-
2412MHz	21	18.5	17
2417MHz	22	18.5	17
2437MHz	23.5	18.5	17
2457MHz	20.5	18.5	17
2462MHz	19.5	18.5	17
802.11g_Nss1,(6Mbps)_1TX	-	-	-
2412MHz	17.5	16	14
2417MHz	20.5	16	14
2437MHz	22.5	16	14
2457MHz	17.5	16	14
2462MHz	16	16	14
802.11n HT20_Nss1,(MCS0)_1TX	-	-	-
2412MHz	17.5	16	14
2417MHz	20	16	14
2437MHz	22	16	14
2457MHz	17.5	16	14
2462MHz	16	16	14

Note: The Radiated setting and Conducted setting mentioned above is the worst configuration for each other, and the worst configuration and result of that was recorded as the final power setting parameter.

2.3 The Worst Case Measurement Configuration

The Worst Case Mode for Following Conformance Tests	
Tests Item	AC power-line conducted emissions
Condition	AC power-line conducted measurement for line and neutral
Operating Mode	CTX
1	Adapter mode

The Worst Case Mode for Following Conformance Tests	
Tests Item	DTS Bandwidth Maximum Conducted Output Power Power Spectral Density Emissions in Non-restricted Frequency Bands
Test Condition	Conducted measurement at transmit chains

The Worst Case Mode for Following Conformance Tests			
Tests Item	Emissions in Restricted Frequency Bands		
Test Condition	Radiated measurement If EUT consist of multiple antenna assembly (multiple antenna are used in EUT regardless of spatial multiplexing MIMO configuration), the radiated test should be performed with highest antenna gain of each antenna type.		
Operating Mode < 1GHz	CTX		
1	Adapter mode		
Operating Mode > 1GHz	CTX		
Orthogonal Planes of EUT	X Plane	Y Plane	Z Plane
			
Worst Planes of EUT	V		



2.4 Accessories and Support Equipment

Accessories				
Battery	Brand Name	DATALOGIC	Model Name	BY-05
	Power Rating	3.85Vdc, 3900mAh	Type	Li-ion
USB Cable	Power Cord	1.2 meter, shielded cable, w/o ferrite core		

Reminder: Regarding to more detail and other information, please refer to user manual.

Support Equipment – AC Conduction				
No.	Equipment	Brand Name	Model Name	FCC ID
1	AC adapter	Channel Well	2ACP0183	N/A

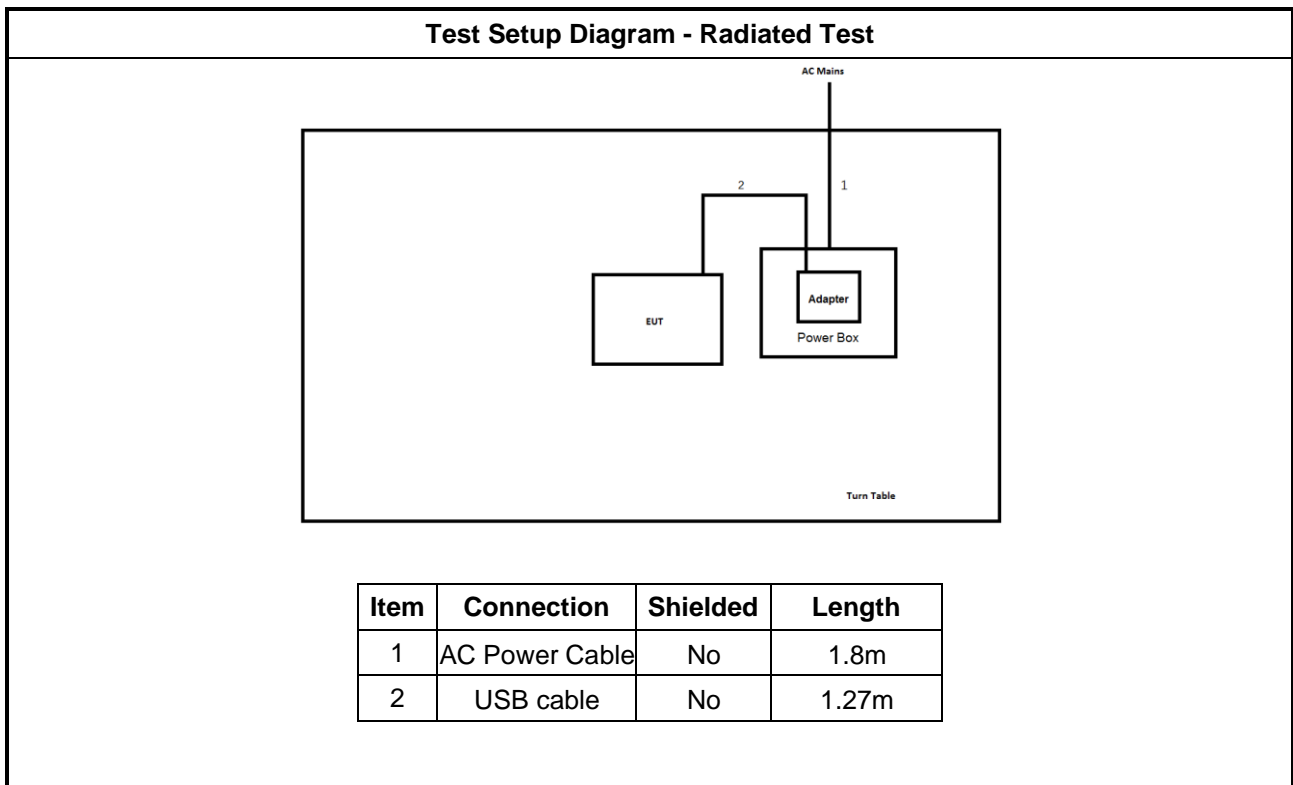
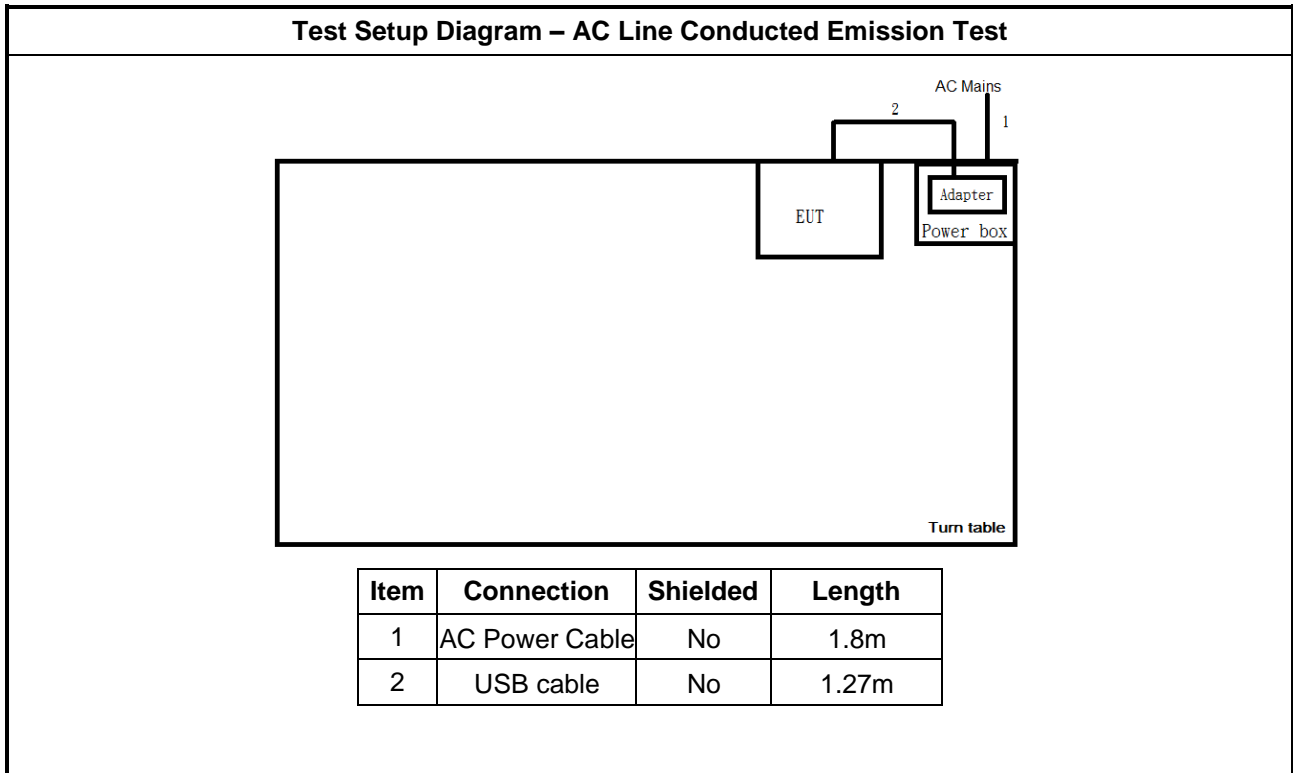
Note: Support equipment No.1 was provided by customer.

Support Equipment – RF Conducted				
No.	Equipment	Brand Name	Model Name	FCC ID
1	Notebook	DELL	E5410	DoC
2	Adapter for NB	DELL	HA65NM130	DoC

Support Equipment – Radiated Emission				
No.	Equipment	Brand Name	Model Name	FCC ID
1	AC adapter	Channel Well	2ACP0183	N/A

Note: Support equipment No.1 was provided by customer.

2.5 Test Setup Diagram





3 Transmitter Test Result

3.1 AC Power-line Conducted Emissions

3.1.1 AC Power-line Conducted Emissions Limit

AC Power-line Conducted Emissions Limit		
Frequency Emission (MHz)	Quasi-Peak	Average
0.15-0.5	66 - 56 *	56 - 46 *
0.5-5	56	46
5-30	60	50

Note 1: * Decreases with the logarithm of the frequency.

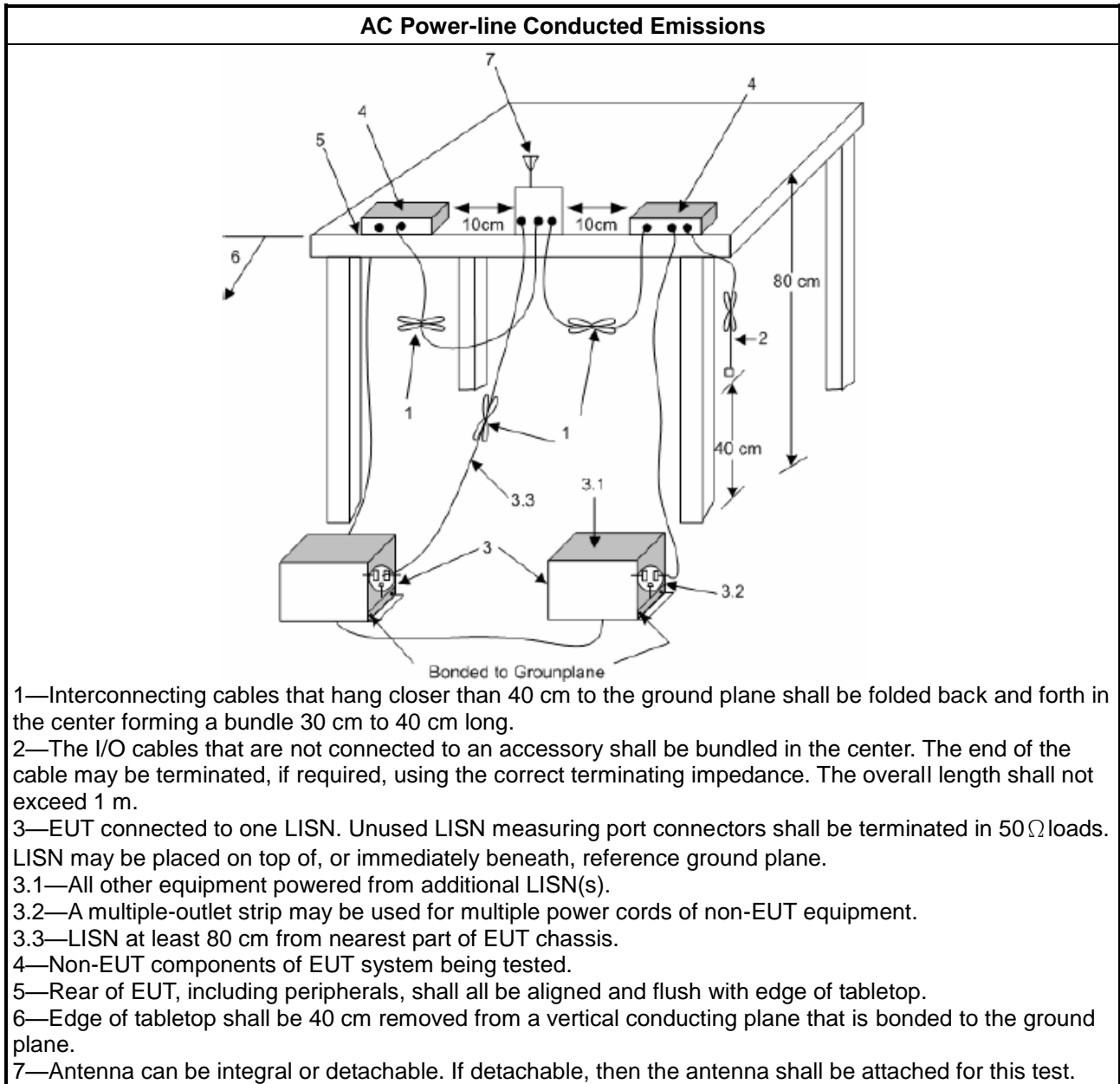
3.1.2 Measuring Instruments

Refer a test equipment and calibration data table in this test report.

3.1.3 Test Procedures

Test Method
<input checked="" type="checkbox"/> Refer as ANSI C63.10-2013, clause 6.2 for AC power-line conducted emissions.

3.1.4 Test Setup



3.1.5 Test Result of AC Power-line Conducted Emissions

Refer as Appendix A

3.2 DTS Bandwidth

3.2.1 6dB Bandwidth Limit

6dB Bandwidth Limit	
Systems using digital modulation techniques:	
<ul style="list-style-type: none"> ▪ 6 dB bandwidth \geq 500 kHz. 	

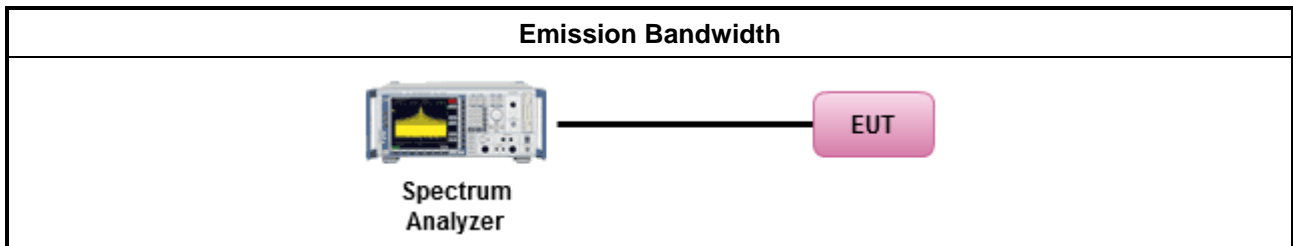
3.2.2 Measuring Instruments

Refer a test equipment and calibration data table in this test report.

3.2.3 Test Procedures

Test Method	
<ul style="list-style-type: none"> ▪ For the emission bandwidth shall be measured using one of the options below: 	
<input checked="" type="checkbox"/>	Refer as KDB 558074. clause 8.2 (11.8 of ANSI C63.10) DTS bandwidth measurement.
<input type="checkbox"/>	Refer as RSS-Gen, clause 6.7 for for occupied bandwidth testing.
<input type="checkbox"/>	Refer as ANSI C63.10, clause 6.9.3 for occupied bandwidth testing.

3.2.4 Test Setup



3.2.5 Test Result of Emission Bandwidth

Refer as Appendix B

3.3 Maximum Conducted Output Power

3.3.1 Maximum Conducted Output Power Limit

Maximum Conducted Output Power Limit	
	<ul style="list-style-type: none"> ▪ If $G_{TX} \leq 6$ dBi, then $P_{Out} \leq 30$ dBm (1 W)
	<ul style="list-style-type: none"> ▪ Point-to-multipoint systems (P2M): If $G_{TX} > 6$ dBi, then $P_{Out} = 30 - (G_{TX} - 6)$ dBm
	<ul style="list-style-type: none"> ▪ Point-to-point systems (P2P): If $G_{TX} > 6$ dBi, then $P_{Out} = 30 - (G_{TX} - 6)/3$ dBm
	<ul style="list-style-type: none"> ▪ Smart antenna system (SAS):
	<ul style="list-style-type: none"> - Single beam: If $G_{TX} > 6$ dBi, then $P_{Out} = 30 - (G_{TX} - 6)/3$ dBm
	<ul style="list-style-type: none"> - Overlap beam: If $G_{TX} > 6$ dBi, then $P_{Out} = 30 - (G_{TX} - 6)/3$ dBm
	<ul style="list-style-type: none"> - Aggregate power on all beams: If $G_{TX} > 6$ dBi, then $P_{Out} = 30 - (G_{TX} - 6)/3 + 8$ dB dBm
e.i.r.p. Power Limit:	
	<ul style="list-style-type: none"> ▪ 2400-2483.5 MHz Band
	<ul style="list-style-type: none"> ▪ Point-to-multipoint systems (P2M): $P_{eirp} \leq 36$ dBm (4 W)
	<ul style="list-style-type: none"> ▪ Point-to-point systems (P2P): $P_{eirp} \leq \text{MAX}(36, [P_{Out} + G_{TX}])$ dBm
	<ul style="list-style-type: none"> ▪ Smart antenna system (SAS)
	<ul style="list-style-type: none"> - Single beam: $P_{eirp} \leq \text{MAX}(36, P_{Out} + G_{TX})$ dBm
	<ul style="list-style-type: none"> - Overlap beam: $P_{eirp} \leq \text{MAX}(36, P_{Out} + G_{TX})$ dBm
	<ul style="list-style-type: none"> - Aggregate power on all beams: $P_{eirp} \leq \text{MAX}(36, [P_{Out} + G_{TX} + 8])$ dBm
<p>P_{Out} = maximum peak conducted output power or maximum conducted output power in dBm, G_{TX} = the maximum transmitting antenna directional gain in dBi.</p>	

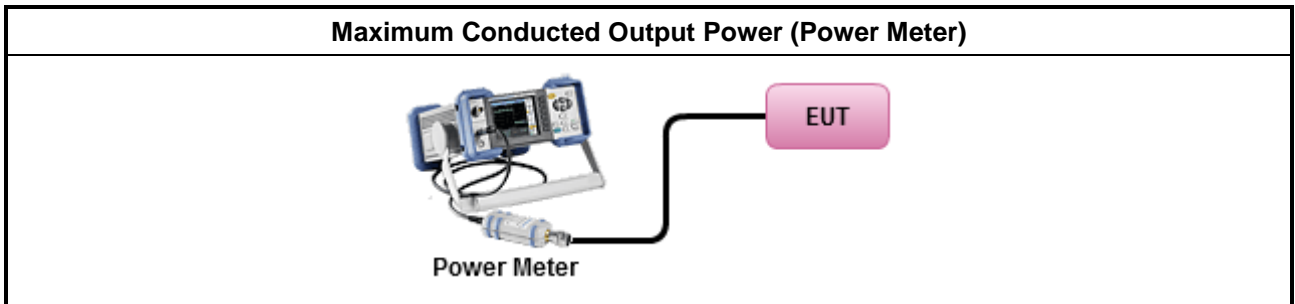
3.3.2 Measuring Instruments

Refer a test equipment and calibration data table in this test report.

3.3.3 Test Procedures

Test Method	
<ul style="list-style-type: none"> ▪ Maximum Peak Conducted Output Power 	
<input type="checkbox"/>	Refer as KDB 558074, clause 8.3.1.1 (11.9.1.1 of ANSI C63.10) RBW ≥ EBW method.
<input type="checkbox"/>	Refer as KDB 558074, clause 8.3.1.2 (11.9.1.2 of ANSI C63.10) integrated band power method.
<input type="checkbox"/>	Refer as KDB 558074, clause 8.3.1.3 (11.9.1.3 of ANSI C63.10) peak power meter.
<ul style="list-style-type: none"> ▪ Maximum Average Conducted Output Power 	
<input type="checkbox"/>	Refer as KDB 558074, clause 8.3.2.2 (11.9.2.2 of ANSI C63.10) using a spectrum analyzer.
<input checked="" type="checkbox"/>	Refer as KDB 558074, clause 8.3.2.3 (11.9.2.3 of ANSI C63.10) using a power meter.
<ul style="list-style-type: none"> ▪ For conducted measurement. 	
<ul style="list-style-type: none"> ▪ If the EUT supports multiple transmit chains using options given below: Refer as KDB 662911, In-band power measurements. Using the measure-and-sum approach, measured all transmit ports individually. Sum the power (in linear power units e.g., mW) of all ports for each individual sample and save them. 	
<ul style="list-style-type: none"> ▪ If multiple transmit chains, EIRP calculation could be following as methods: $P_{total} = P_1 + P_2 + \dots + P_n$ (calculated in linear unit [mW] and transfer to log unit [dBm]) $EIRP_{total} = P_{total} + DG$ 	

3.3.4 Test Setup



3.3.5 Test Result of Maximum Conducted Output Power

Refer as Appendix C

3.4 Power Spectral Density

3.4.1 Power Spectral Density Limit

Power Spectral Density Limit
<ul style="list-style-type: none"> Power Spectral Density (PSD) \leq 8 dBm/3kHz

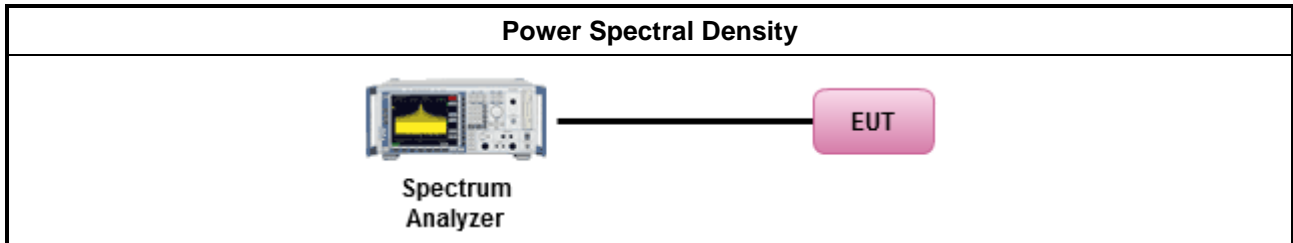
3.4.2 Measuring Instruments

Refer a test equipment and calibration data table in this test report.

3.4.3 Test Procedures

Test Method
<ul style="list-style-type: none"> Peak power spectral density procedures that the same method as used to determine the conducted output power. If maximum peak conducted output power was measured to demonstrate compliance to the output power limit, then the peak PSD procedure below (Method PKPSD) shall be used. If maximum conducted output power was measured to demonstrate compliance to the output power limit, then one of the average PSD procedures shall be used, as applicable based on the following criteria (the peak PSD procedure is also an acceptable option).
<input checked="" type="checkbox"/> Refer as KDB 558074, clause 8.4 (11.10 of ANSI C63.10) Method PKPSD.
<ul style="list-style-type: none"> For conducted measurement.
<ul style="list-style-type: none"> If The EUT supports multiple transmit chains using options given below: <ul style="list-style-type: none"> Measure and sum the spectra across the outputs. Refer as KDB 662911, In-band power spectral density (PSD). Sample all transmit ports simultaneously using a spectrum analyzer for each transmit port. Where the trace bin-by-bin of each transmit port summing can be performed. (i.e., in the first spectral bin of output 1 is summed with that in the first spectral bin of output 2 and that from the first spectral bin of output 3, and so on up to the NTX output to obtain the value for the first frequency bin of the summed spectrum.). Add up the amplitude (power) values for the different transmit chains and use this as the new data trace.

3.4.4 Test Setup



3.4.5 Test Result of Power Spectral Density

Refer as Appendix D

3.5 Emissions in Non-restricted Frequency Bands

3.5.1 Emissions in Non-restricted Frequency Bands Limit

Un-restricted Band Emissions Limit	
RF output power procedure	Limit (dB)
Peak output power procedure	20
Average output power procedure	30

Note 1: If the peak output power procedure is used to measure the fundamental emission power to demonstrate compliance to requirements, then the peak conducted output power measured within any 100 kHz outside the authorized frequency band shall be attenuated by at least 20 dB relative to the maximum measured in-band peak level.

Note 2: If the average output power procedure is used to measure the fundamental emission power to demonstrate compliance to requirements, then the power in any 100 kHz outside of the authorized frequency band shall be attenuated by at least 30 dB relative to the maximum measured in-band average level.

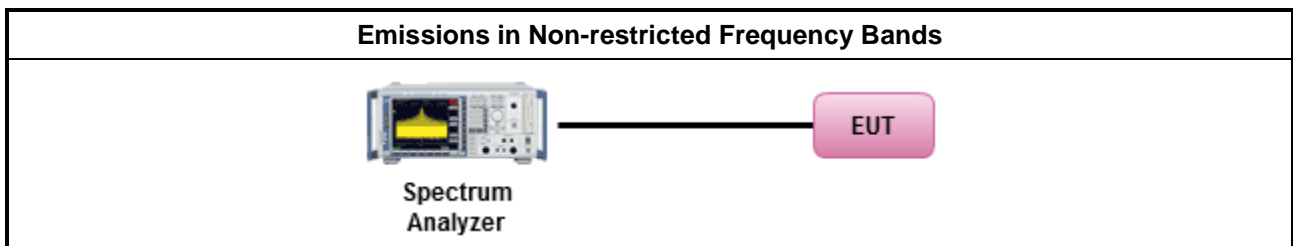
3.5.2 Measuring Instruments

Refer a test equipment and calibration data table in this test report.

3.5.3 Test Procedures

Test Method
<ul style="list-style-type: none"> Refer as KDB 558074, clause 8.5 (11.11 of ANSI C63.10) for non-restricted frequency bands.

3.5.4 Test Setup



3.5.5 Test Result of Emissions in Non-restricted Frequency Bands

Refer as Appendix E



3.6 Emissions in Restricted Frequency Bands

3.6.1 Emissions in Restricted Frequency Bands Limit

Restricted Band Emissions Limit			
Frequency Range (MHz)	Field Strength (uV/m)	Field Strength (dBuV/m)	Measure Distance (m)
0.009~0.490	2400/F(kHz)	48.5 - 13.8	300
0.490~1.705	24000/F(kHz)	33.8 - 23	30
1.705~30.0	30	29	30
30~88	100	40	3
88~216	150	43.5	3
216~960	200	46	3
Above 960	500	54	3

Note 1: Test distance for frequencies at or above 30 MHz, measurements may be performed at a distance other than the limit distance provided they are not performed in the near field and the emissions to be measured can be detected by the measurement equipment. When performing measurements at a distance other than that specified, the results shall be extrapolated to the specified distance using an extrapolation factor of 20 dB/decade (inverse of linear distance for field-strength measurements, inverse of linear distance-squared for power-density measurements).

Note 2: Test distance for frequencies at below 30 MHz, measurements may be performed at a distance closer than the EUT limit distance; however, an attempt should be made to avoid making measurements in the near field. When performing measurements below 30 MHz at a closer distance than the limit distance, the results shall be extrapolated to the specified distance by either making measurements at a minimum of two or more distances on at least one radial to determine the proper extrapolation factor or by using the square of an inverse linear distance extrapolation factor (40 dB/decade). The test report shall specify the extrapolation method used to determine compliance of the EUT.

Note 3: Using the distance of 1m during the test for above 18 GHz, and the test value to correct for the distance factor at 3m.

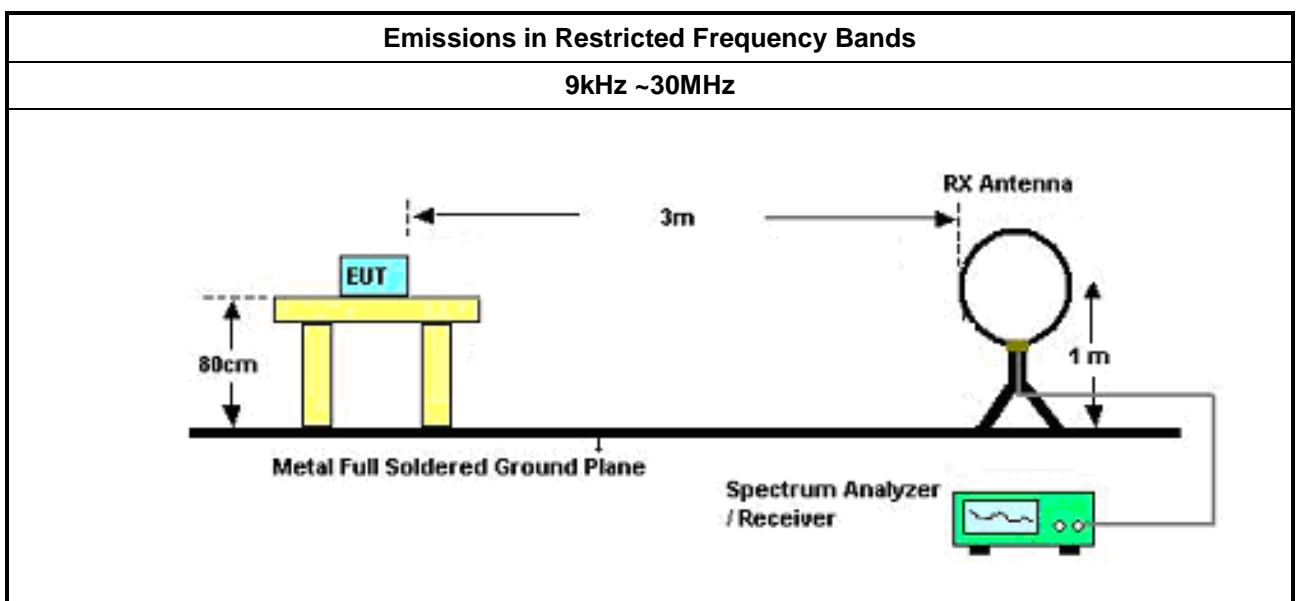
3.6.2 Measuring Instruments

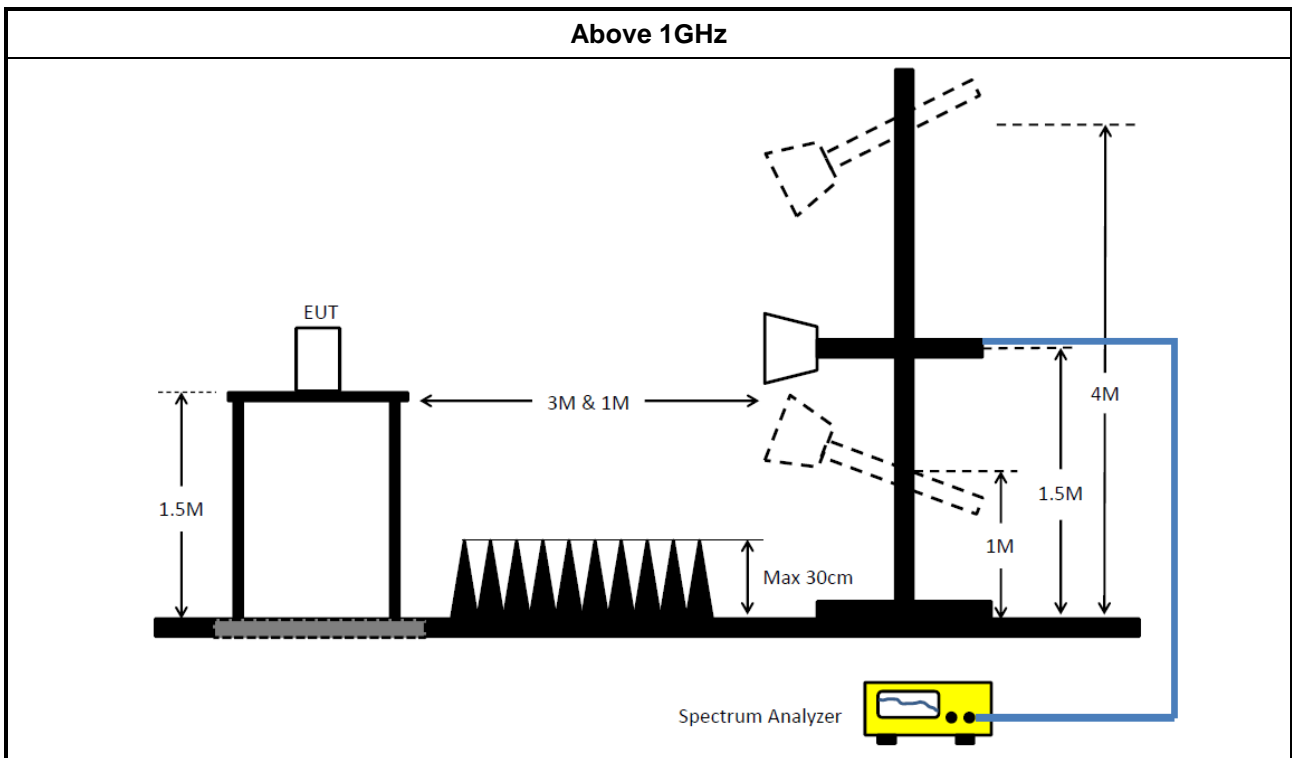
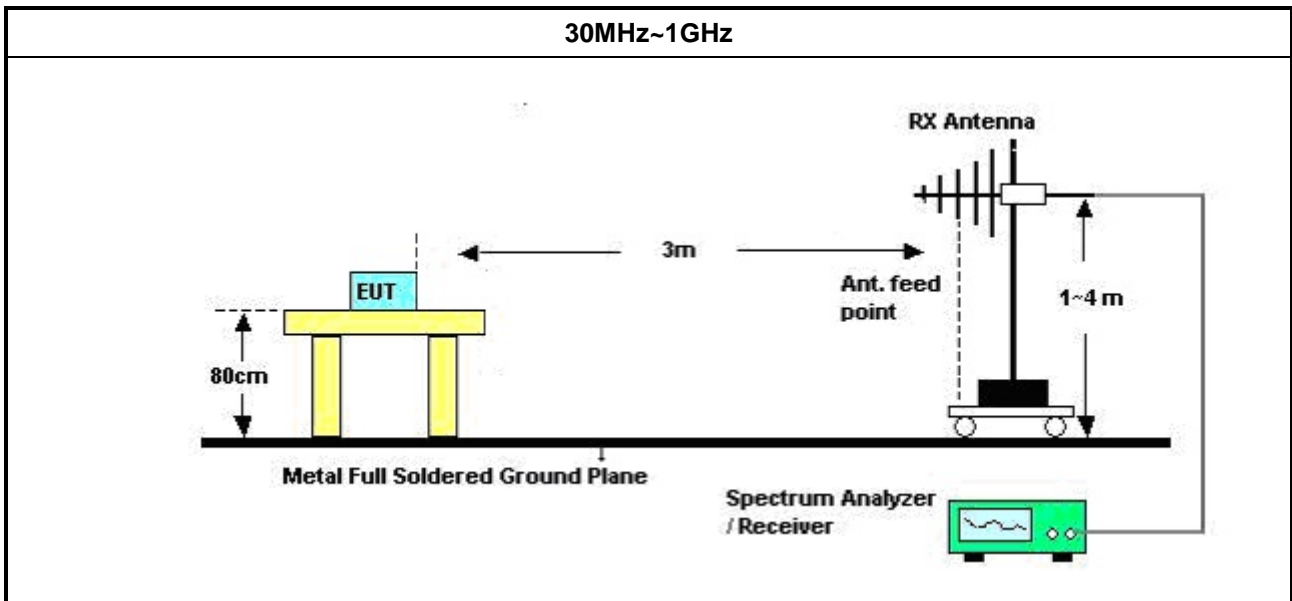
Refer a test equipment and calibration data table in this test report.

3.6.3 Test Procedures

Test Method	
	<ul style="list-style-type: none"> The average emission levels shall be measured in [duty cycle \geq 98 or duty factor].
	<ul style="list-style-type: none"> Refer as ANSI C63.10, clause 6.10.3 band-edge testing shall be performed at the lowest frequency channel and highest frequency channel within the allowed operating band.
	<ul style="list-style-type: none"> For the transmitter unwanted emissions shall be measured using following options below:
	<ul style="list-style-type: none"> Refer as KDB 558074, clause 8.6 (11.12 of ANSI C63.10) for restricted frequency bands.
	<ul style="list-style-type: none"> For the transmitter band-edge emissions shall be measured using following options below:
	<ul style="list-style-type: none"> Refer as KDB 558074 clause 8.7.1, When the performing peak or average radiated measurements, emissions within 2 MHz of the authorized band edge may be measured using the marker-delta method described below.
	<ul style="list-style-type: none"> Refer as KDB 558074, clause 8.7.2 (6.10.6 of ANSI C63.10) for marker-delta method for band-edge measurements.
	<ul style="list-style-type: none"> Refer as KDB 558074, clause 8.7.3 for narrower resolution bandwidth (100kHz) using the band power and summing the spectral levels.
	<ul style="list-style-type: none"> Use the following spectrum analyzer settings:
	<ul style="list-style-type: none"> Set RBW=100 kHz for $f < 1$ GHz; VBW=3 * RBW; Sweep = auto; Detector function = peak; Trace = max hold.
	<ul style="list-style-type: none"> Set RBW = 1 MHz, VBW= 3MHz for $f \geq 1$ GHz for peak measurement. For average measurement, refer as 1.1.4.
	<ul style="list-style-type: none"> KDB 414788 Open-Field Test Sites and Chamber Correlation Justification.
	<ul style="list-style-type: none"> Based on FCC 15.31 (f) (2): measurements may be performed at a distance closer than that specified in regulations; however, an attempt should be made to avoid making measurements in the near field.
	<ul style="list-style-type: none"> Open-field site and chamber correlation testing had been performed and chamber measured test result is the worst case test result.

3.6.4 Test Setup





3.6.5 Test Result of Emissions in Restricted Frequency Bands (Below 30MHz)

The amplitude of spurious emissions which are attenuated by more than 20dB below the permissible value has no need to be reported.

3.6.6 Test Result of Emissions in Restricted Frequency Bands

Refer as Appendix F



4 Test Equipment and Calibration Data

Instrument for AC Conduction

Instrument	Manufacturer	Model No.	Serial No.	Spec.	Calibration Date	Calibration Due Date
EMC Receiver	R&S	ESR3	102052	9kHz ~ 3.6GHz	09/Apr/2019	08/Apr/2020
LISN	R&S	ENV216	101295	9kHz ~ 30MHz	08/Nov/2018	07/Nov/2019
RF Cable-CON	MTJ	RG142	CB002-CO	9kHz ~ 200MHz	17/Sep/2018	16/Sep/2019
AC POWER	APC	AFC-11005G	F310050055	47Hz~63Hz 5~300V	NCR	NCR
Impuls Begrenzer Pulse Limiter	SCHWARZBECK	VTSD 9561-F	9561-F041	9 kHz ~ 30 MHz	12/Oct/2018	11/Oct/2019

NCR : Non-Calibration Require

Instrument for Conducted Test

Instrument	Manufacturer	Model No.	Serial No.	Spec.	Calibration Date	Calibration Due Date
Signal Analyzer	R&S	FSV 40	101013	10KHz ~ 40GHz	13/Mar/2019	12/Mar/2020
Pulse Power Sensor	Anritsu	MA2411B	1027452	300MHz ~ 40GHz	14/Mar/2019	13/Mar/2020
Power Meter	Anritsu	ML2495A	1124009	300MHz ~ 40GHz	14/Mar/2019	13/Mar/2020
Cable 0.2m	HUBER	MY10710/4	RF Cable - 01	30MHz ~18G	10/Jan/2019	09/Jan/2020
Cable 0.2m	HUBER	MY10711/4	RF Cable - 02	30MHz ~18G	10/Jan/2019	09/Jan/2020
Cable 1.5m	HUBER	MY33066/4	RF Cable - 30	30MHz ~18G	10/Jan/2019	09/Jan/2020
SMB100A Signal Generator	R&S	SMB100A03	181147	100kHz~40GHz	12/Nov/2018	10/Nov/2020

Instrument for Radiated Test

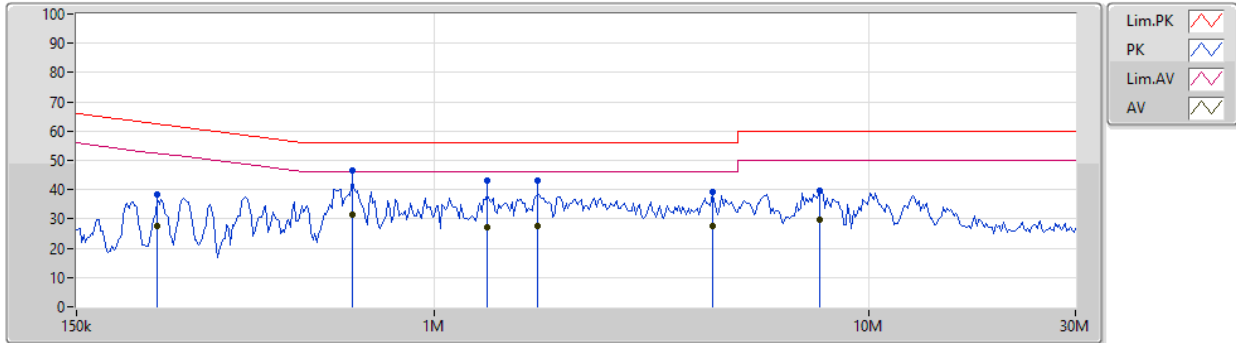
Instrument	Manufacturer	Model No.	Serial No.	Spec.	Calibration Date	Calibration Due Date
3m Semi Anechoic Chamber	TDK	SAC-3M	03CH09-HY	30MHz ~ 1GHz	22/Apr/2019	21/Apr/2020
3m Semi Anechoic Chamber	TDK	SAC-3M	03CH09-HY	1GHz ~ 18GHz	13/Jun/2019	12/Jun/2020
Microwave System Prempplier	KEYSIGHT	87422A	MY53270197	1GHz ~ 18GHz	30/Nov/2018	29/Nov/2019
Amplifier	EMC	EMC9135	980232	9KHz~1GHz	22/Apr/2019	21/Apr/2020
EMI Test Receiver	R&S	ESR3	102052	9kHz ~ 3.6GHz	09/Apr/2019	08/Apr/2020
Spectrum Analyzer	R&S	FSP30	100793	9 kHz ~ 30GHz	05/Jun/2019	04/Jun/2020
Bilog Antenna & 5dB Attenuator	TESEQ & MTJ	CBL6111D & MTJ6102-05	35418 / 3	30MHz~1GHz	02/Oct/2018	03/Oct/2019
Double Ridged Guide Horn Antenna	SCHWARZBECK	BBHA 9120 D	BBHA9120 D 1534	1GHz~18GHz	22/May/2019	21/May/2020
Broadband Horn Antenna	SCHWARZBECK	BBHA 9170	BBHA9170614	18GHz~40GHz	22/May/2019	21/May/2020
Preamplifier	MITEQ	TTA1840-35-HG	1864481	18GHz ~ 40GHz	24/Aug/2018	23/Aug/2019
Preamplifier	MITEQ	TTA1840-35-HG	1864481	18GHz ~ 40GHz	05/Aug/2019	04/Aug/2020
Loop Antenna	TESEQ	HLA 6120	31244	9k-30MHz	15/Mar/2019	14/Mar/2020
LF-CABLE-201902 18	Jye Bao	RG142	CB028	9kHz ~ 1GHz	18/Feb/2019	17/Feb/2020
RF Cable-high	HUBER+SUHNER	SUCOFLEX104	SN 556626/4 + 556627	1GHz ~ 40GHz	13/Mar/2019	12/Mar/2020



AC Power-line Conducted Emissions Result

Operating Mode	1	Power Phase	Neutral
Operating Function	Adapter mode		

11/09/2019



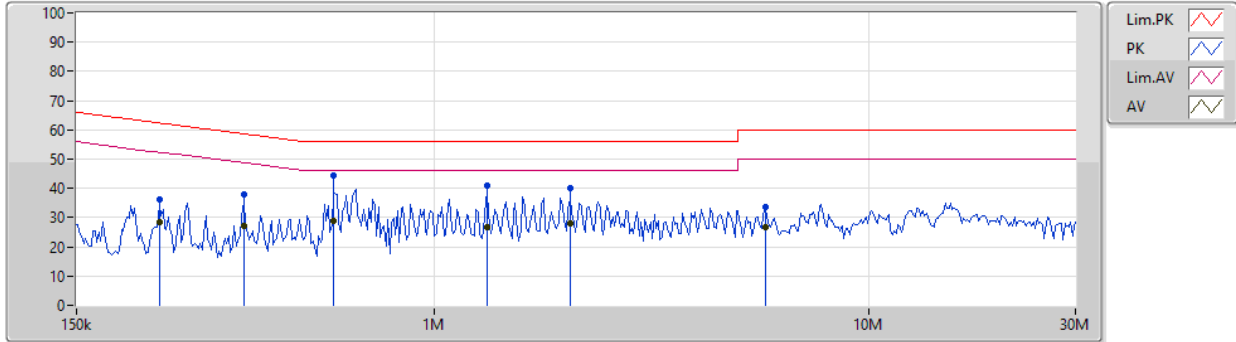
Type	Freq (Hz)	Level (dBuV)	Limit (dBuV)	Margin (dB)	Factor (dB)	Condition	Comment	Raw (dBuV)	LISN (dB)	CL (dB)	AT (dB)
QP	230.097k	38.26	62.44	-24.18	19.47	Neutral	-	18.79	9.59	0.01	9.87
AV	230.097k	27.56	52.44	-24.88	19.47	Neutral	-	8.09	9.59	0.01	9.87
QP	647.639k	46.65	56.00	-9.35	19.48	Neutral	"Worst"	27.17	9.59	0.01	9.88
AV	647.639k	31.68	46.00	-14.32	19.48	Neutral	-	12.20	9.59	0.01	9.88
QP	1.326M	43.03	56.00	-12.97	19.51	Neutral	-	23.52	9.60	0.03	9.88
AV	1.326M	27.23	46.00	-18.77	19.51	Neutral	-	7.72	9.60	0.03	9.88
QP	1.734M	42.96	56.00	-13.04	19.53	Neutral	-	23.43	9.61	0.03	9.89
AV	1.734M	27.55	46.00	-18.45	19.53	Neutral	-	8.02	9.61	0.03	9.89
QP	4.376M	39.05	56.00	-16.95	19.56	Neutral	-	19.49	9.62	0.05	9.89
AV	4.376M	27.48	46.00	-18.52	19.56	Neutral	-	7.92	9.62	0.05	9.89
QP	7.715M	39.72	60.00	-20.28	19.60	Neutral	-	20.12	9.65	0.06	9.89
AV	7.715M	29.85	50.00	-20.15	19.60	Neutral	-	10.25	9.65	0.06	9.89



AC Power-line Conducted Emissions Result

Operating Mode	1	Power Phase	Line
Operating Function	Adapter mode		

11/09/2019



Type	Freq (Hz)	Level (dBuV)	Limit (dBuV)	Margin (dB)	Factor (dB)	Condition	Comment	Raw (dBuV)	LISN (dB)	CL (dB)	AT (dB)
QP	232.398k	36.25	62.37	-26.12	19.48	Line	-	16.77	9.60	0.01	9.87
AV	232.398k	28.29	52.37	-24.08	19.48	Line	-	8.81	9.60	0.01	9.87
QP	363.658k	37.94	58.64	-20.70	19.48	Line	-	18.46	9.59	0.01	9.88
AV	363.658k	27.33	48.64	-21.31	19.48	Line	-	7.85	9.59	0.01	9.88
QP	586.299k	44.54	56.00	-11.46	19.48	Line	"Worst"	25.06	9.59	0.01	9.88
AV	586.299k	29.08	46.00	-16.92	19.48	Line	-	9.60	9.59	0.01	9.88
QP	1.326M	40.97	56.00	-15.03	19.52	Line	-	21.45	9.61	0.03	9.88
AV	1.326M	26.77	46.00	-19.23	19.52	Line	-	7.25	9.61	0.03	9.88
QP	2.054M	40.20	56.00	-15.80	19.54	Line	-	20.66	9.62	0.03	9.89
AV	2.054M	27.93	46.00	-18.07	19.54	Line	-	8.39	9.62	0.03	9.89
QP	5.781M	33.59	60.00	-26.41	19.59	Line	-	14.00	9.65	0.05	9.89
AV	5.781M	26.77	50.00	-23.23	19.59	Line	-	7.18	9.65	0.05	9.89



Summary

Mode	Max-N dB (Hz)	Max-OBW (Hz)	ITU-Code	Min-N dB (Hz)	Min-OBW (Hz)
2.4-2.4835GHz	-	-	-	-	-
802.11b_Nss1,(1Mbps)_1TX	8.025M	13.443M	13M4G1D	7.075M	12.894M
802.11g_Nss1,(6Mbps)_1TX	16.275M	16.567M	16M6D1D	15.225M	16.442M
802.11n HT20_Nss1,(MCS0)_1TX	15.85M	17.766M	17M8D1D	15.1M	17.691M

Max-N dB = Maximum 6dB down bandwidth; **Max-OBW** = Maximum 99% occupied bandwidth;

Min-N dB = Minimum 6dB down bandwidth; **Min-OBW** = Minimum 99% occupied bandwidth;

Result

Mode	Result	Limit (Hz)	Port 1-N dB (Hz)	Port 1-OBW (Hz)
802.11b_Nss1,(1Mbps)_1TX	-	-	-	-
2412MHz_TnomVnom	Pass	500k	7.075M	12.894M
2437MHz_TnomVnom	Pass	500k	8.025M	13.018M
2462MHz_TnomVnom	Pass	500k	7.55M	13.443M
802.11g_Nss1,(6Mbps)_1TX	-	-	-	-
2412MHz_TnomVnom	Pass	500k	15.225M	16.492M
2437MHz_TnomVnom	Pass	500k	16.275M	16.442M
2462MHz_TnomVnom	Pass	500k	15.725M	16.567M
802.11n HT20_Nss1,(MCS0)_1TX	-	-	-	-
2412MHz_TnomVnom	Pass	500k	15.15M	17.691M
2437MHz_TnomVnom	Pass	500k	15.1M	17.716M
2462MHz_TnomVnom	Pass	500k	15.85M	17.766M

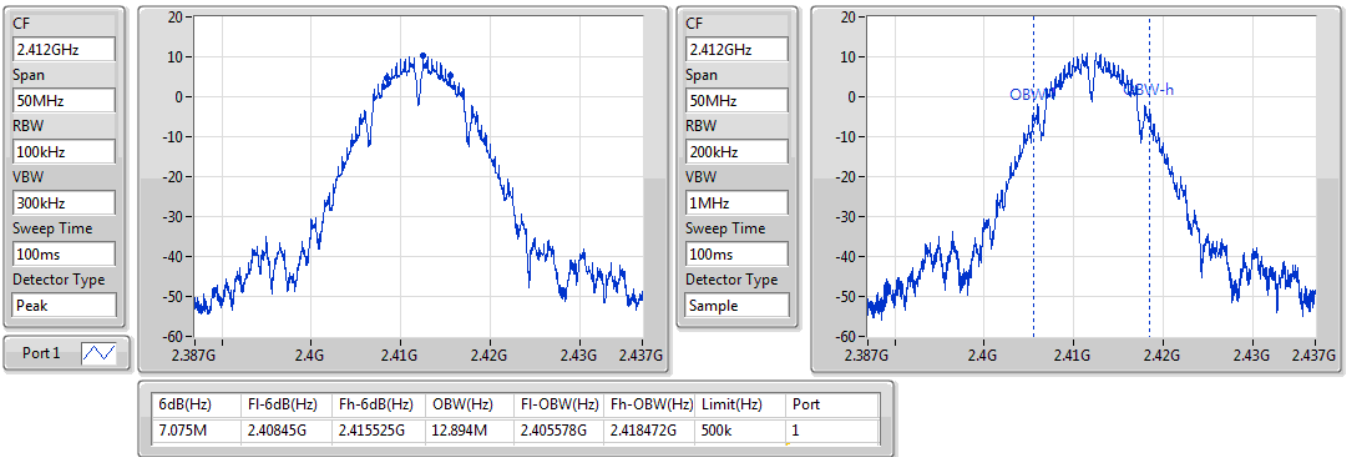
Port X-N dB = Port X 6dB down bandwidth; **Port X-OBW** = Port X 99% occupied bandwidth;

802.11b_Nss1,(1Mbps)_1TX

EBW

2412MHz

16/08/2019

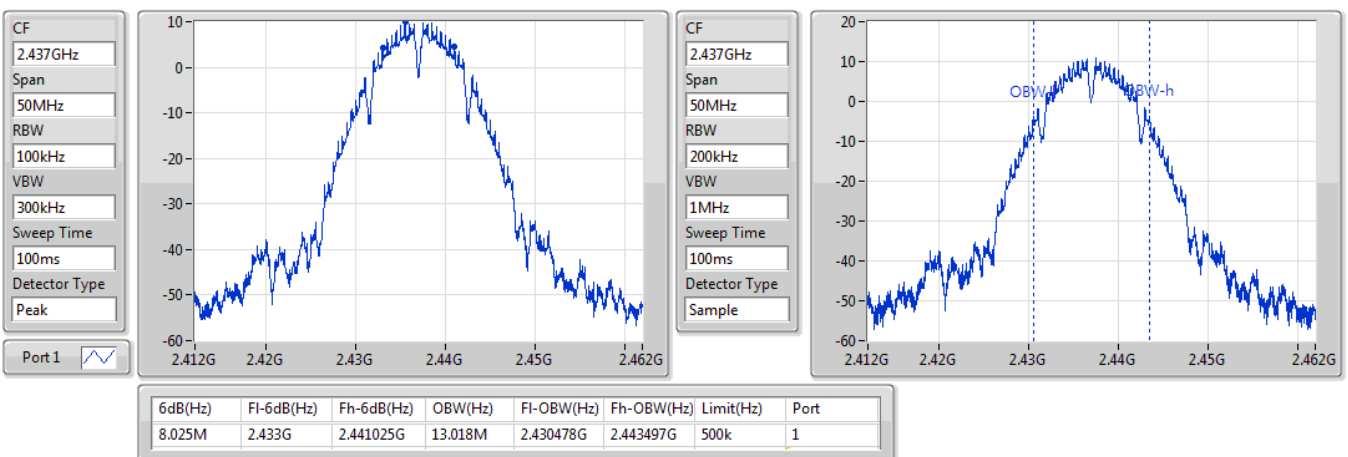


802.11b_Nss1,(1Mbps)_1TX

EBW

2437MHz

16/08/2019

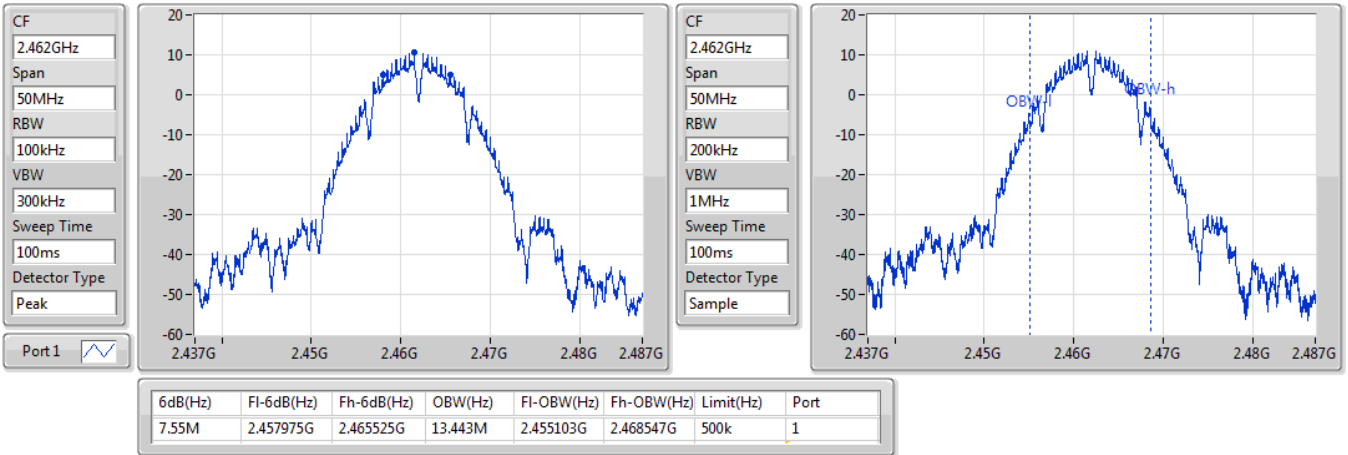


802.11b_Nss1,(1Mbps)_1TX

EBW

2462MHz

16/08/2019

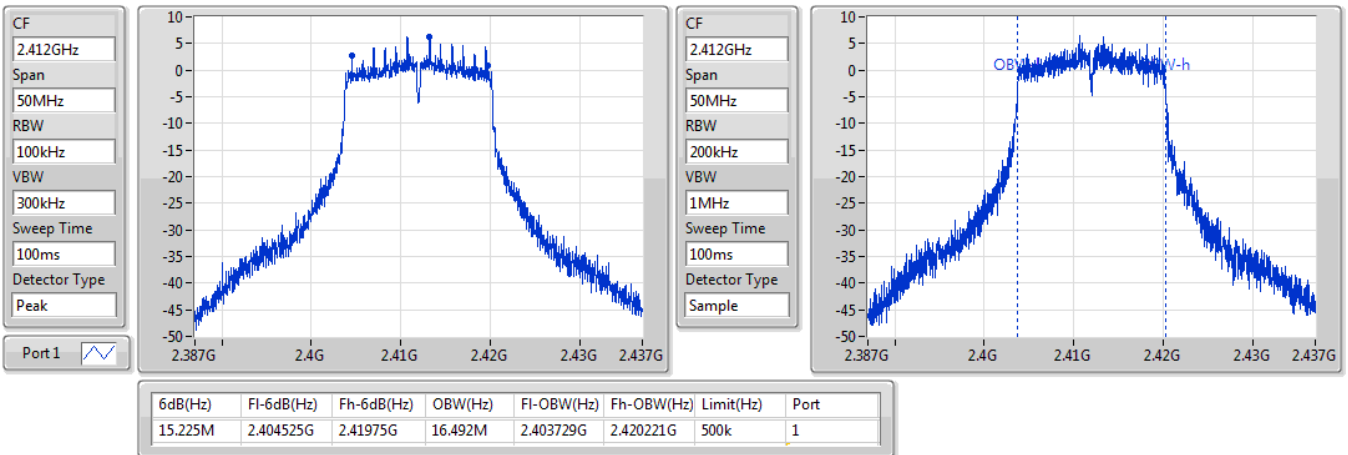


802.11g_Nss1,(6Mbps)_1TX

EBW

2412MHz

16/08/2019

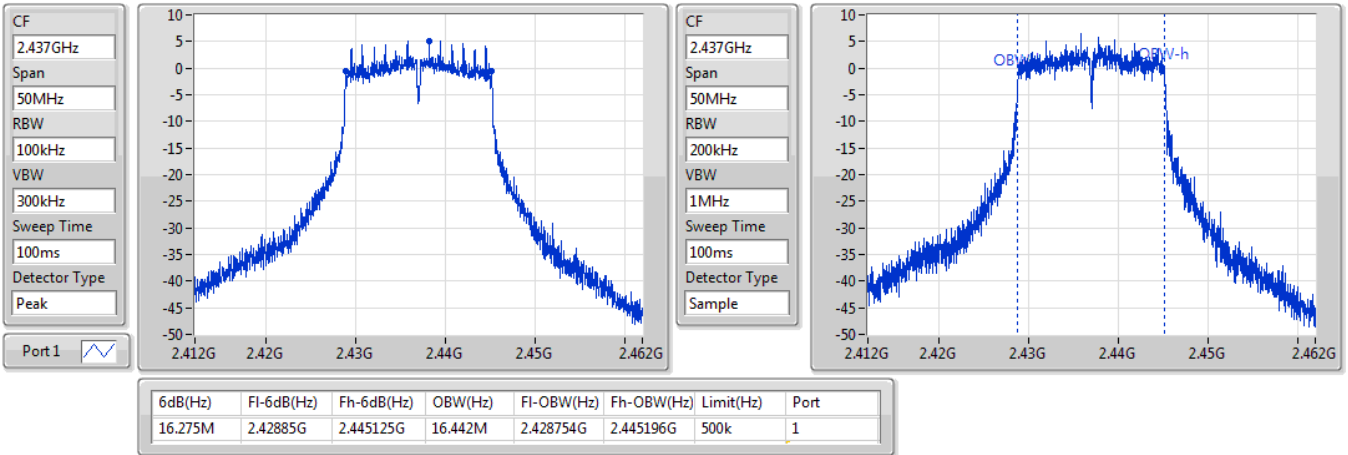


802.11g_Nss1,(6Mbps)_1TX

EBW

2437MHz

16/08/2019

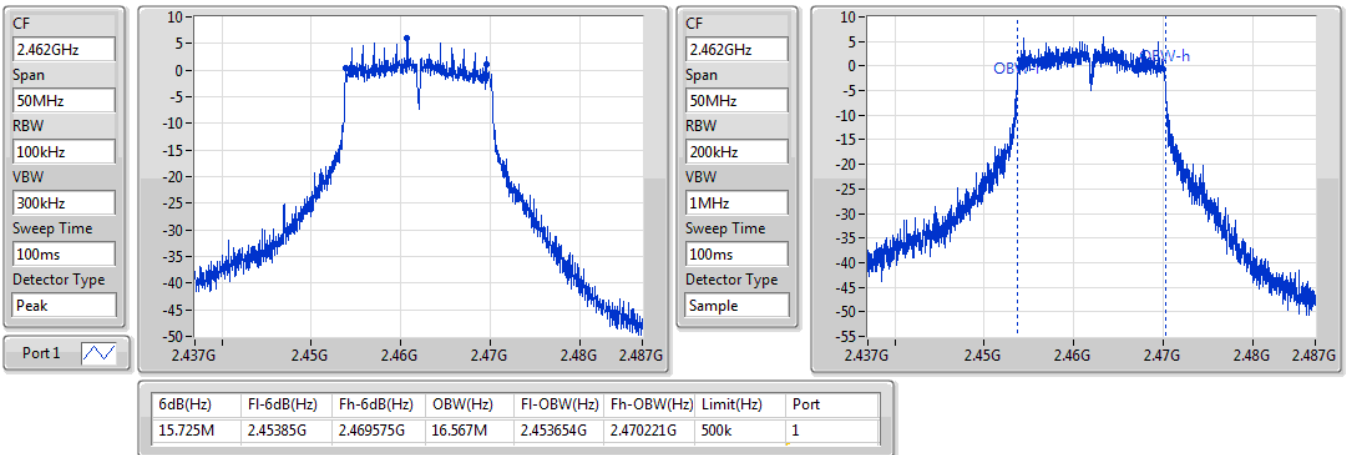


802.11g_Nss1,(6Mbps)_1TX

EBW

2462MHz

16/08/2019

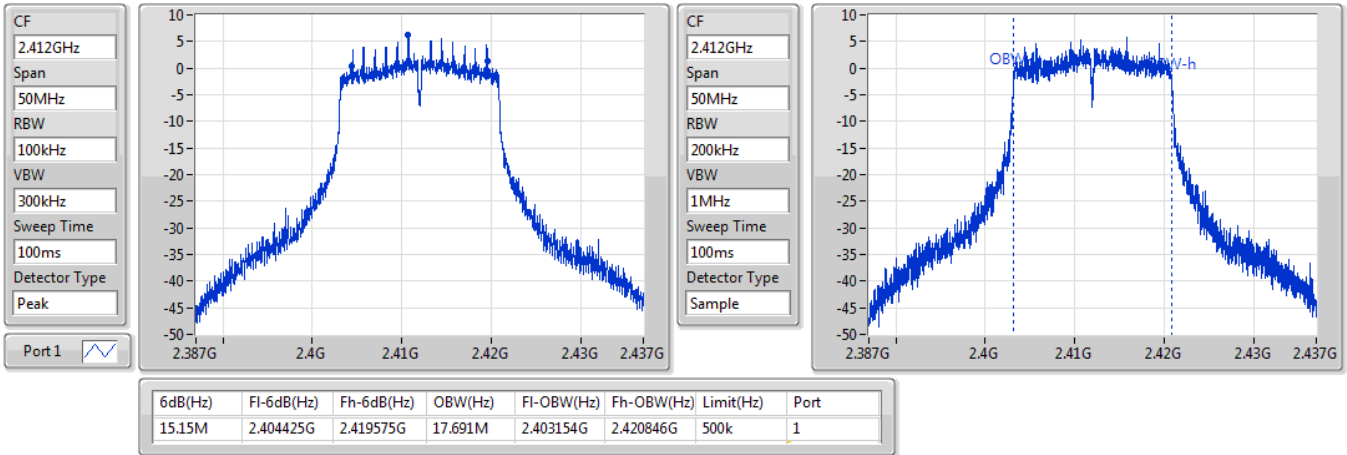


802.11n HT20_Nss1,(MCS0)_1TX

EBW

2412MHz

16/08/2019

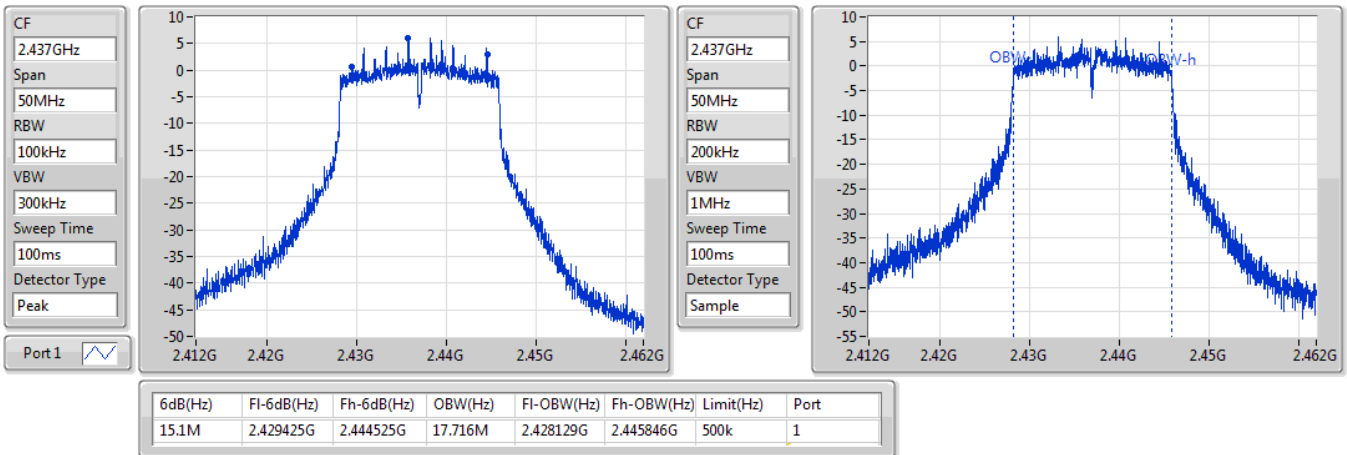


802.11n HT20_Nss1,(MCS0)_1TX

EBW

2437MHz

16/08/2019



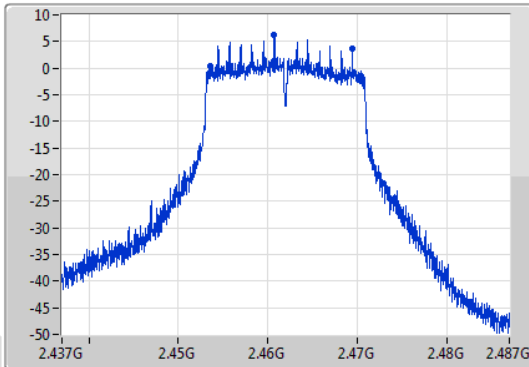
802.11n HT20_Nss1,(MCS0)_1TX

EBW

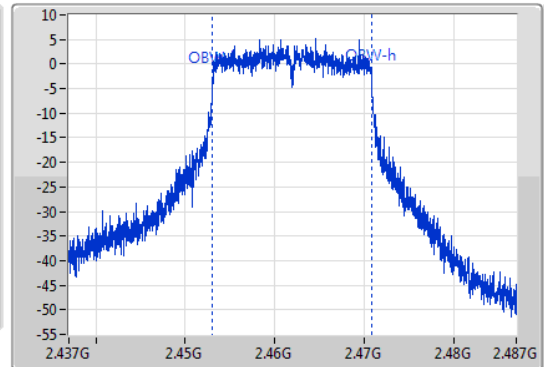
2462MHz

16/08/2019

CF
2.462GHz
Span
50MHz
RBW
100kHz
VBW
300kHz
Sweep Time
100ms
Detector Type
Peak
Port 1



CF
2.462GHz
Span
50MHz
RBW
200kHz
VBW
1MHz
Sweep Time
100ms
Detector Type
Sample



6dB(Hz)	Fl-6dB(Hz)	Fh-6dB(Hz)	OBW(Hz)	Fl-OBW(Hz)	Fh-OBW(Hz)	Limit(Hz)	Port
15.85M	2.453625G	2.469475G	17.766M	2.453054G	2.470821G	500k	1



Summary

Mode	Total Power (dBm)	Total Power (W)
2.4-2.4835GHz	-	-
802.11b_Nss1,(1Mbps)_1TX	18.75	0.07499
802.11g_Nss1,(6Mbps)_1TX	15.96	0.03945
802.11n HT20_Nss1,(MCS0)_1TX	15.81	0.03811



Result

Mode	Result	DG (dBi)	Port 1 (dBm)	Total Power (dBm)	Power Limit (dBm)
802.11b_Nss1,(1Mbps)_1TX	-	-	-	-	-
2412MHz_TnomVnom	Pass	2.93	18.70	18.70	30.00
2417MHz_TnomVnom	Pass	2.93	18.71	18.71	30.00
2437MHz_TnomVnom	Pass	2.93	18.73	18.73	30.00
2457MHz_TnomVnom	Pass	2.93	18.70	18.70	30.00
2462MHz_TnomVnom	Pass	2.93	18.75	18.75	30.00
802.11g_Nss1,(6Mbps)_1TX	-	-	-	-	-
2412MHz_TnomVnom	Pass	2.93	15.96	15.96	30.00
2417MHz_TnomVnom	Pass	2.93	15.85	15.85	30.00
2437MHz_TnomVnom	Pass	2.93	15.82	15.82	30.00
2457MHz_TnomVnom	Pass	2.93	15.86	15.86	30.00
2462MHz_TnomVnom	Pass	2.93	15.90	15.90	30.00
802.11n_HT20_Nss1,(MCS0)_1TX	-	-	-	-	-
2412MHz_TnomVnom	Pass	2.93	15.81	15.81	30.00
2417MHz_TnomVnom	Pass	2.93	15.79	15.79	30.00
2437MHz_TnomVnom	Pass	2.93	15.77	15.77	30.00
2457MHz_TnomVnom	Pass	2.93	15.76	15.76	30.00
2462MHz_TnomVnom	Pass	2.93	15.73	15.73	30.00

DG = Directional Gain; **Port X** = Port X output power



Summary

Mode	PD (dBm/RBW)	EIRP PD (dBm/RBW)
2.4-2.4835GHz	-	-
802.11b_Nss1,(1Mbps)_1TX	-3.42	-0.49
802.11g_Nss1,(6Mbps)_1TX	-9.70	-6.77
802.11n HT20_Nss1,(MCS0)_1TX	-10.01	-7.08

RBW = 500 kHz for 5.725-5.85GHz band / 1MHz for other band;

Result

Mode	Result	DG (dBi)	Port 1 (dBm/RBW)	PD (dBm/RBW)	PD Limit (dBm/RBW)	EIRP PD (dBm/RBW)	EIRP PD Limit (dBm/RBW)
802.11b_Nss1,(1Mbps)_1TX	-	-	-	-	-	-	-
2412MHz	Pass	2.93	-3.42	-3.42	8.00	-0.49	Inf
2437MHz	Pass	2.93	-4.15	-4.15	8.00	-1.22	Inf
2462MHz	Pass	2.93	-4.08	-4.08	8.00	-1.15	Inf
802.11g_Nss1,(6Mbps)_1TX	-	-	-	-	-	-	-
2412MHz	Pass	2.93	-10.34	-10.34	8.00	-7.41	Inf
2437MHz	Pass	2.93	-9.70	-9.70	8.00	-6.77	Inf
2462MHz	Pass	2.93	-10.22	-10.22	8.00	-7.29	Inf
802.11n HT20_Nss1,(MCS0)_1TX	-	-	-	-	-	-	-
2412MHz	Pass	2.93	-10.58	-10.58	8.00	-7.65	Inf
2437MHz	Pass	2.93	-10.70	-10.70	8.00	-7.77	Inf
2462MHz	Pass	2.93	-10.01	-10.01	8.00	-7.08	Inf

DG = Directional Gain; **RBW** = 500 kHz for 5.725-5.85GHz band / 1MHz for other band;

PD = trace bin-by-bin of each transmits port summing can be performed maximum power density; **Port X** = Port X power density;



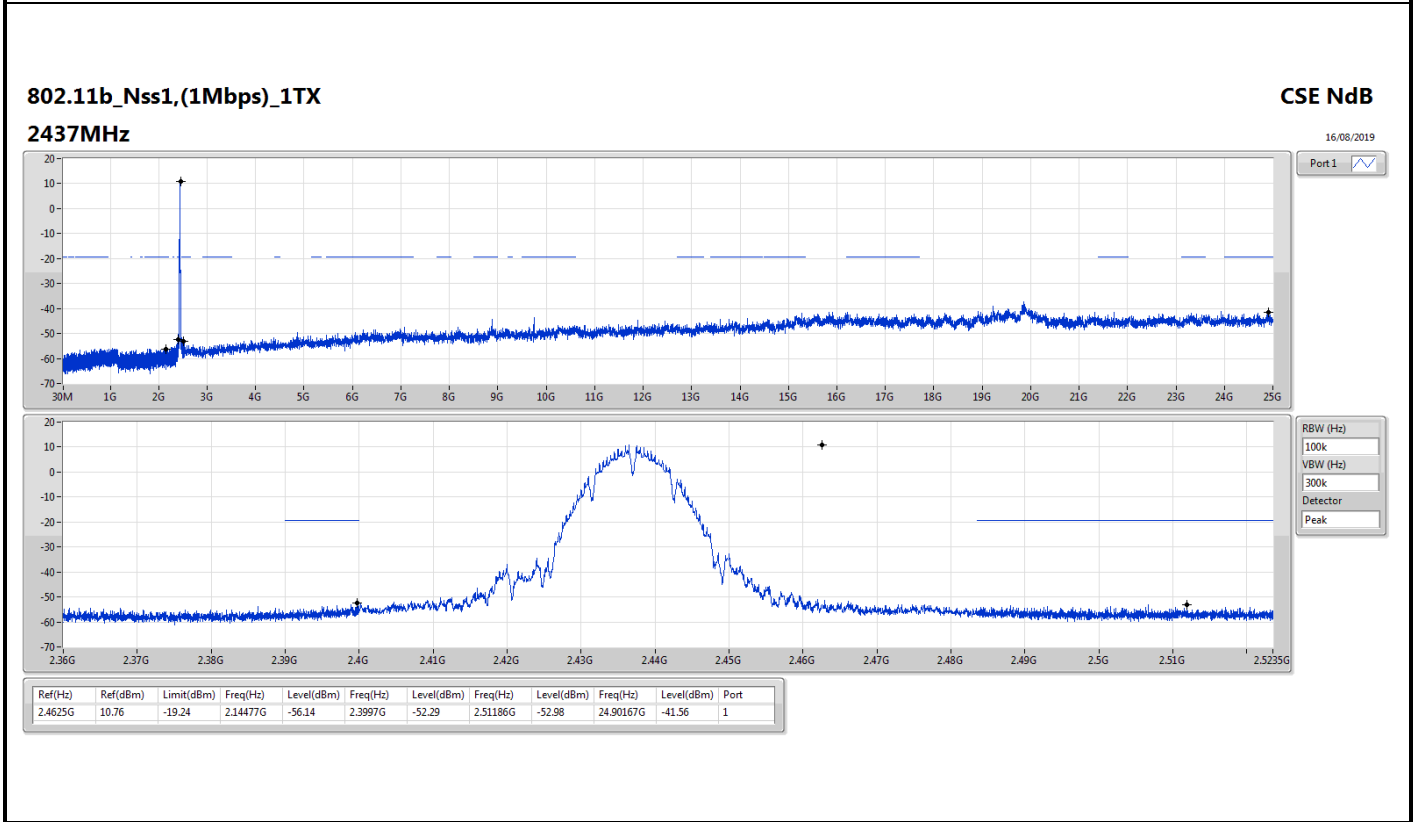
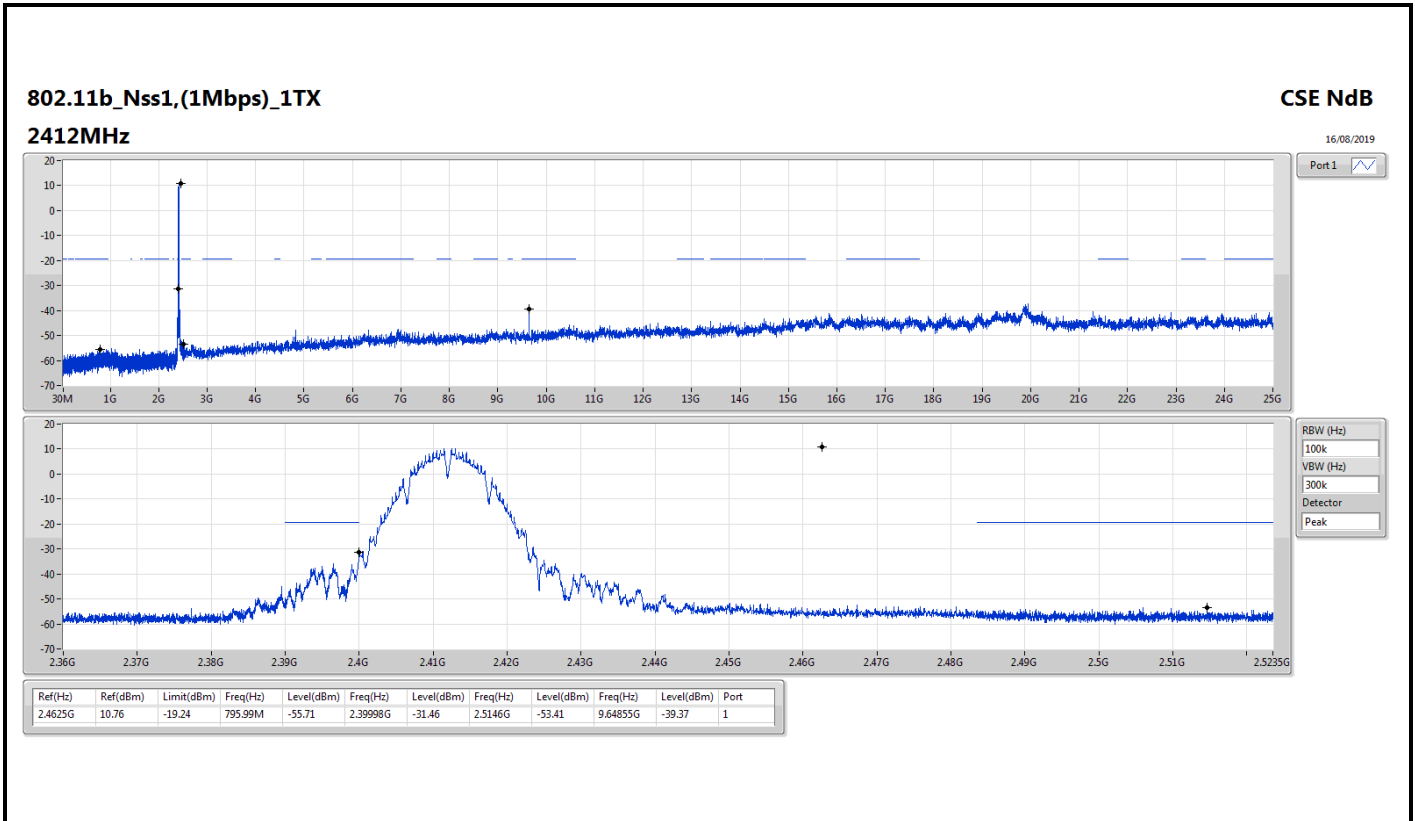
Summary

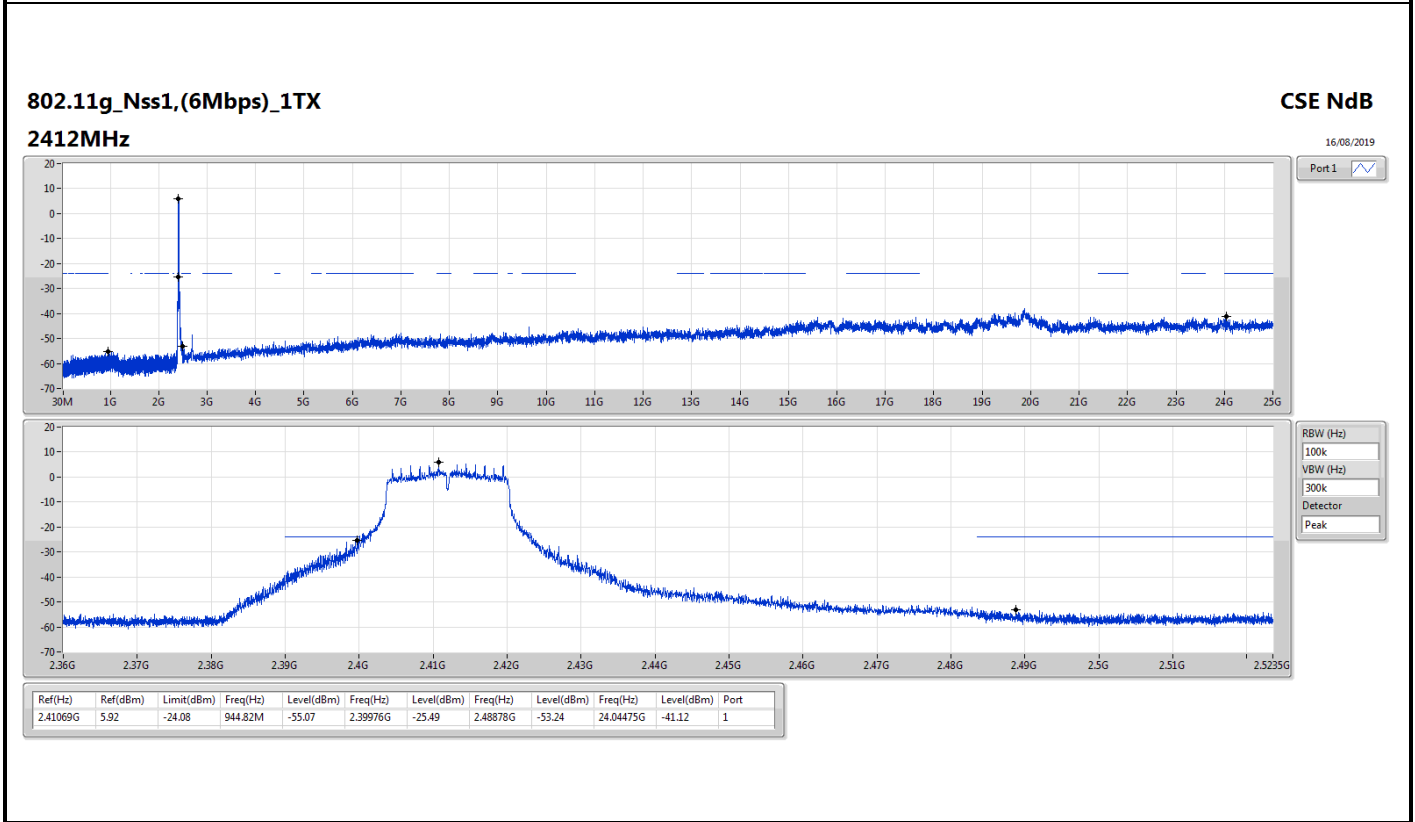
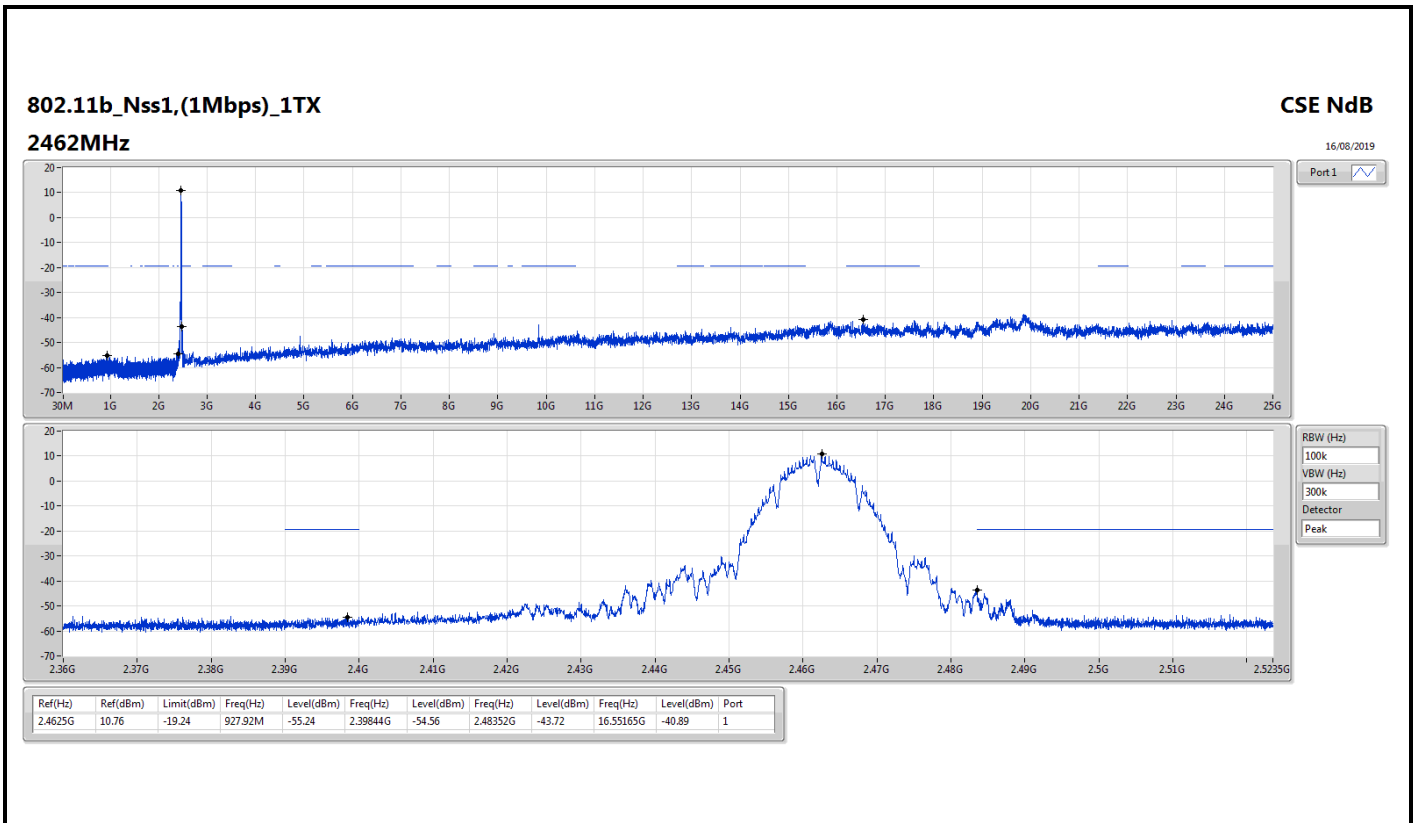
Mode	Result	Ref (Hz)	Ref (dBm)	Limit (dBm)	Freq (Hz)	Level (dBm)	Freq (Hz)	Level (dBm)	Freq (Hz)	Level (dBm)	Freq (Hz)	Level (dBm)	Port
2.4-2.4835GHz	-	-	-	-	-	-	-	-	-	-	-	-	-
802.11b_Nss1,(1Mbps)_1TX	Pass	2.4625G	10.76	-19.24	795.99M	-55.71	2.39998G	-31.46	2.5146G	-53.41	9.64855G	-39.37	1
802.11g_Nss1,(6Mbps)_1TX	Pass	2.41069G	5.92	-24.08	944.82M	-55.07	2.39976G	-25.49	2.48878G	-53.24	24.04475G	-41.12	1
802.11n HT20_Nss1,(MCS0)_1TX	Pass	2.41328G	5.84	-24.16	2.09642G	-55.14	2.39952G	-26.34	2.48652G	-52.18	23.35641G	-41.29	1

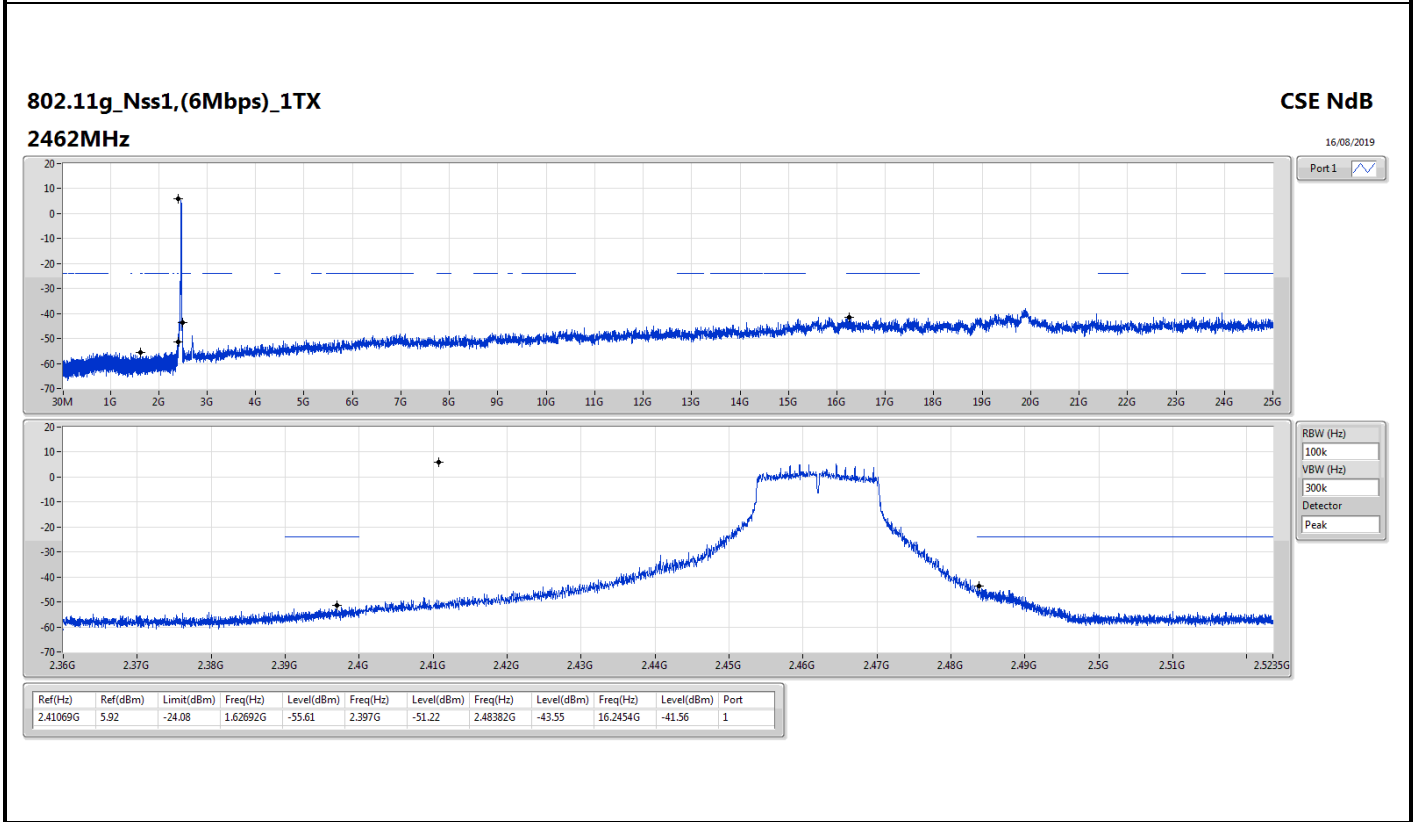
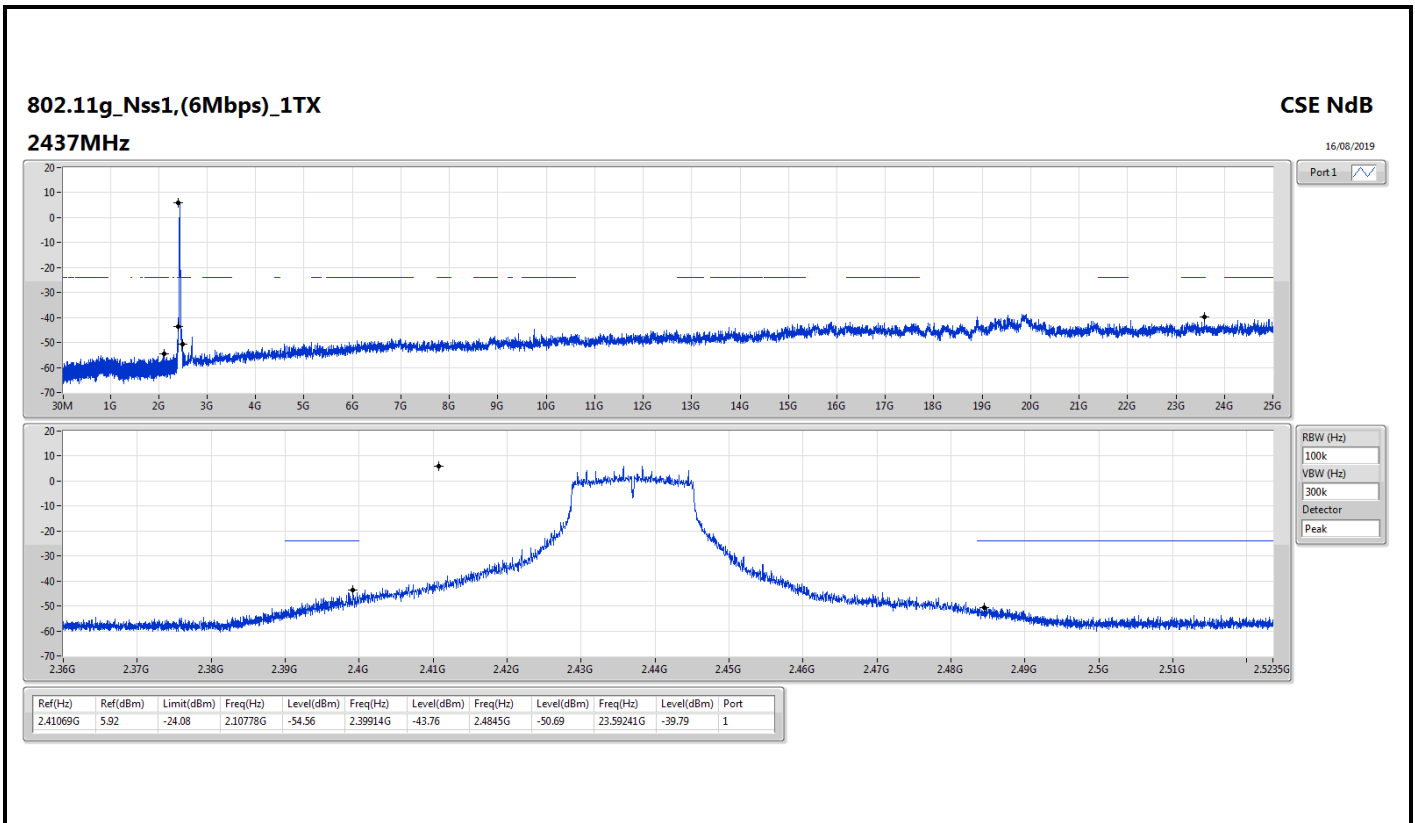


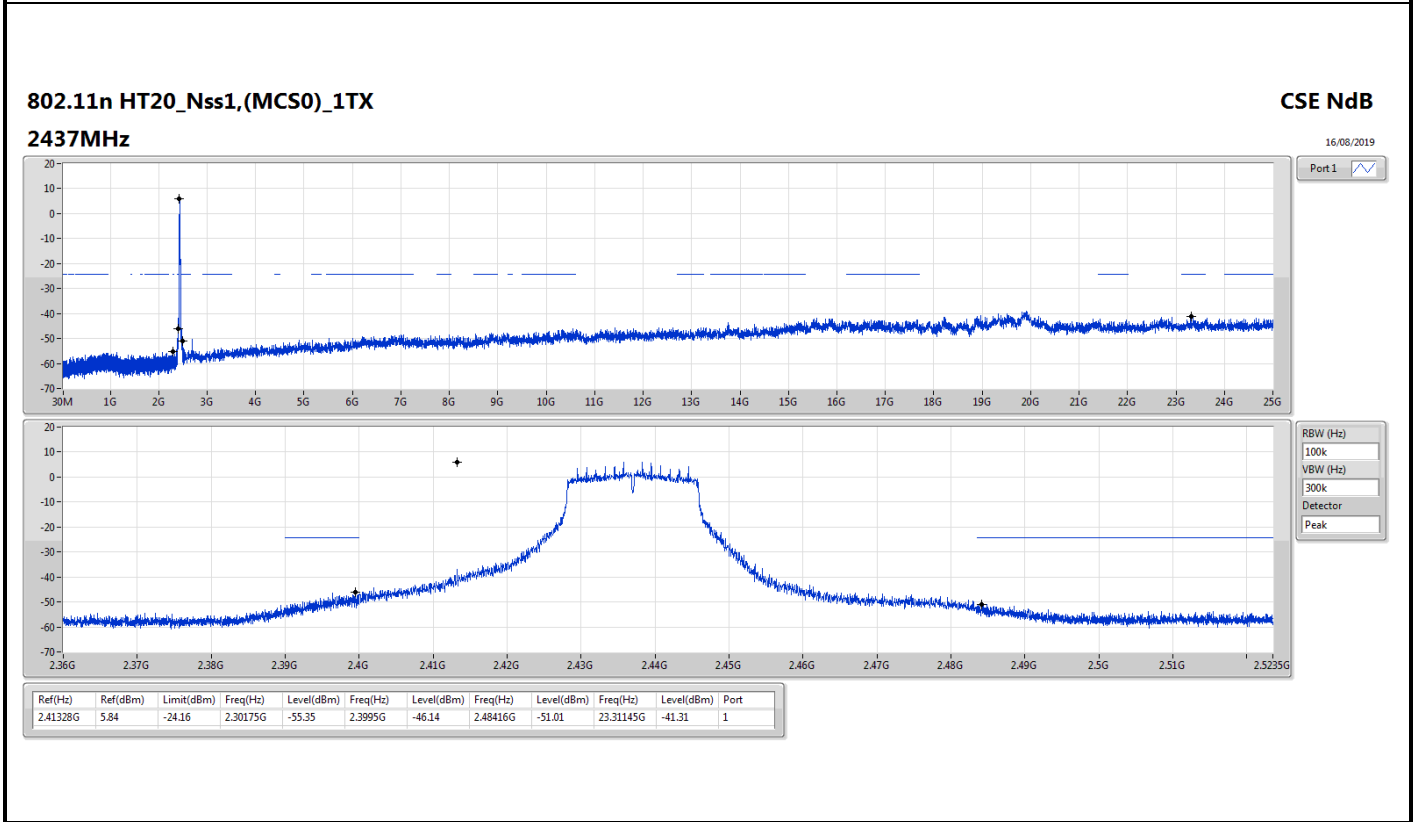
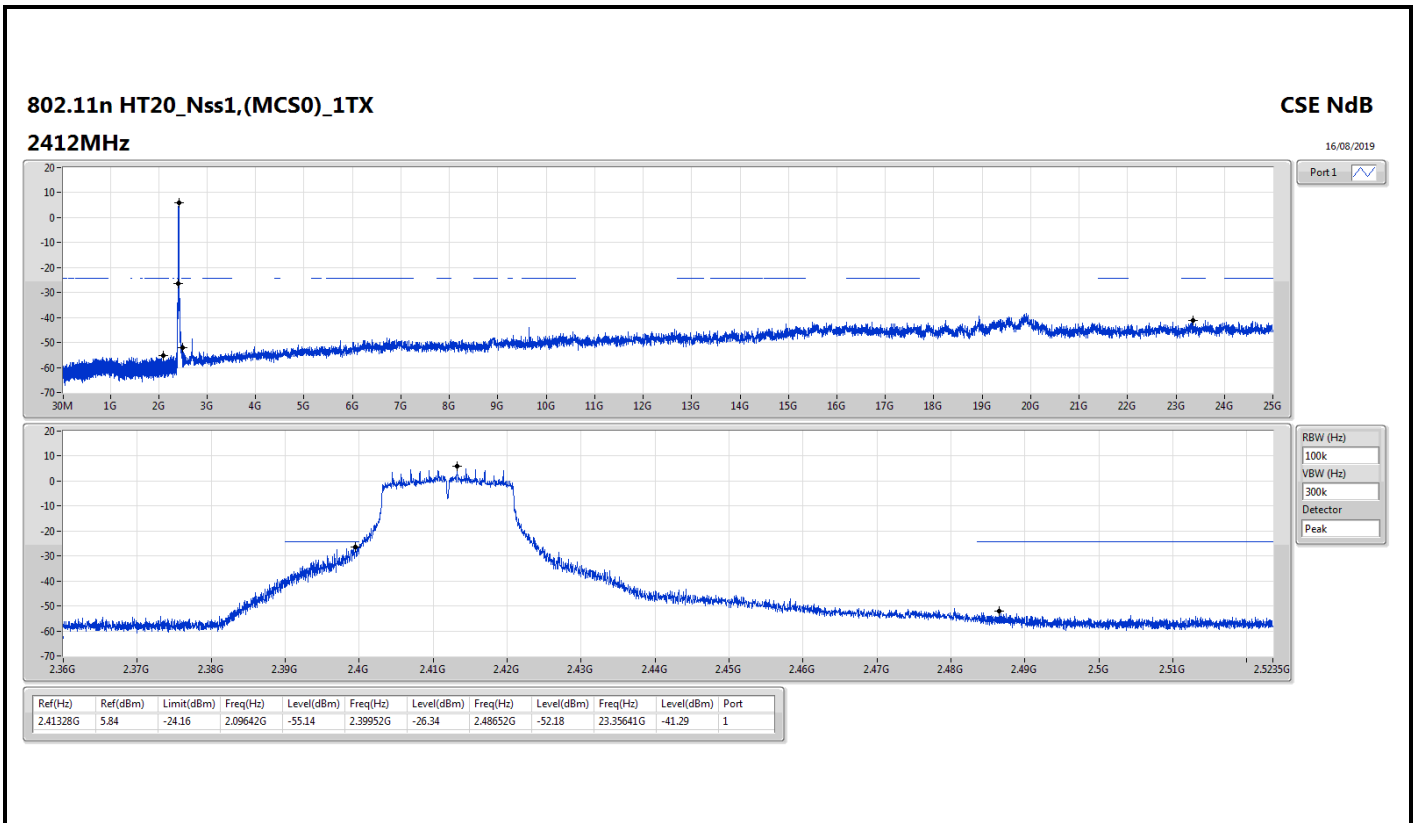
Result

Mode	Result	Ref (Hz)	Ref (dBm)	Limit (dBm)	Freq (Hz)	Level (dBm)	Freq (Hz)	Level (dBm)	Freq (Hz)	Level (dBm)	Freq (Hz)	Level (dBm)	Port
802.11b_Nss1,(1Mbps)_1TX	-	-	-	-	-	-	-	-	-	-	-	-	-
2412MHz_TnomVnom	Pass	2.4625G	10.76	-19.24	795.99M	-55.71	2.39998G	-31.46	2.5146G	-53.41	9.64855G	-39.37	1
2437MHz_TnomVnom	Pass	2.4625G	10.76	-19.24	2.14477G	-56.14	2.3997G	-52.29	2.51186G	-52.98	24.90167G	-41.56	1
2462MHz_TnomVnom	Pass	2.4625G	10.76	-19.24	927.92M	-55.24	2.39844G	-54.56	2.48352G	-43.72	16.55165G	-40.89	1
802.11g_Nss1,(6Mbps)_1TX	-	-	-	-	-	-	-	-	-	-	-	-	-
2412MHz_TnomVnom	Pass	2.41069G	5.92	-24.08	944.82M	-55.07	2.39976G	-25.49	2.48878G	-53.24	24.04475G	-41.12	1
2437MHz_TnomVnom	Pass	2.41069G	5.92	-24.08	2.10778G	-54.56	2.39914G	-43.76	2.4845G	-50.69	23.59241G	-39.79	1
2462MHz_TnomVnom	Pass	2.41069G	5.92	-24.08	1.62692G	-55.61	2.397G	-51.22	2.48382G	-43.55	16.2454G	-41.56	1
802.11n HT20_Nss1,(MCS0)_1TX	-	-	-	-	-	-	-	-	-	-	-	-	-
2412MHz_TnomVnom	Pass	2.41328G	5.84	-24.16	2.09642G	-55.14	2.39952G	-26.34	2.48652G	-52.18	23.35641G	-41.29	1
2437MHz_TnomVnom	Pass	2.41328G	5.84	-24.16	2.30175G	-55.35	2.3995G	-46.14	2.48416G	-51.01	23.31145G	-41.31	1
2462MHz_TnomVnom	Pass	2.41328G	5.84	-24.16	1.89458G	-55.26	2.3979G	-51.28	2.48352G	-44.39	24.705G	-40.91	1









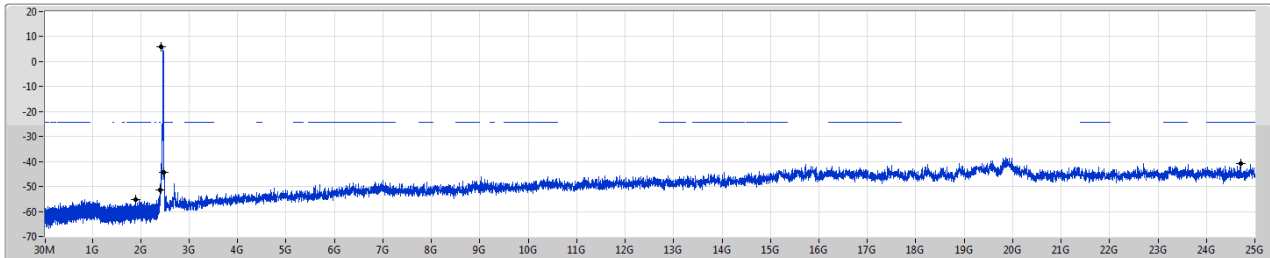


802.11n HT20_Nss1,(MCS0)_1TX

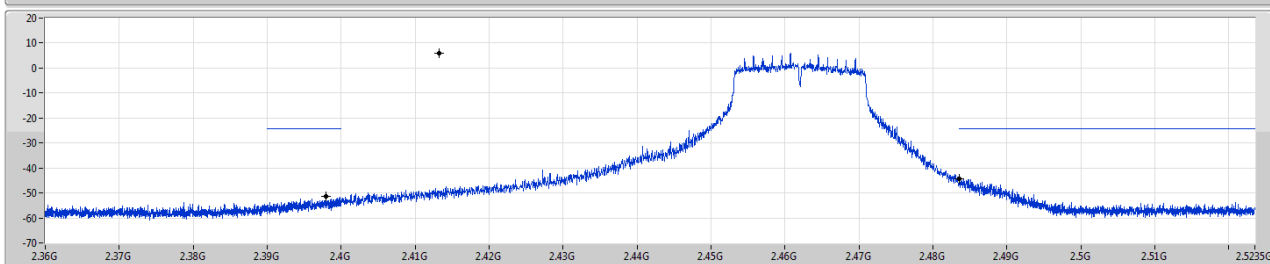
CSE NdB

2462MHz

16/08/2019



Port1



RBW (Hz)
100k
VBW (Hz)
300k
Detector
Peak

Ref(Hz)	Ref(dBm)	Limit(dBm)	Freq(Hz)	Level(dBm)	Freq(Hz)	Level(dBm)	Freq(Hz)	Level(dBm)	Freq(Hz)	Level(dBm)	Port
2.41328G	5.84	-24.16	1.89458G	-55.26	2.3979G	-51.28	2.48352G	-44.39	24.705G	-40.91	1



Summary

Mode	Result	Type	Freq (Hz)	Level (dBuV/m)	Limit (dBuV/m)	Margin (dB)	Dist (m)	Condition	Azimuth (°)	Height (m)	Comments
2.4-2.4835GHz	-	-	-	-	-	-	-	-	-	-	-
802.11n HT20_Nss1,(MCS0)_1TX	Pass	PK	30M	36.86	40.00	-3.14	3	Vertical	0	1.00	-



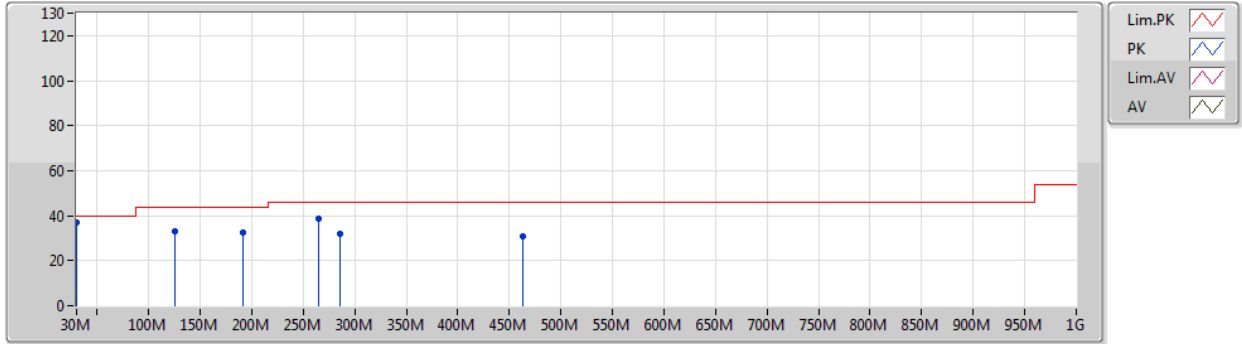
Result

Mode	Result	Type	Freq (Hz)	Level (dBuV/m)	Limit (dBuV/m)	Margin (dB)	Dist (m)	Condition	Azimuth (°)	Height (m)	Comments
802.11n HT20_Nss1.(MCS0)_1TX	-	-	-	-	-	-	-	-	-	-	-
2437MHz	Pass	PK	30M	36.86	40.00	-3.14	3	Vertical	0	1.00	-
2437MHz	Pass	PK	125.06M	33.29	43.50	-10.21	3	Vertical	0	1.00	-
2437MHz	Pass	PK	191.02M	32.44	43.50	-11.06	3	Vertical	0	1.00	-
2437MHz	Pass	PK	264.74M	38.79	46.00	-7.21	3	Vertical	0	1.00	-
2437MHz	Pass	PK	286.08M	32.00	46.00	-14.00	3	Vertical	0	1.00	-
2437MHz	Pass	PK	462.62M	30.66	46.00	-15.34	3	Vertical	0	1.00	-
2437MHz	Pass	PK	30M	23.57	40.00	-16.43	3	Horizontal	360	1.00	-
2437MHz	Pass	PK	62.98M	26.08	40.00	-13.92	3	Horizontal	360	1.00	-
2437MHz	Pass	PK	159.98M	29.94	43.50	-13.56	3	Horizontal	360	1.00	-
2437MHz	Pass	PK	202.66M	30.85	43.50	-12.65	3	Horizontal	360	1.00	-
2437MHz	Pass	PK	251.16M	33.77	46.00	-12.23	3	Horizontal	360	1.00	-
2437MHz	Pass	PK	295.78M	35.87	46.00	-10.13	3	Horizontal	360	1.00	-

802.11n HT20_Nss1,(MCS0)_1TX

14/08/2019

2437MHz_Adapter

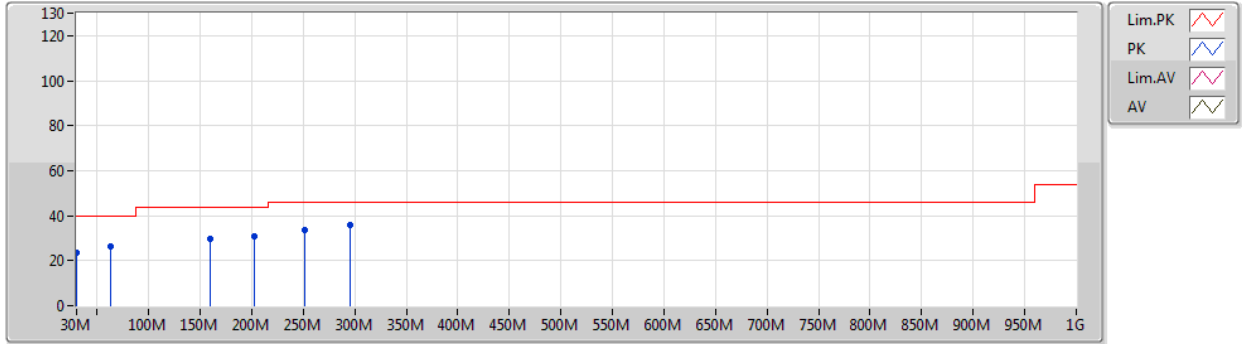


Type	Freq (Hz)	Level (dBuV/m)	Limit (dBuV/m)	Margin (dB)	Factor (dB)	Dist (m)	Condition	Azimuth (°)	Height (m)	Comment	Raw (dBuV)	AF (dB)	CL (dB)	PA (dB)
PK	30M	36.86	40.00	-3.14	-13.24	3	Vertical	0	1.00	-	50.10	23.63	0.48	37.35
PK	125.06M	33.29	43.50	-10.21	-19.00	3	Vertical	0	1.00	-	52.29	16.76	0.91	36.67
PK	191.02M	32.44	43.50	-11.06	-21.28	3	Vertical	0	1.00	-	53.72	13.97	1.15	36.40
PK	264.74M	38.79	46.00	-7.21	-15.95	3	Vertical	0	1.00	-	54.74	19.15	1.33	36.43
PK	286.08M	32.00	46.00	-14.00	-16.94	3	Vertical	0	1.00	-	48.94	18.13	1.40	36.47
PK	462.62M	30.66	46.00	-15.34	-12.39	3	Vertical	0	1.00	-	43.05	22.58	1.84	36.81

802.11n HT20_Nss1,(MCS0)_1TX

14/08/2019

2437MHz_Adapter



Type	Freq (Hz)	Level (dBuV/m)	Limit (dBuV/m)	Margin (dB)	Factor (dB)	Dist (m)	Condition	Azimuth (°)	Height (m)	Comment	Raw (dBuV)	AF (dB)	CL (dB)	PA (dB)
PK	30M	23.57	40.00	-16.43	-13.24	3	Horizontal	360	1.00	-	36.81	23.63	0.48	37.35
PK	62.98M	26.08	40.00	-13.92	-25.41	3	Horizontal	360	1.00	-	51.49	11.02	0.63	37.06
PK	159.98M	29.94	43.50	-13.56	-19.77	3	Horizontal	360	1.00	-	49.71	15.72	1.04	36.53
PK	202.66M	30.85	43.50	-12.65	-20.95	3	Horizontal	360	1.00	-	51.80	14.22	1.19	36.36
PK	251.16M	33.77	46.00	-12.23	-16.94	3	Horizontal	360	1.00	-	50.71	18.19	1.29	36.42
PK	295.78M	35.87	46.00	-10.13	-16.75	3	Horizontal	360	1.00	-	52.62	18.30	1.43	36.48



Summary

Mode	Result	Type	Freq (Hz)	Level (dBuV/m)	Limit (dBuV/m)	Margin (dB)	Dist (m)	Condition	Azimuth (°)	Height (m)	Comments
2.4-2.4835GHz	-	-	-	-	-	-	-	-	-	-	-
802.11b_Nss1,(1Mbps)_1TX	Pass	AV	2.3882G	52.17	54.00	-1.83	3	Horizontal	131	1.00	-
802.11g_Nss1,(6Mbps)_1TX	Pass	AV	2.4838G	52.92	54.00	-1.08	3	Horizontal	117	1.00	-
802.11n HT20_Nss1,(MCS0)_1TX	Pass	AV	2.4835G	52.79	54.00	-1.21	3	Horizontal	118	1.01	-



Result

Mode	Result	Type	Freq (Hz)	Level (dBuV/m)	Limit (dBuV/m)	Margin (dB)	Dist (m)	Condition	Azimuth (°)	Height (m)	Comments
802.11b_Nss1,(1Mbps)_1TX	-	-	-	-	-	-	-	-	-	-	-
2412MHz	Pass	AV	2.39G	48.51	54.00	-5.49	3	Vertical	79	1.50	-
2412MHz	Pass	AV	2.4128G	106.75	Inf	-Inf	3	Vertical	79	1.50	-
2412MHz	Pass	AV	2.4848G	45.68	54.00	-8.32	3	Vertical	79	1.50	-
2412MHz	Pass	PK	2.3888G	60.20	74.00	-13.80	3	Vertical	79	1.50	-
2412MHz	Pass	PK	2.4128G	109.47	Inf	-Inf	3	Vertical	79	1.50	-
2412MHz	Pass	PK	2.4984G	58.70	74.00	-15.30	3	Vertical	79	1.50	-
2412MHz	Pass	AV	2.39G	50.60	54.00	-3.40	3	Horizontal	117	1.00	-
2412MHz	Pass	AV	2.4128G	109.50	Inf	-Inf	3	Horizontal	117	1.00	-
2412MHz	Pass	AV	2.4852G	46.03	54.00	-7.97	3	Horizontal	117	1.00	-
2412MHz	Pass	PK	2.39G	61.64	74.00	-12.36	3	Horizontal	117	1.00	-
2412MHz	Pass	PK	2.4128G	112.68	Inf	-Inf	3	Horizontal	117	1.00	-
2412MHz	Pass	PK	2.4868G	59.32	74.00	-14.68	3	Horizontal	117	1.00	-
2412MHz	Pass	AV	4.82407G	39.67	54.00	-14.33	3	Vertical	167	1.00	-
2412MHz	Pass	PK	4.82392G	50.07	74.00	-23.93	3	Vertical	167	1.00	-
2412MHz	Pass	AV	4.82403G	41.50	54.00	-12.50	3	Horizontal	71	2.37	-
2412MHz	Pass	PK	4.82394G	50.29	74.00	-23.71	3	Horizontal	71	2.37	-
2417MHz	Pass	AV	2.3882G	50.12	54.00	-3.88	3	Vertical	97	1.91	-
2417MHz	Pass	AV	2.4178G	107.91	Inf	-Inf	3	Vertical	97	1.91	-
2417MHz	Pass	AV	2.4838G	45.86	54.00	-8.14	3	Vertical	97	1.91	-
2417MHz	Pass	PK	2.3882G	59.88	74.00	-14.12	3	Vertical	97	1.91	-
2417MHz	Pass	PK	2.4178G	111.01	Inf	-Inf	3	Vertical	97	1.91	-
2417MHz	Pass	PK	2.4914G	59.05	74.00	-14.95	3	Vertical	97	1.91	-
2417MHz	Pass	AV	2.3882G	52.17	54.00	-1.83	3	Horizontal	131	1.00	-
2417MHz	Pass	AV	2.4178G	110.37	Inf	-Inf	3	Horizontal	131	1.00	-
2417MHz	Pass	AV	2.4838G	46.63	54.00	-7.37	3	Horizontal	131	1.00	-
2417MHz	Pass	PK	2.3882G	61.19	74.00	-12.81	3	Horizontal	131	1.00	-
2417MHz	Pass	PK	2.4178G	113.08	Inf	-Inf	3	Horizontal	131	1.00	-
2417MHz	Pass	PK	2.4858G	59.35	74.00	-14.65	3	Horizontal	131	1.00	-
2437MHz	Pass	AV	2.3882G	47.68	54.00	-6.32	3	Vertical	82	2.43	-
2437MHz	Pass	AV	2.4362G	109.83	Inf	-Inf	3	Vertical	82	2.43	-
2437MHz	Pass	AV	2.4858G	47.74	54.00	-6.26	3	Vertical	82	2.43	-
2437MHz	Pass	PK	2.3898G	59.96	74.00	-14.04	3	Vertical	82	2.43	-
2437MHz	Pass	PK	2.4362G	112.50	Inf	-Inf	3	Vertical	82	2.43	-
2437MHz	Pass	PK	2.4842G	60.05	74.00	-13.95	3	Vertical	82	2.43	-
2437MHz	Pass	AV	2.3882G	49.97	54.00	-4.03	3	Horizontal	118	1.00	-
2437MHz	Pass	AV	2.4362G	111.20	Inf	-Inf	3	Horizontal	118	1.00	-
2437MHz	Pass	AV	2.4858G	49.94	54.00	-4.06	3	Horizontal	118	1.00	-
2437MHz	Pass	PK	2.3898G	60.29	74.00	-13.71	3	Horizontal	118	1.00	-
2437MHz	Pass	PK	2.4362G	113.85	Inf	-Inf	3	Horizontal	118	1.00	-
2437MHz	Pass	PK	2.4854G	60.80	74.00	-13.20	3	Horizontal	118	1.00	-
2437MHz	Pass	AV	4.87398G	45.00	54.00	-9.00	3	Vertical	189	1.00	-
2437MHz	Pass	PK	4.87399G	52.50	74.00	-21.50	3	Vertical	189	1.00	-
2437MHz	Pass	AV	4.87399G	45.57	54.00	-8.43	3	Horizontal	175	2.70	-
2437MHz	Pass	PK	4.87399G	52.61	74.00	-21.39	3	Horizontal	175	2.70	-
2457MHz	Pass	AV	2.3574G	45.21	54.00	-8.79	3	Vertical	68	1.86	-
2457MHz	Pass	AV	2.4562G	106.73	Inf	-Inf	3	Vertical	68	1.86	-
2457MHz	Pass	AV	2.485G	49.50	54.00	-4.50	3	Vertical	68	1.86	-



Mode	Result	Type	Freq (Hz)	Level (dBuV/m)	Limit (dBuV/m)	Margin (dB)	Dist (m)	Condition	Azimuth (°)	Height (m)	Comments
2457MHz	Pass	PK	2.3814G	58.45	74.00	-15.55	3	Vertical	68	1.86	-
2457MHz	Pass	PK	2.4578G	108.88	Inf	-Inf	3	Vertical	68	1.86	-
2457MHz	Pass	PK	2.4846G	60.56	74.00	-13.44	3	Vertical	68	1.86	-
2457MHz	Pass	AV	2.3898G	45.24	54.00	-8.76	3	Horizontal	120	1.00	-
2457MHz	Pass	AV	2.4562G	108.96	Inf	-Inf	3	Horizontal	120	1.00	-
2457MHz	Pass	AV	2.485G	51.63	54.00	-2.37	3	Horizontal	120	1.00	-
2457MHz	Pass	PK	2.377G	58.89	74.00	-15.11	3	Horizontal	120	1.00	-
2457MHz	Pass	PK	2.4562G	111.51	Inf	-Inf	3	Horizontal	120	1.00	-
2457MHz	Pass	PK	2.4835G	62.39	74.00	-11.61	3	Horizontal	120	1.00	-
2462MHz	Pass	AV	2.3628G	45.19	54.00	-8.81	3	Vertical	73	2.67	-
2462MHz	Pass	AV	2.4612G	106.18	Inf	-Inf	3	Vertical	73	2.67	-
2462MHz	Pass	AV	2.4844G	47.67	54.00	-6.33	3	Vertical	73	2.67	-
2462MHz	Pass	PK	2.3716G	58.55	74.00	-15.45	3	Vertical	73	2.67	-
2462MHz	Pass	PK	2.4612G	108.45	Inf	-Inf	3	Vertical	73	2.67	-
2462MHz	Pass	PK	2.4864G	59.34	74.00	-14.66	3	Vertical	73	2.67	-
2462MHz	Pass	AV	2.362G	45.20	54.00	-8.80	3	Horizontal	120	1.00	-
2462MHz	Pass	AV	2.4612G	107.59	Inf	-Inf	3	Horizontal	120	1.00	-
2462MHz	Pass	AV	2.4848G	50.21	54.00	-3.79	3	Horizontal	120	1.00	-
2462MHz	Pass	PK	2.3692G	58.74	74.00	-15.26	3	Horizontal	120	1.00	-
2462MHz	Pass	PK	2.4612G	110.59	Inf	-Inf	3	Horizontal	120	1.00	-
2462MHz	Pass	PK	2.4852G	60.97	74.00	-13.03	3	Horizontal	120	1.00	-
2462MHz	Pass	AV	4.92401G	38.04	54.00	-15.96	3	Vertical	191	1.00	-
2462MHz	Pass	PK	4.92404G	49.18	74.00	-24.82	3	Vertical	191	1.00	-
2462MHz	Pass	AV	4.92385G	37.71	54.00	-16.29	3	Horizontal	166	2.94	-
2462MHz	Pass	PK	4.92405G	48.79	74.00	-25.21	3	Horizontal	166	2.94	-
802.11g_Nss1,(6Mbps)_1TX	-	-	-	-	-	-	-	-	-	-	-
2412MHz	Pass	AV	2.39G	50.89	54.00	-3.11	3	Vertical	75	2.79	-
2412MHz	Pass	AV	2.4132G	99.20	Inf	-Inf	3	Vertical	75	2.79	-
2412MHz	Pass	AV	2.4864G	46.60	54.00	-7.40	3	Vertical	75	2.79	-
2412MHz	Pass	PK	2.39G	62.56	74.00	-11.44	3	Vertical	75	2.79	-
2412MHz	Pass	PK	2.4112G	108.42	Inf	-Inf	3	Vertical	75	2.79	-
2412MHz	Pass	PK	2.4864G	59.06	74.00	-14.94	3	Vertical	75	2.79	-
2412MHz	Pass	AV	2.39G	52.56	54.00	-1.44	3	Horizontal	112	1.00	-
2412MHz	Pass	AV	2.4132G	100.90	Inf	-Inf	3	Horizontal	112	1.00	-
2412MHz	Pass	AV	2.4852G	46.93	54.00	-7.07	3	Horizontal	112	1.00	-
2412MHz	Pass	PK	2.39G	63.98	74.00	-10.02	3	Horizontal	112	1.00	-
2412MHz	Pass	PK	2.4108G	110.90	Inf	-Inf	3	Horizontal	112	1.00	-
2412MHz	Pass	PK	2.4972G	59.55	74.00	-14.45	3	Horizontal	112	1.00	-
2412MHz	Pass	AV	4.83882G	34.83	54.00	-19.17	3	Vertical	338	2.29	-
2412MHz	Pass	PK	4.8384G	47.82	74.00	-26.18	3	Vertical	338	2.29	-
2412MHz	Pass	AV	4.827G	34.92	54.00	-19.08	3	Horizontal	54	1.61	-
2412MHz	Pass	PK	4.8345G	47.27	74.00	-26.73	3	Horizontal	54	1.61	-
2417MHz	Pass	AV	2.3898G	50.22	54.00	-3.78	3	Vertical	76	1.49	-
2417MHz	Pass	AV	2.4162G	100.86	Inf	-Inf	3	Vertical	76	1.49	-
2417MHz	Pass	AV	2.4838G	47.42	54.00	-6.58	3	Vertical	76	1.49	-
2417MHz	Pass	PK	2.389G	62.35	74.00	-11.65	3	Vertical	76	1.49	-
2417MHz	Pass	PK	2.4202G	110.43	Inf	-Inf	3	Vertical	76	1.49	-
2417MHz	Pass	PK	2.4862G	59.04	74.00	-14.96	3	Vertical	76	1.49	-
2417MHz	Pass	AV	2.3898G	52.85	54.00	-1.15	3	Horizontal	114	1.00	-



Mode	Result	Type	Freq (Hz)	Level (dBuV/m)	Limit (dBuV/m)	Margin (dB)	Dist (m)	Condition	Azimuth (°)	Height (m)	Comments
2417MHz	Pass	AV	2.4182G	103.71	Inf	-Inf	3	Horizontal	114	1.00	-
2417MHz	Pass	AV	2.4838G	48.52	54.00	-5.48	3	Horizontal	114	1.00	-
2417MHz	Pass	PK	2.3898G	64.24	74.00	-9.76	3	Horizontal	114	1.00	-
2417MHz	Pass	PK	2.4178G	113.21	Inf	-Inf	3	Horizontal	114	1.00	-
2417MHz	Pass	PK	2.485G	61.27	74.00	-12.73	3	Horizontal	114	1.00	-
2437MHz	Pass	AV	2.3898G	48.00	54.00	-6.00	3	Vertical	86	2.43	-
2437MHz	Pass	AV	2.4358G	104.26	Inf	-Inf	3	Vertical	86	2.43	-
2437MHz	Pass	AV	2.4835G	50.09	54.00	-3.91	3	Vertical	86	2.43	-
2437MHz	Pass	PK	2.3898G	59.62	74.00	-14.38	3	Vertical	86	2.43	-
2437MHz	Pass	PK	2.4362G	114.37	Inf	-Inf	3	Vertical	86	2.43	-
2437MHz	Pass	PK	2.4842G	63.09	74.00	-10.91	3	Vertical	86	2.43	-
2437MHz	Pass	AV	2.3898G	49.54	54.00	-4.46	3	Horizontal	115	1.12	-
2437MHz	Pass	AV	2.4362G	105.46	Inf	-Inf	3	Horizontal	115	1.12	-
2437MHz	Pass	AV	2.4835G	52.25	54.00	-1.75	3	Horizontal	115	1.12	-
2437MHz	Pass	PK	2.3894G	62.65	74.00	-11.35	3	Horizontal	115	1.12	-
2437MHz	Pass	PK	2.4358G	115.18	Inf	-Inf	3	Horizontal	115	1.12	-
2437MHz	Pass	PK	2.4835G	64.49	74.00	-9.51	3	Horizontal	115	1.12	-
2437MHz	Pass	AV	4.87387G	35.76	54.00	-18.24	3	Vertical	197	1.00	-
2437MHz	Pass	PK	4.8739G	48.30	74.00	-25.70	3	Vertical	197	1.00	-
2437MHz	Pass	AV	4.87454G	35.30	54.00	-18.70	3	Horizontal	201	2.38	-
2437MHz	Pass	PK	4.87442G	48.44	74.00	-25.56	3	Horizontal	201	2.38	-
2457MHz	Pass	AV	2.3846G	46.14	54.00	-7.86	3	Vertical	72	2.65	-
2457MHz	Pass	AV	2.4578G	99.60	Inf	-Inf	3	Vertical	72	2.65	-
2457MHz	Pass	AV	2.4838G	50.98	54.00	-3.02	3	Vertical	72	2.65	-
2457MHz	Pass	PK	2.3894G	58.95	74.00	-15.05	3	Vertical	72	2.65	-
2457MHz	Pass	PK	2.459G	109.04	Inf	-Inf	3	Vertical	72	2.65	-
2457MHz	Pass	PK	2.4835G	63.36	74.00	-10.64	3	Vertical	72	2.65	-
2457MHz	Pass	AV	2.389G	46.19	54.00	-7.81	3	Horizontal	117	1.00	-
2457MHz	Pass	AV	2.4558G	100.99	Inf	-Inf	3	Horizontal	117	1.00	-
2457MHz	Pass	AV	2.4838G	52.92	54.00	-1.08	3	Horizontal	117	1.00	-
2457MHz	Pass	PK	2.3758G	58.36	74.00	-15.64	3	Horizontal	117	1.00	-
2457MHz	Pass	PK	2.4578G	109.91	Inf	-Inf	3	Horizontal	117	1.00	-
2457MHz	Pass	PK	2.4835G	64.68	74.00	-9.32	3	Horizontal	117	1.00	-
2462MHz	Pass	AV	2.3872G	46.27	54.00	-7.73	3	Vertical	78	1.69	-
2462MHz	Pass	AV	2.4612G	97.35	Inf	-Inf	3	Vertical	78	1.69	-
2462MHz	Pass	AV	2.4835G	48.40	54.00	-5.60	3	Vertical	78	1.69	-
2462MHz	Pass	PK	2.3688G	58.56	74.00	-15.44	3	Vertical	78	1.69	-
2462MHz	Pass	PK	2.4612G	107.03	Inf	-Inf	3	Vertical	78	1.69	-
2462MHz	Pass	PK	2.484G	61.12	74.00	-12.88	3	Vertical	78	1.69	-
2462MHz	Pass	AV	2.3708G	46.33	54.00	-7.67	3	Horizontal	116	1.08	-
2462MHz	Pass	AV	2.4608G	99.49	Inf	-Inf	3	Horizontal	116	1.08	-
2462MHz	Pass	AV	2.484G	49.23	54.00	-4.77	3	Horizontal	116	1.08	-
2462MHz	Pass	PK	2.3644G	58.84	74.00	-15.16	3	Horizontal	116	1.08	-
2462MHz	Pass	PK	2.4612G	109.81	Inf	-Inf	3	Horizontal	116	1.08	-
2462MHz	Pass	PK	2.4835G	61.30	74.00	-12.70	3	Horizontal	116	1.08	-
2462MHz	Pass	AV	4.93252G	35.03	54.00	-18.97	3	Vertical	334	1.83	-
2462MHz	Pass	PK	4.92868G	47.90	74.00	-26.10	3	Vertical	334	1.83	-
2462MHz	Pass	AV	4.9336G	35.01	54.00	-18.99	3	Horizontal	181	2.42	-
2462MHz	Pass	PK	4.92502G	47.67	74.00	-26.33	3	Horizontal	181	2.42	-



Mode	Result	Type	Freq (Hz)	Level (dBuV/m)	Limit (dBuV/m)	Margin (dB)	Dist (m)	Condition	Azimuth (°)	Height (m)	Comments
802.11n HT20_Nss1,(MCS0)_1TX	-	-	-	-	-	-	-	-	-	-	-
2412MHz	Pass	AV	2.39G	51.20	54.00	-2.80	3	Vertical	82	2.79	-
2412MHz	Pass	AV	2.4132G	99.38	Inf	-Inf	3	Vertical	82	2.79	-
2412MHz	Pass	AV	2.4936G	46.41	54.00	-7.59	3	Vertical	82	2.79	-
2412MHz	Pass	PK	2.3896G	62.74	74.00	-11.26	3	Vertical	82	2.79	-
2412MHz	Pass	PK	2.4132G	109.14	Inf	-Inf	3	Vertical	82	2.79	-
2412MHz	Pass	PK	2.498G	58.52	74.00	-15.48	3	Vertical	82	2.79	-
2412MHz	Pass	AV	2.39G	52.27	54.00	-1.73	3	Horizontal	112	1.00	-
2412MHz	Pass	AV	2.4128G	100.35	Inf	-Inf	3	Horizontal	112	1.00	-
2412MHz	Pass	AV	2.484G	46.93	54.00	-7.07	3	Horizontal	112	1.00	-
2412MHz	Pass	PK	2.39G	63.98	74.00	-10.02	3	Horizontal	112	1.00	-
2412MHz	Pass	PK	2.4144G	109.78	Inf	-Inf	3	Horizontal	112	1.00	-
2412MHz	Pass	PK	2.4852G	58.69	74.00	-15.31	3	Horizontal	112	1.00	-
2412MHz	Pass	AV	4.82856G	34.68	54.00	-19.32	3	Vertical	333	1.57	-
2412MHz	Pass	PK	4.82946G	47.47	74.00	-26.53	3	Vertical	333	1.57	-
2412MHz	Pass	AV	4.83066G	34.68	54.00	-19.32	3	Horizontal	163	2.43	-
2412MHz	Pass	PK	4.82652G	46.96	74.00	-27.04	3	Horizontal	163	2.43	-
2417MHz	Pass	AV	2.3898G	49.90	54.00	-4.10	3	Vertical	77	1.49	-
2417MHz	Pass	AV	2.4162G	100.21	Inf	-Inf	3	Vertical	77	1.49	-
2417MHz	Pass	AV	2.4842G	47.36	54.00	-6.64	3	Vertical	77	1.49	-
2417MHz	Pass	PK	2.3898G	61.68	74.00	-12.32	3	Vertical	77	1.49	-
2417MHz	Pass	PK	2.4178G	109.72	Inf	-Inf	3	Vertical	77	1.49	-
2417MHz	Pass	PK	2.487G	59.20	74.00	-14.80	3	Vertical	77	1.49	-
2417MHz	Pass	AV	2.3898G	52.18	54.00	-1.82	3	Horizontal	117	1.00	-
2417MHz	Pass	AV	2.4182G	103.51	Inf	-Inf	3	Horizontal	117	1.00	-
2417MHz	Pass	AV	2.4835G	48.91	54.00	-5.09	3	Horizontal	117	1.00	-
2417MHz	Pass	PK	2.389G	63.86	74.00	-10.14	3	Horizontal	117	1.00	-
2417MHz	Pass	PK	2.4178G	112.58	Inf	-Inf	3	Horizontal	117	1.00	-
2417MHz	Pass	PK	2.485G	61.63	74.00	-12.37	3	Horizontal	117	1.00	-
2437MHz	Pass	AV	2.3898G	47.85	54.00	-6.15	3	Vertical	84	2.44	-
2437MHz	Pass	AV	2.4362G	103.52	Inf	-Inf	3	Vertical	84	2.44	-
2437MHz	Pass	AV	2.4835G	49.94	54.00	-4.06	3	Vertical	84	2.44	-
2437MHz	Pass	PK	2.389G	59.48	74.00	-14.52	3	Vertical	84	2.44	-
2437MHz	Pass	PK	2.4334G	112.66	Inf	-Inf	3	Vertical	84	2.44	-
2437MHz	Pass	PK	2.4835G	61.53	74.00	-12.47	3	Vertical	84	2.44	-
2437MHz	Pass	AV	2.3898G	49.56	54.00	-4.44	3	Horizontal	116	1.12	-
2437MHz	Pass	AV	2.4362G	104.80	Inf	-Inf	3	Horizontal	116	1.12	-
2437MHz	Pass	AV	2.4838G	52.58	54.00	-1.42	3	Horizontal	116	1.12	-
2437MHz	Pass	PK	2.3898G	62.26	74.00	-11.74	3	Horizontal	116	1.12	-
2437MHz	Pass	PK	2.4386G	114.48	Inf	-Inf	3	Horizontal	116	1.12	-
2437MHz	Pass	PK	2.485G	64.43	74.00	-9.57	3	Horizontal	116	1.12	-
2437MHz	Pass	AV	4.87172G	34.90	54.00	-19.10	3	Vertical	259	2.11	-
2437MHz	Pass	PK	4.87016G	48.04	74.00	-25.96	3	Vertical	259	2.11	-
2437MHz	Pass	AV	4.87328G	34.97	54.00	-19.03	3	Horizontal	315	1.35	-
2437MHz	Pass	PK	4.86788G	48.52	74.00	-25.48	3	Horizontal	315	1.35	-
2457MHz	Pass	AV	2.3658G	46.18	54.00	-7.82	3	Vertical	69	2.68	-
2457MHz	Pass	AV	2.4578G	99.28	Inf	-Inf	3	Vertical	69	2.68	-
2457MHz	Pass	AV	2.4838G	50.28	54.00	-3.72	3	Vertical	69	2.68	-
2457MHz	Pass	PK	2.3886G	58.51	74.00	-15.49	3	Vertical	69	2.68	-

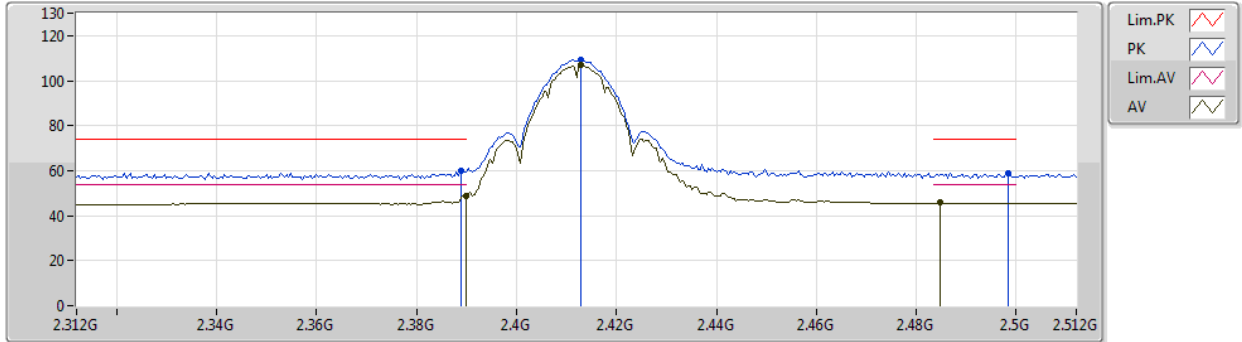


Mode	Result	Type	Freq (Hz)	Level (dBuV/m)	Limit (dBuV/m)	Margin (dB)	Dist (m)	Condition	Azimuth (°)	Height (m)	Comments
2457MHz	Pass	PK	2.4558G	108.95	Inf	-Inf	3	Vertical	69	2.68	-
2457MHz	Pass	PK	2.4854G	62.40	74.00	-11.60	3	Vertical	69	2.68	-
2457MHz	Pass	AV	2.3878G	46.25	54.00	-7.75	3	Horizontal	118	1.01	-
2457MHz	Pass	AV	2.455G	100.33	Inf	-Inf	3	Horizontal	118	1.01	-
2457MHz	Pass	AV	2.4835G	52.79	54.00	-1.21	3	Horizontal	118	1.01	-
2457MHz	Pass	PK	2.377G	58.58	74.00	-15.42	3	Horizontal	118	1.01	-
2457MHz	Pass	PK	2.4578G	109.45	Inf	-Inf	3	Horizontal	118	1.01	-
2457MHz	Pass	PK	2.4835G	64.66	74.00	-9.34	3	Horizontal	118	1.01	-
2462MHz	Pass	AV	2.368G	46.20	54.00	-7.80	3	Vertical	70	2.67	-
2462MHz	Pass	AV	2.4612G	97.88	Inf	-Inf	3	Vertical	70	2.67	-
2462MHz	Pass	AV	2.4835G	48.65	54.00	-5.35	3	Vertical	70	2.67	-
2462MHz	Pass	PK	2.384G	58.95	74.00	-15.05	3	Vertical	70	2.67	-
2462MHz	Pass	PK	2.4596G	107.19	Inf	-Inf	3	Vertical	70	2.67	-
2462MHz	Pass	PK	2.4835G	60.84	74.00	-13.16	3	Vertical	70	2.67	-
2462MHz	Pass	AV	2.3632G	46.49	54.00	-7.51	3	Horizontal	116	1.08	-
2462MHz	Pass	AV	2.4628G	99.41	Inf	-Inf	3	Horizontal	116	1.08	-
2462MHz	Pass	AV	2.4835G	49.77	54.00	-4.23	3	Horizontal	116	1.08	-
2462MHz	Pass	PK	2.3784G	59.32	74.00	-14.68	3	Horizontal	116	1.08	-
2462MHz	Pass	PK	2.4632G	108.30	Inf	-Inf	3	Horizontal	116	1.08	-
2462MHz	Pass	PK	2.484G	61.84	74.00	-12.16	3	Horizontal	116	1.08	-
2462MHz	Pass	AV	4.93216G	34.97	54.00	-19.03	3	Vertical	141	1.59	-
2462MHz	Pass	PK	4.927G	47.80	74.00	-26.20	3	Vertical	141	1.59	-
2462MHz	Pass	AV	4.92736G	35.09	54.00	-18.91	3	Horizontal	23	2.26	-
2462MHz	Pass	PK	4.91452G	48.05	74.00	-25.95	3	Horizontal	23	2.26	-

802.11b_Nss1,(1Mbps)_1TX

13/08/2019

2412MHz_TX



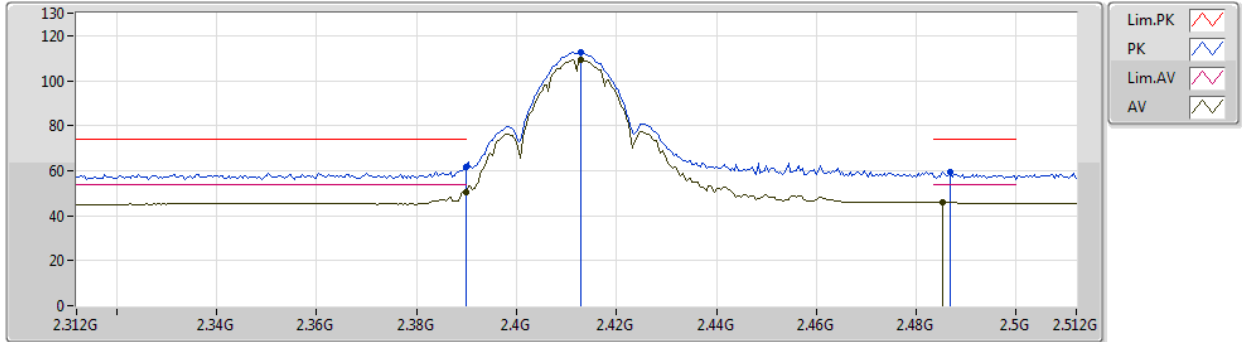
Type	Freq (Hz)	Level (dBuV/m)	Limit (dBuV/m)	Margin (dB)	Factor (dB)	Dist (m)	Condition	Azimuth (°)	Height (m)	Comment	Raw (dBuV)	AF (dB)	CL (dB)	PA (dB)
AV	2.39G	48.51	54.00	-5.49	33.75	3	Vertical	79	1.50	-	14.76	27.64	6.11	-
AV	2.4128G	106.75	Inf	-Inf	33.71	3	Vertical	79	1.50	-	73.04	27.59	6.12	-
AV	2.4848G	45.68	54.00	-8.32	33.67	3	Vertical	79	1.50	-	12.01	27.52	6.15	-
PK	2.3888G	60.20	74.00	-13.80	33.75	3	Vertical	79	1.50	-	26.45	27.64	6.11	-
PK	2.4128G	109.47	Inf	-Inf	33.71	3	Vertical	79	1.50	-	75.76	27.59	6.12	-
PK	2.4984G	58.70	74.00	-15.30	33.65	3	Vertical	79	1.50	-	25.05	27.50	6.15	-



802.11b_Nss1,(1Mbps)_1TX

13/08/2019

2412MHz_TX



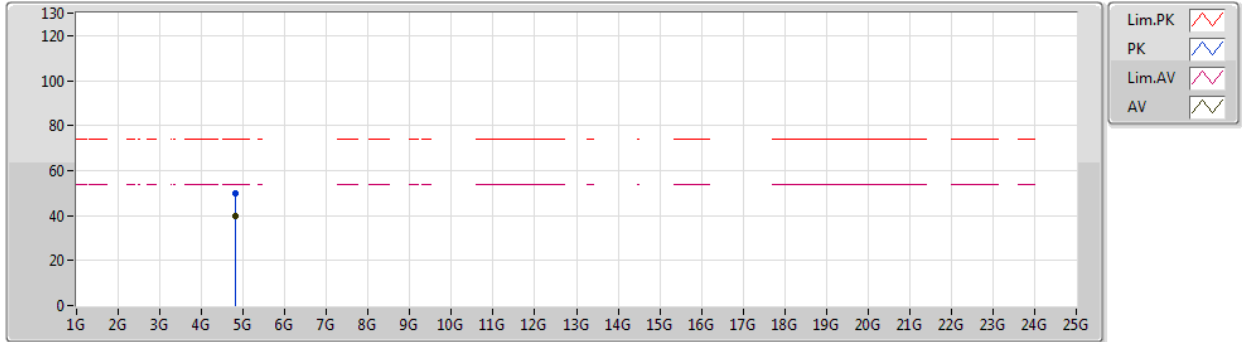
Type	Freq (Hz)	Level (dBuV/m)	Limit (dBuV/m)	Margin (dB)	Factor (dB)	Dist (m)	Condition	Azimuth (°)	Height (m)	Comment	Raw (dBuV)	AF (dB)	CL (dB)	PA (dB)
AV	2.39G	50.60	54.00	-3.40	33.75	3	Horizontal	117	1.00	-	16.85	27.64	6.11	-
AV	2.4128G	109.50	Inf	-Inf	33.71	3	Horizontal	117	1.00	-	75.79	27.59	6.12	-
AV	2.4852G	46.03	54.00	-7.97	33.66	3	Horizontal	117	1.00	-	12.37	27.51	6.15	-
PK	2.39G	61.64	74.00	-12.36	33.75	3	Horizontal	117	1.00	-	27.89	27.64	6.11	-
PK	2.4128G	112.68	Inf	-Inf	33.71	3	Horizontal	117	1.00	-	78.97	27.59	6.12	-
PK	2.4868G	59.32	74.00	-14.68	33.66	3	Horizontal	117	1.00	-	25.66	27.51	6.15	-



802.11b_Nss1,(1Mbps)_1TX

13/08/2019

2412MHz_TX



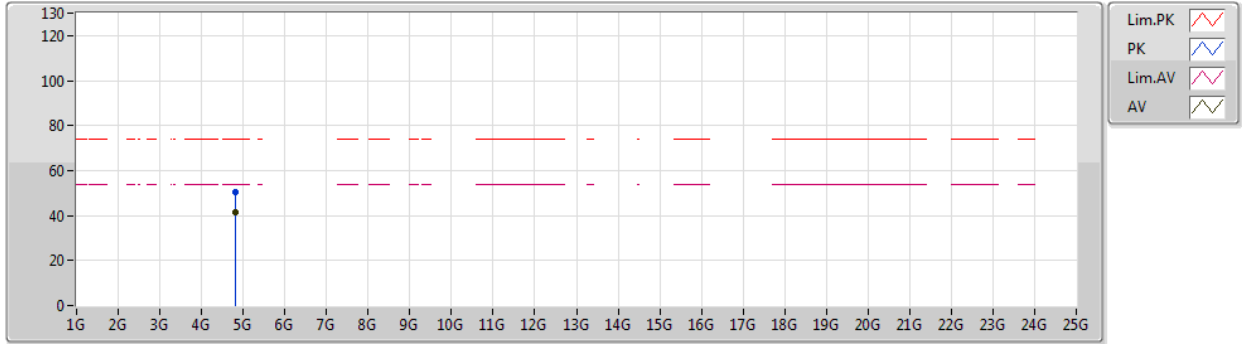
Type	Freq (Hz)	Level (dBuV/m)	Limit (dBuV/m)	Margin (dB)	Factor (dB)	Dist (m)	Condition	Azimuth (°)	Height (m)	Comment	Raw (dBuV)	AF (dB)	CL (dB)	PA (dB)
AV	4.82407G	39.67	54.00	-14.33	5.73	3	Vertical	167	1.00	-	33.94	31.10	8.92	34.29
PK	4.82392G	50.07	74.00	-23.93	5.73	3	Vertical	167	1.00	-	44.34	31.10	8.92	34.29



802.11b_Nss1,(1Mbps)_1TX

13/08/2019

2412MHz_TX



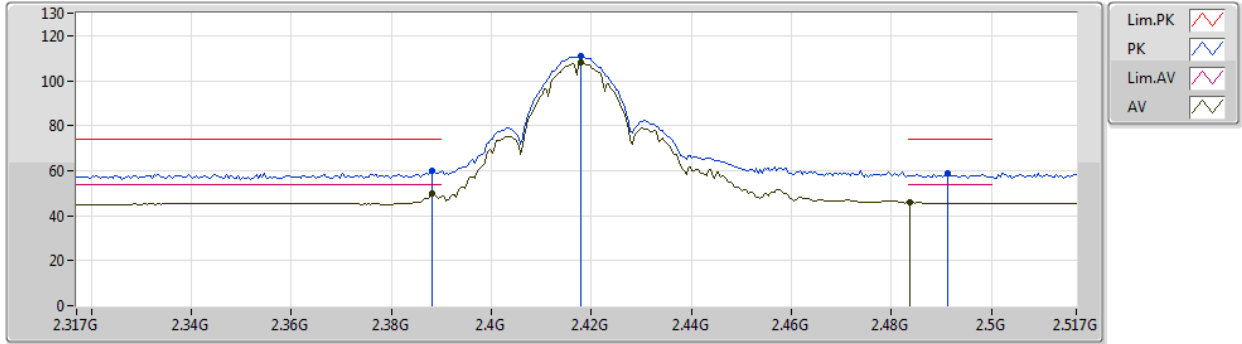
Type	Freq (Hz)	Level (dBuV/m)	Limit (dBuV/m)	Margin (dB)	Factor (dB)	Dist (m)	Condition	Azimuth (°)	Height (m)	Comment	Raw (dBuV)	AF (dB)	CL (dB)	PA (dB)
AV	4.82403G	41.50	54.00	-12.50	5.73	3	Horizontal	71	2.37	-	35.77	31.10	8.92	34.29
PK	4.82394G	50.29	74.00	-23.71	5.73	3	Horizontal	71	2.37	-	44.56	31.10	8.92	34.29



802.11b_Nss1,(1Mbps)_1TX

13/08/2019

2417MHz_TX



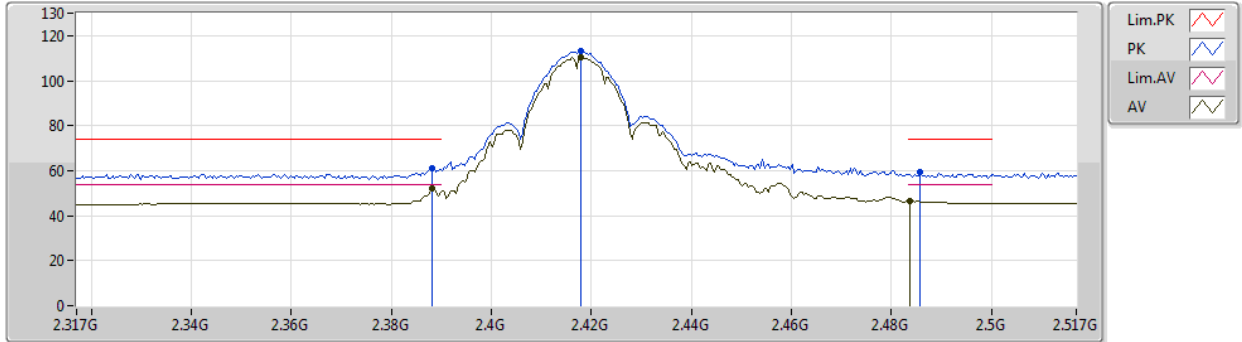
Type	Freq (Hz)	Level (dBuV/m)	Limit (dBuV/m)	Margin (dB)	Factor (dB)	Dist (m)	Condition	Azimuth (°)	Height (m)	Comment	Raw (dBuV)	AF (dB)	CL (dB)	PA (dB)
AV	2.3882G	50.12	54.00	-3.88	33.76	3	Vertical	97	1.91	-	16.36	27.65	6.11	-
AV	2.4178G	107.91	Inf	-Inf	33.70	3	Vertical	97	1.91	-	74.21	27.58	6.12	-
AV	2.4838G	45.86	54.00	-8.14	33.67	3	Vertical	97	1.91	-	12.19	27.52	6.15	-
PK	2.3882G	59.88	74.00	-14.12	33.76	3	Vertical	97	1.91	-	26.12	27.65	6.11	-
PK	2.4178G	111.01	Inf	-Inf	33.70	3	Vertical	97	1.91	-	77.31	27.58	6.12	-
PK	2.4914G	59.05	74.00	-14.95	33.66	3	Vertical	97	1.91	-	25.39	27.51	6.15	-



802.11b_Nss1,(1Mbps)_1TX

13/08/2019

2417MHz_TX



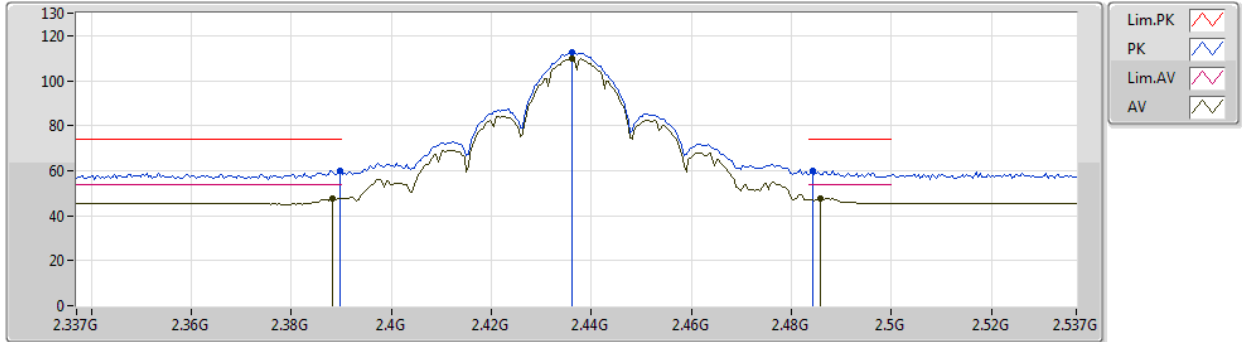
Type	Freq (Hz)	Level (dBuV/m)	Limit (dBuV/m)	Margin (dB)	Factor (dB)	Dist (m)	Condition	Azimuth (°)	Height (m)	Comment	Raw (dBuV)	AF (dB)	CL (dB)	PA (dB)
AV	2.3882G	52.17	54.00	-1.83	33.76	3	Horizontal	131	1.00	-	18.41	27.65	6.11	-
AV	2.4178G	110.37	Inf	-Inf	33.70	3	Horizontal	131	1.00	-	76.67	27.58	6.12	-
AV	2.4838G	46.63	54.00	-7.37	33.67	3	Horizontal	131	1.00	-	12.96	27.52	6.15	-
PK	2.3882G	61.19	74.00	-12.81	33.76	3	Horizontal	131	1.00	-	27.43	27.65	6.11	-
PK	2.4178G	113.08	Inf	-Inf	33.70	3	Horizontal	131	1.00	-	79.38	27.58	6.12	-
PK	2.4858G	59.35	74.00	-14.65	33.66	3	Horizontal	131	1.00	-	25.69	27.51	6.15	-



802.11b_Nss1,(1Mbps)_1TX

13/08/2019

2437MHz_TX

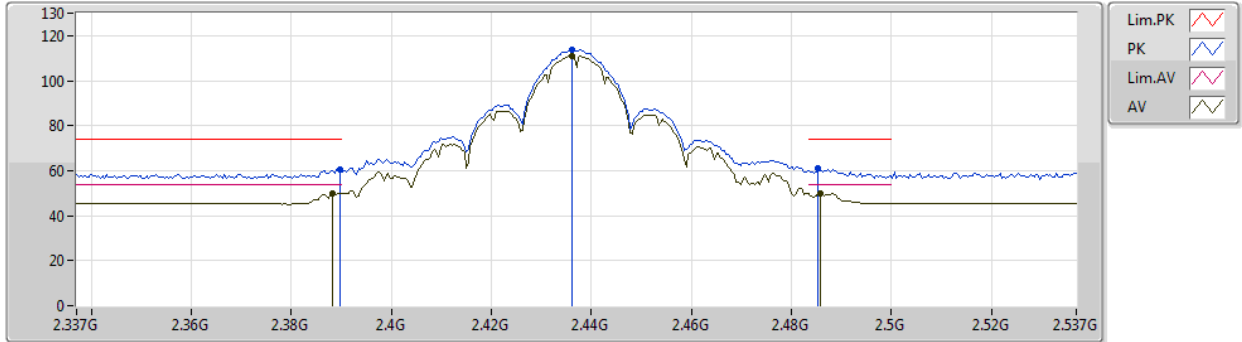


Type	Freq (Hz)	Level (dBuV/m)	Limit (dBuV/m)	Margin (dB)	Factor (dB)	Dist (m)	Condition	Azimuth (°)	Height (m)	Comment	Raw (dBuV)	AF (dB)	CL (dB)	PA (dB)
AV	2.3882G	47.68	54.00	-6.32	33.76	3	Vertical	82	2.43	-	13.92	27.65	6.11	-
AV	2.4362G	109.83	Inf	-Inf	33.69	3	Vertical	82	2.43	-	76.14	27.56	6.13	-
AV	2.4858G	47.74	54.00	-6.26	33.66	3	Vertical	82	2.43	-	14.08	27.51	6.15	-
PK	2.3898G	59.96	74.00	-14.04	33.75	3	Vertical	82	2.43	-	26.21	27.64	6.11	-
PK	2.4362G	112.50	Inf	-Inf	33.69	3	Vertical	82	2.43	-	78.81	27.56	6.13	-
PK	2.4842G	60.05	74.00	-13.95	33.67	3	Vertical	82	2.43	-	26.38	27.52	6.15	-

802.11b_Nss1,(1Mbps)_1TX

13/08/2019

2437MHz_TX



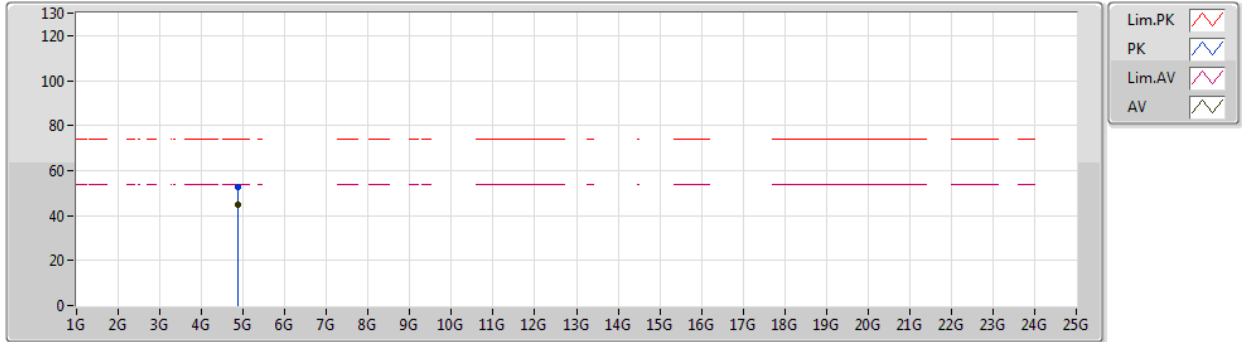
Type	Freq (Hz)	Level (dBuV/m)	Limit (dBuV/m)	Margin (dB)	Factor (dB)	Dist (m)	Condition	Azimuth (°)	Height (m)	Comment	Raw (dBuV)	AF (dB)	CL (dB)	PA (dB)
AV	2.3882G	49.97	54.00	-4.03	33.76	3	Horizontal	118	1.00	-	16.21	27.65	6.11	-
AV	2.4362G	111.20	Inf	-Inf	33.69	3	Horizontal	118	1.00	-	77.51	27.56	6.13	-
AV	2.4858G	49.94	54.00	-4.06	33.66	3	Horizontal	118	1.00	-	16.28	27.51	6.15	-
PK	2.3898G	60.29	74.00	-13.71	33.75	3	Horizontal	118	1.00	-	26.54	27.64	6.11	-
PK	2.4362G	113.85	Inf	-Inf	33.69	3	Horizontal	118	1.00	-	80.16	27.56	6.13	-
PK	2.4854G	60.80	74.00	-13.20	33.66	3	Horizontal	118	1.00	-	27.14	27.51	6.15	-



802.11b_Nss1,(1Mbps)_1TX

13/08/2019

2437MHz_TX



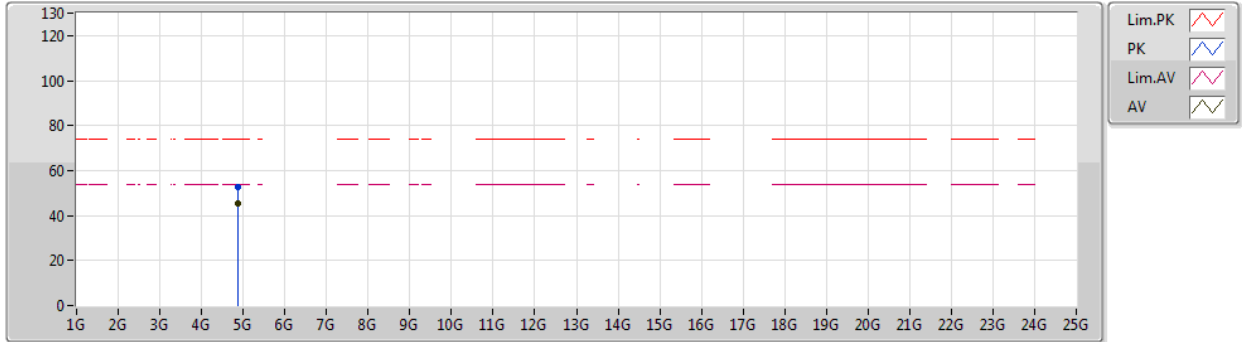
Type	Freq (Hz)	Level (dBuV/m)	Limit (dBuV/m)	Margin (dB)	Factor (dB)	Dist (m)	Condition	Azimuth (°)	Height (m)	Comment	Raw (dBuV)	AF (dB)	CL (dB)	PA (dB)
AV	4.87398G	45.00	54.00	-9.00	5.78	3	Vertical	189	1.00	-	39.22	31.10	8.96	34.28
PK	4.87399G	52.50	74.00	-21.50	5.78	3	Vertical	189	1.00	-	46.72	31.10	8.96	34.28



802.11b_Nss1,(1Mbps)_1TX

13/08/2019

2437MHz_TX

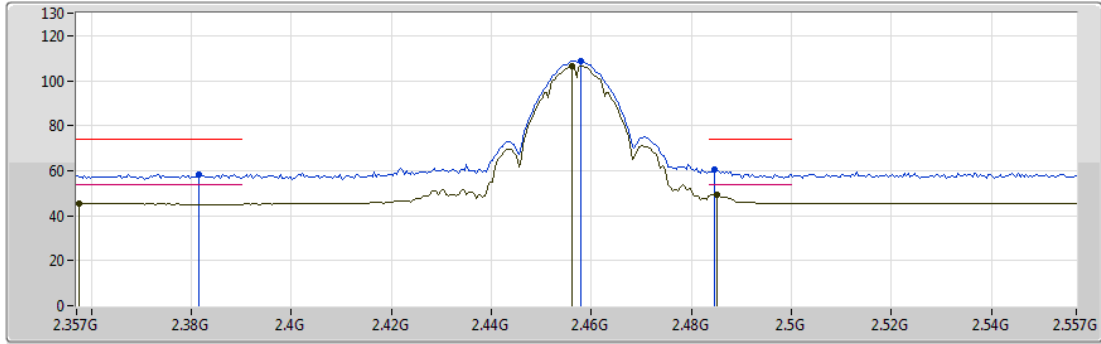


Type	Freq (Hz)	Level (dBuV/m)	Limit (dBuV/m)	Margin (dB)	Factor (dB)	Dist (m)	Condition	Azimuth (°)	Height (m)	Comment	Raw (dBuV)	AF (dB)	CL (dB)	PA (dB)
AV	4.87399G	45.57	54.00	-8.43	5.78	3	Horizontal	175	2.70	-	39.79	31.10	8.96	34.28
PK	4.87399G	52.61	74.00	-21.39	5.78	3	Horizontal	175	2.70	-	46.83	31.10	8.96	34.28

802.11b_Nss1,(1Mbps)_1TX

13/08/2019

2457MHz_TX



Legend for the spectrum plot:

- Lim.PK (Red line)
- PK (Blue line)
- Lim.AV (Pink line)
- AV (Green line)

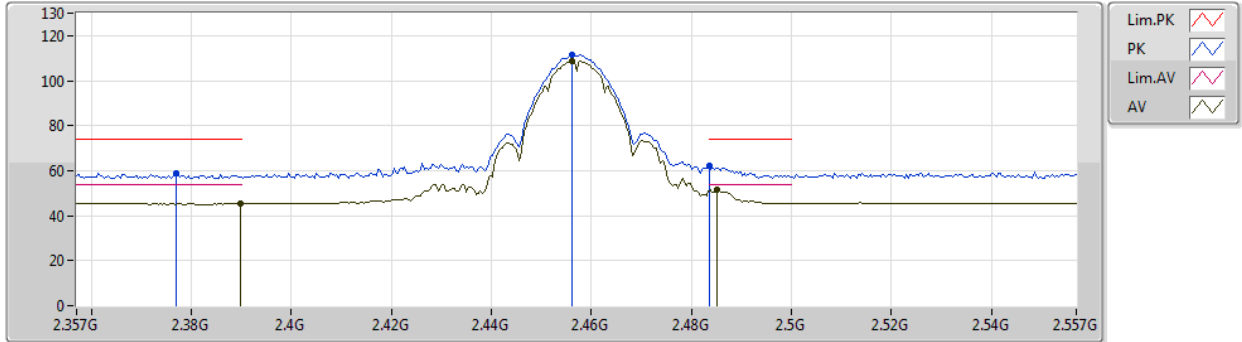
Type	Freq (Hz)	Level (dBuV/m)	Limit (dBuV/m)	Margin (dB)	Factor (dB)	Dist (m)	Condition	Azimuth (°)	Height (m)	Comment	Raw (dBuV)	AF (dB)	CL (dB)	PA (dB)
AV	2.3574G	45.21	54.00	-8.79	33.89	3	Vertical	68	1.86	-	11.32	27.77	6.12	-
AV	2.4562G	106.73	Inf	-Inf	33.68	3	Vertical	68	1.86	-	73.05	27.54	6.14	-
AV	2.485G	49.50	54.00	-4.50	33.67	3	Vertical	68	1.86	-	15.83	27.52	6.15	-
PK	2.3814G	58.45	74.00	-15.55	33.78	3	Vertical	68	1.86	-	24.67	27.67	6.11	-
PK	2.4578G	108.88	Inf	-Inf	33.68	3	Vertical	68	1.86	-	75.20	27.54	6.14	-
PK	2.4846G	60.56	74.00	-13.44	33.67	3	Vertical	68	1.86	-	26.89	27.52	6.15	-



802.11b_Nss1,(1Mbps)_1TX

13/08/2019

2457MHz_TX

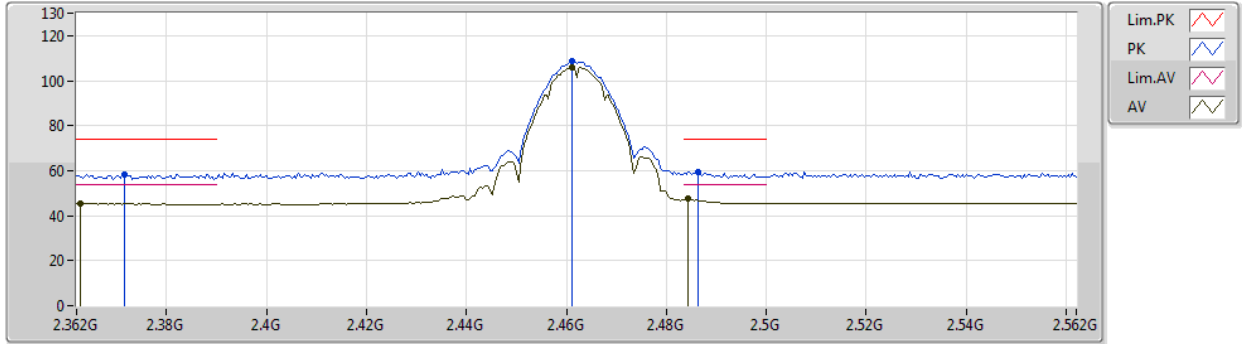


Type	Freq (Hz)	Level (dBuV/m)	Limit (dBuV/m)	Margin (dB)	Factor (dB)	Dist (m)	Condition	Azimuth (°)	Height (m)	Comment	Raw (dBuV)	AF (dB)	CL (dB)	PA (dB)
AV	2.3898G	45.24	54.00	-8.76	33.75	3	Horizontal	120	1.00	-	11.49	27.64	6.11	-
AV	2.4562G	108.96	Inf	-Inf	33.68	3	Horizontal	120	1.00	-	75.28	27.54	6.14	-
AV	2.485G	51.63	54.00	-2.37	33.67	3	Horizontal	120	1.00	-	17.96	27.52	6.15	-
PK	2.377G	58.89	74.00	-15.11	33.81	3	Horizontal	120	1.00	-	25.08	27.69	6.12	-
PK	2.4562G	111.51	Inf	-Inf	33.68	3	Horizontal	120	1.00	-	77.83	27.54	6.14	-
PK	2.4835G	62.39	74.00	-11.61	33.67	3	Horizontal	120	1.00	-	28.72	27.52	6.15	-

802.11b_Nss1,(1Mbps)_1TX

13/08/2019

2462MHz_TX



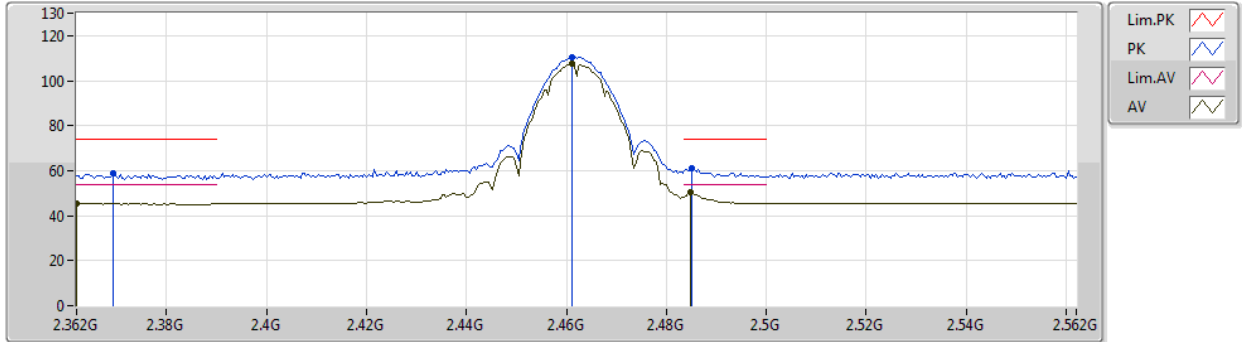
Type	Freq (Hz)	Level (dBuV/m)	Limit (dBuV/m)	Margin (dB)	Factor (dB)	Dist (m)	Condition	Azimuth (°)	Height (m)	Comment	Raw (dBuV)	AF (dB)	CL (dB)	PA (dB)
AV	2.3628G	45.19	54.00	-8.81	33.87	3	Vertical	73	2.67	-	11.32	27.75	6.12	-
AV	2.4612G	106.18	Inf	-Inf	33.68	3	Vertical	73	2.67	-	72.50	27.54	6.14	-
AV	2.4844G	47.67	54.00	-6.33	33.67	3	Vertical	73	2.67	-	14.00	27.52	6.15	-
PK	2.3716G	58.55	74.00	-15.45	33.83	3	Vertical	73	2.67	-	24.72	27.71	6.12	-
PK	2.4612G	108.45	Inf	-Inf	33.68	3	Vertical	73	2.67	-	74.77	27.54	6.14	-
PK	2.4864G	59.34	74.00	-14.66	33.66	3	Vertical	73	2.67	-	25.68	27.51	6.15	-



802.11b_Nss1,(1Mbps)_1TX

13/08/2019

2462MHz_TX



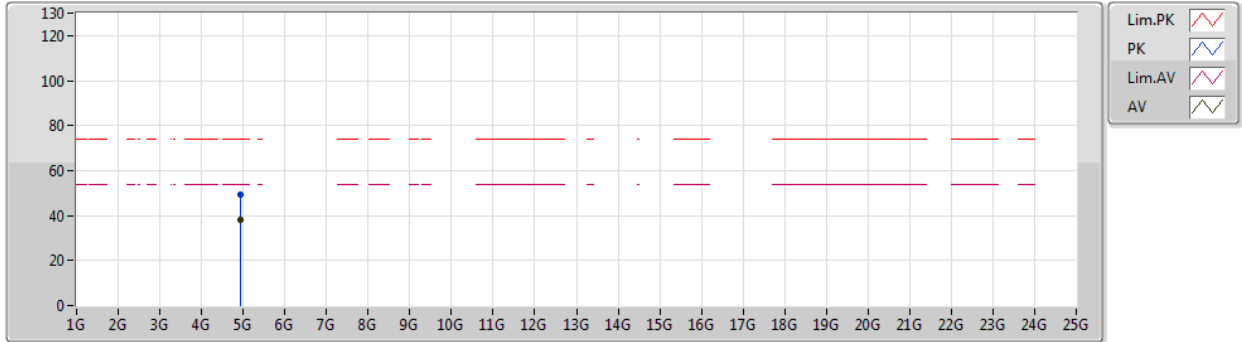
Type	Freq (Hz)	Level (dBuV/m)	Limit (dBuV/m)	Margin (dB)	Factor (dB)	Dist (m)	Condition	Azimuth (°)	Height (m)	Comment	Raw (dBuV)	AF (dB)	CL (dB)	PA (dB)
AV	2.362G	45.20	54.00	-8.80	33.87	3	Horizontal	120	1.00	-	11.33	27.75	6.12	-
AV	2.4612G	107.59	Inf	-Inf	33.68	3	Horizontal	120	1.00	-	73.91	27.54	6.14	-
AV	2.4848G	50.21	54.00	-3.79	33.67	3	Horizontal	120	1.00	-	16.54	27.52	6.15	-
PK	2.3692G	58.74	74.00	-15.26	33.84	3	Horizontal	120	1.00	-	24.90	27.72	6.12	-
PK	2.4612G	110.59	Inf	-Inf	33.68	3	Horizontal	120	1.00	-	76.91	27.54	6.14	-
PK	2.4852G	60.97	74.00	-13.03	33.66	3	Horizontal	120	1.00	-	27.31	27.51	6.15	-



802.11b_Nss1,(1Mbps)_1TX

13/08/2019

2462MHz_TX



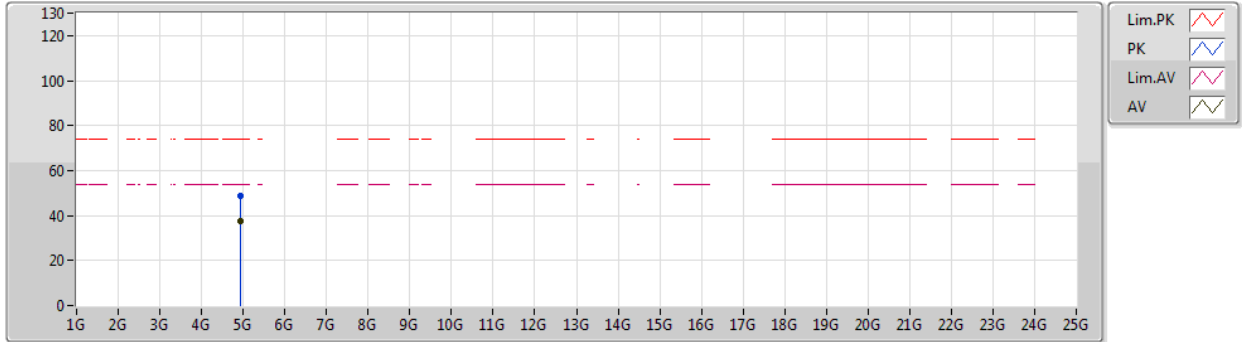
Type	Freq (Hz)	Level (dBuV/m)	Limit (dBuV/m)	Margin (dB)	Factor (dB)	Dist (m)	Condition	Azimuth (°)	Height (m)	Comment	Raw (dBuV)	AF (dB)	CL (dB)	PA (dB)
AV	4.92401G	38.04	54.00	-15.96	5.98	3	Vertical	191	1.00	-	32.06	31.20	9.00	34.22
PK	4.92404G	49.18	74.00	-24.82	5.98	3	Vertical	191	1.00	-	43.20	31.20	9.00	34.22



802.11b_Nss1,(1Mbps)_1TX

13/08/2019

2462MHz_TX

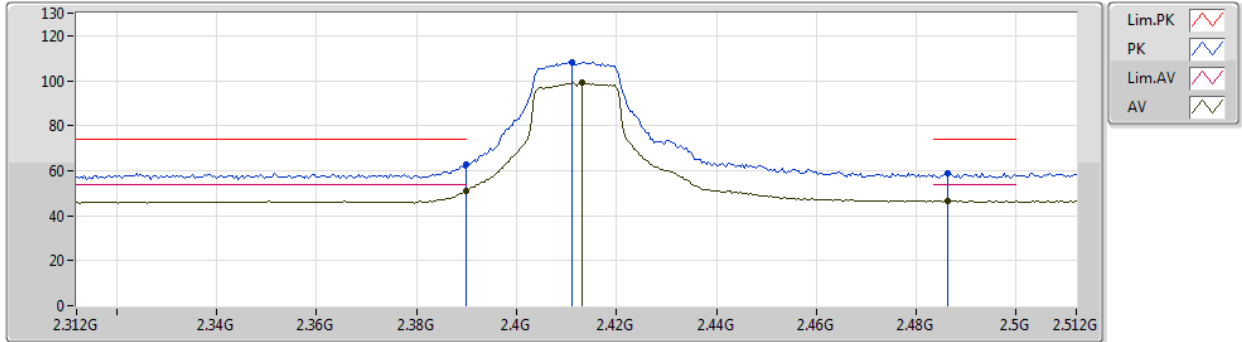


Type	Freq (Hz)	Level (dBuV/m)	Limit (dBuV/m)	Margin (dB)	Factor (dB)	Dist (m)	Condition	Azimuth (°)	Height (m)	Comment	Raw (dBuV)	AF (dB)	CL (dB)	PA (dB)
AV	4.92385G	37.71	54.00	-16.29	5.98	3	Horizontal	166	2.94	-	31.73	31.20	9.00	34.22
PK	4.92405G	48.79	74.00	-25.21	5.98	3	Horizontal	166	2.94	-	42.81	31.20	9.00	34.22

802.11g_Nss1,(6Mbps)_1TX

13/08/2019

2412MHz_TX

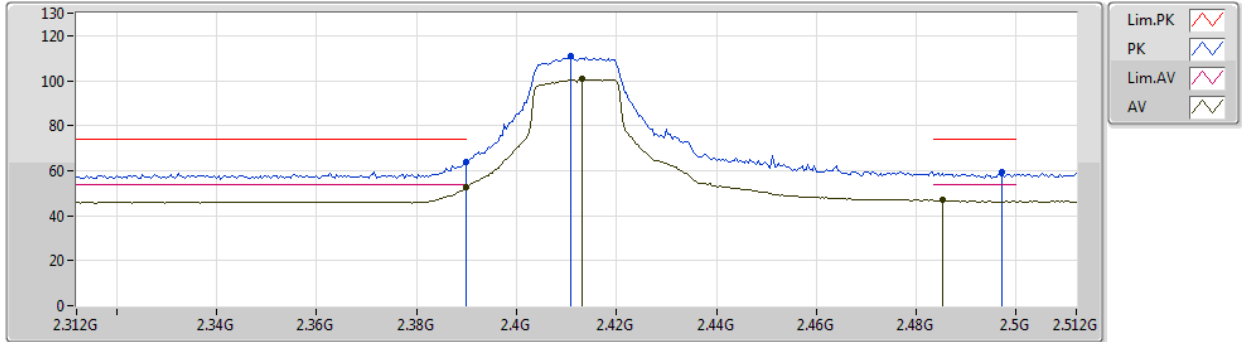


Type	Freq (Hz)	Level (dBuV/m)	Limit (dBuV/m)	Margin (dB)	Factor (dB)	Dist (m)	Condition	Azimuth (°)	Height (m)	Comment	Raw (dBuV)	AF (dB)	CL (dB)	PA (dB)
AV	2.39G	50.89	54.00	-3.11	33.75	3	Vertical	75	2.79	-	17.14	27.64	6.11	-
AV	2.4132G	99.20	Inf	-Inf	33.71	3	Vertical	75	2.79	-	65.49	27.59	6.12	-
AV	2.4864G	46.60	54.00	-7.40	33.66	3	Vertical	75	2.79	-	12.94	27.51	6.15	-
PK	2.39G	62.56	74.00	-11.44	33.75	3	Vertical	75	2.79	-	28.81	27.64	6.11	-
PK	2.4112G	108.42	Inf	-Inf	33.71	3	Vertical	75	2.79	-	74.71	27.59	6.12	-
PK	2.4864G	59.06	74.00	-14.94	33.66	3	Vertical	75	2.79	-	25.40	27.51	6.15	-

802.11g_Nss1,(6Mbps)_1TX

13/08/2019

2412MHz_TX



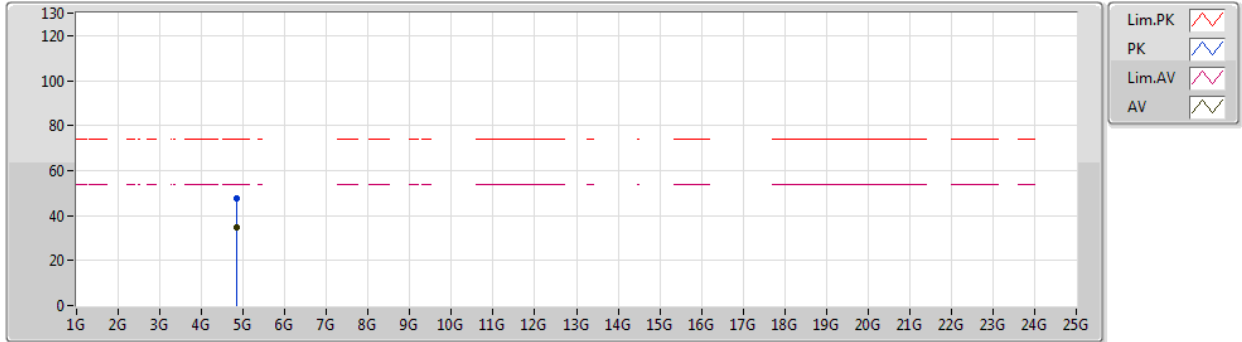
Type	Freq (Hz)	Level (dBuV/m)	Limit (dBuV/m)	Margin (dB)	Factor (dB)	Dist (m)	Condition	Azimuth (°)	Height (m)	Comment	Raw (dBuV)	AF (dB)	CL (dB)	PA (dB)
AV	2.39G	52.56	54.00	-1.44	33.75	3	Horizontal	112	1.00	-	18.81	27.64	6.11	-
AV	2.4132G	100.90	Inf	-Inf	33.71	3	Horizontal	112	1.00	-	67.19	27.59	6.12	-
AV	2.4852G	46.93	54.00	-7.07	33.66	3	Horizontal	112	1.00	-	13.27	27.51	6.15	-
PK	2.39G	63.98	74.00	-10.02	33.75	3	Horizontal	112	1.00	-	30.23	27.64	6.11	-
PK	2.4108G	110.90	Inf	-Inf	33.71	3	Horizontal	112	1.00	-	77.19	27.59	6.12	-
PK	2.4972G	59.55	74.00	-14.45	33.65	3	Horizontal	112	1.00	-	25.90	27.50	6.15	-



802.11g_Nss1,(6Mbps)_1TX

13/08/2019

2412MHz_TX



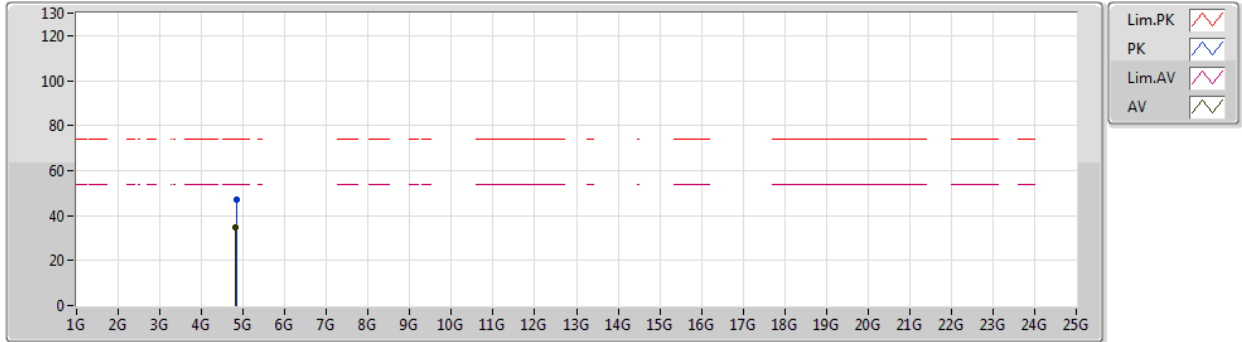
Type	Freq (Hz)	Level (dBuV/m)	Limit (dBuV/m)	Margin (dB)	Factor (dB)	Dist (m)	Condition	Azimuth (°)	Height (m)	Comment	Raw (dBuV)	AF (dB)	CL (dB)	PA (dB)
AV	4.83882G	34.83	54.00	-19.17	5.74	3	Vertical	338	2.29	-	29.09	31.10	8.93	34.29
PK	4.8384G	47.82	74.00	-26.18	5.74	3	Vertical	338	2.29	-	42.08	31.10	8.93	34.29



802.11g_Nss1,(6Mbps)_1TX

13/08/2019

2412MHz_TX



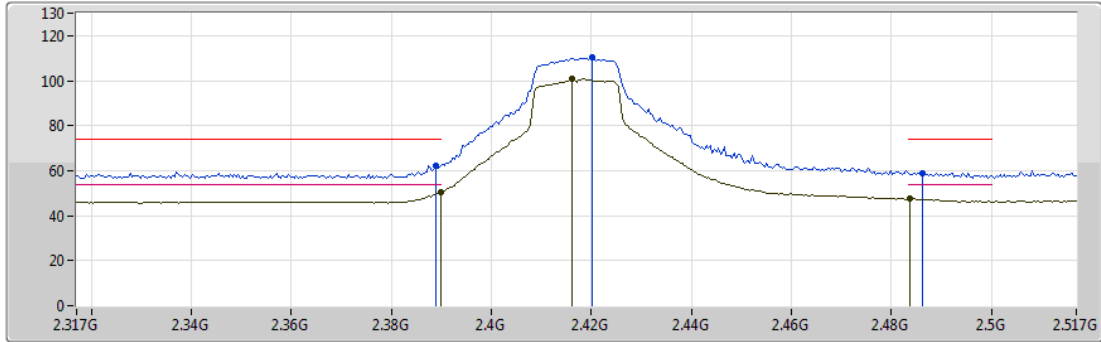
Type	Freq (Hz)	Level (dBuV/m)	Limit (dBuV/m)	Margin (dB)	Factor (dB)	Dist (m)	Condition	Azimuth (°)	Height (m)	Comment	Raw (dBuV)	AF (dB)	CL (dB)	PA (dB)
AV	4.827G	34.92	54.00	-19.08	5.73	3	Horizontal	54	1.61	-	29.19	31.10	8.92	34.29
PK	4.8345G	47.27	74.00	-26.73	5.73	3	Horizontal	54	1.61	-	41.54	31.10	8.92	34.29



802.11g_Nss1,(6Mbps)_1TX

13/08/2019

2417MHz_TX



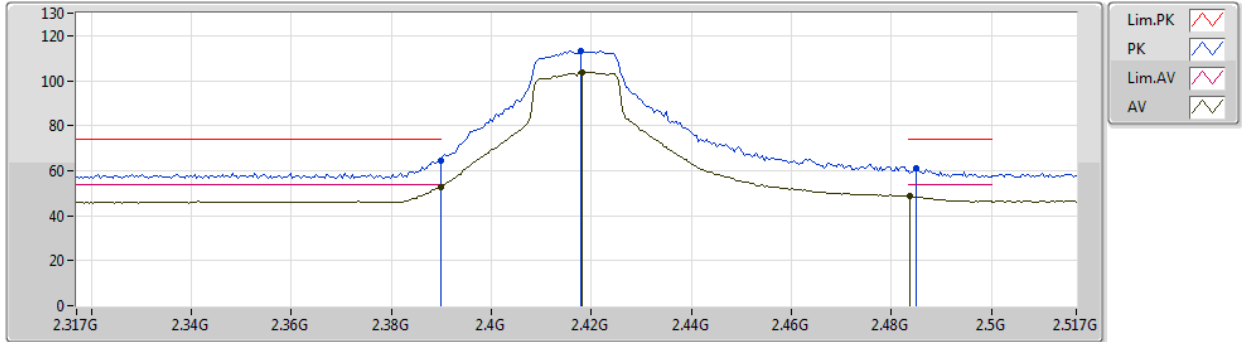
Type	Freq (Hz)	Level (dBuV/m)	Limit (dBuV/m)	Margin (dB)	Factor (dB)	Dist (m)	Condition	Azimuth (°)	Height (m)	Comment	Raw (dBuV)	AF (dB)	CL (dB)	PA (dB)
AV	2.3898G	50.22	54.00	-3.78	33.75	3	Vertical	76	1.49	-	16.47	27.64	6.11	-
AV	2.4162G	100.86	Inf	-Inf	33.70	3	Vertical	76	1.49	-	67.16	27.58	6.12	-
AV	2.4838G	47.42	54.00	-6.58	33.67	3	Vertical	76	1.49	-	13.75	27.52	6.15	-
PK	2.389G	62.35	74.00	-11.65	33.75	3	Vertical	76	1.49	-	28.60	27.64	6.11	-
PK	2.4202G	110.43	Inf	-Inf	33.70	3	Vertical	76	1.49	-	76.73	27.58	6.12	-
PK	2.4862G	59.04	74.00	-14.96	33.66	3	Vertical	76	1.49	-	25.38	27.51	6.15	-



802.11g_Nss1,(6Mbps)_1TX

13/08/2019

2417MHz_TX



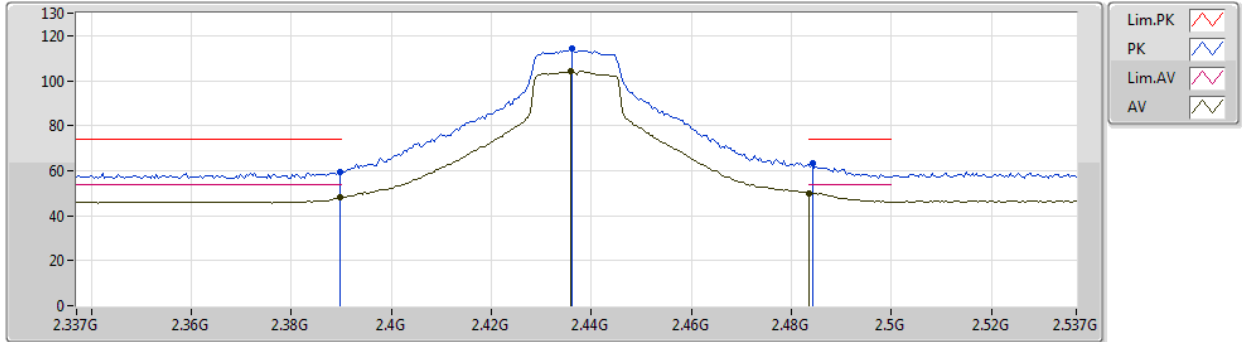
Type	Freq (Hz)	Level (dBuV/m)	Limit (dBuV/m)	Margin (dB)	Factor (dB)	Dist (m)	Condition	Azimuth (°)	Height (m)	Comment	Raw (dBuV)	AF (dB)	CL (dB)	PA (dB)
AV	2.3898G	52.85	54.00	-1.15	33.75	3	Horizontal	114	1.00	-	19.10	27.64	6.11	-
AV	2.4182G	103.71	Inf	-Inf	33.70	3	Horizontal	114	1.00	-	70.01	27.58	6.12	-
AV	2.4838G	48.52	54.00	-5.48	33.67	3	Horizontal	114	1.00	-	14.85	27.52	6.15	-
PK	2.3898G	64.24	74.00	-9.76	33.75	3	Horizontal	114	1.00	-	30.49	27.64	6.11	-
PK	2.4178G	113.21	Inf	-Inf	33.70	3	Horizontal	114	1.00	-	79.51	27.58	6.12	-
PK	2.485G	61.27	74.00	-12.73	33.67	3	Horizontal	114	1.00	-	27.60	27.52	6.15	-



802.11g_Nss1,(6Mbps)_1TX

13/08/2019

2437MHz_TX

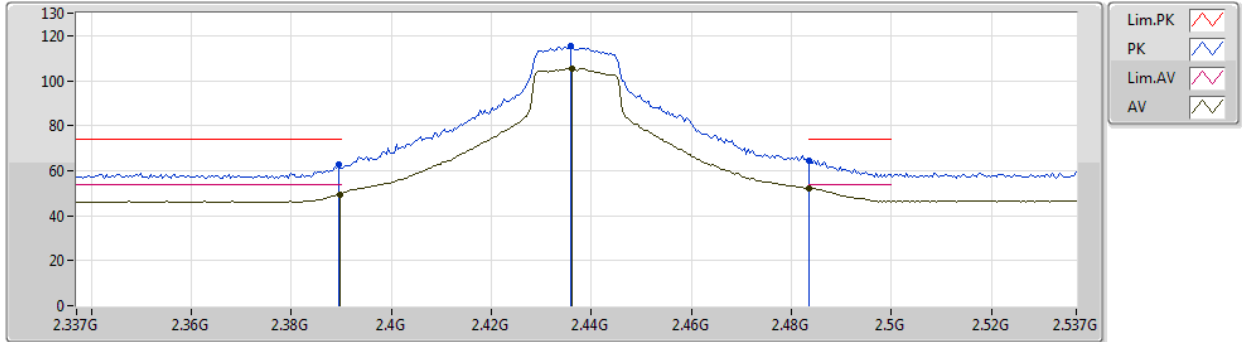


Type	Freq (Hz)	Level (dBuV/m)	Limit (dBuV/m)	Margin (dB)	Factor (dB)	Dist (m)	Condition	Azimuth (°)	Height (m)	Comment	Raw (dBuV)	AF (dB)	CL (dB)	PA (dB)
AV	2.3898G	48.00	54.00	-6.00	33.75	3	Vertical	86	2.43	-	14.25	27.64	6.11	-
AV	2.4358G	104.26	Inf	-Inf	33.69	3	Vertical	86	2.43	-	70.57	27.56	6.13	-
AV	2.4835G	50.09	54.00	-3.91	33.67	3	Vertical	86	2.43	-	16.42	27.52	6.15	-
PK	2.3898G	59.62	74.00	-14.38	33.75	3	Vertical	86	2.43	-	25.87	27.64	6.11	-
PK	2.4362G	114.37	Inf	-Inf	33.69	3	Vertical	86	2.43	-	80.68	27.56	6.13	-
PK	2.4842G	63.09	74.00	-10.91	33.67	3	Vertical	86	2.43	-	29.42	27.52	6.15	-

802.11g_Nss1,(6Mbps)_1TX

13/08/2019

2437MHz_TX



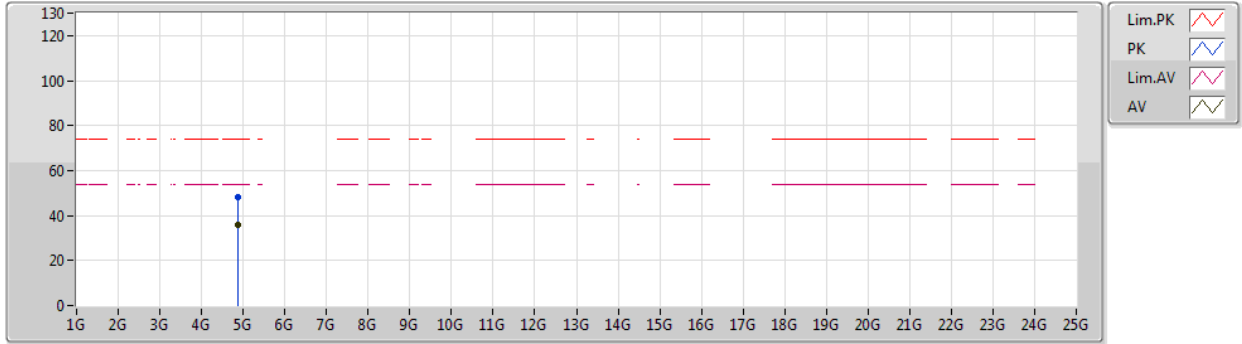
Type	Freq (Hz)	Level (dBuV/m)	Limit (dBuV/m)	Margin (dB)	Factor (dB)	Dist (m)	Condition	Azimuth (°)	Height (m)	Comment	Raw (dBuV)	AF (dB)	CL (dB)	PA (dB)
AV	2.3898G	49.54	54.00	-4.46	33.75	3	Horizontal	115	1.12	-	15.79	27.64	6.11	-
AV	2.4362G	105.46	Inf	-Inf	33.69	3	Horizontal	115	1.12	-	71.77	27.56	6.13	-
AV	2.4835G	52.25	54.00	-1.75	33.67	3	Horizontal	115	1.12	-	18.58	27.52	6.15	-
PK	2.3894G	62.65	74.00	-11.35	33.75	3	Horizontal	115	1.12	-	28.90	27.64	6.11	-
PK	2.4358G	115.18	Inf	-Inf	33.69	3	Horizontal	115	1.12	-	81.49	27.56	6.13	-
PK	2.4835G	64.49	74.00	-9.51	33.67	3	Horizontal	115	1.12	-	30.82	27.52	6.15	-



802.11g_Nss1,(6Mbps)_1TX

13/08/2019

2437MHz_TX



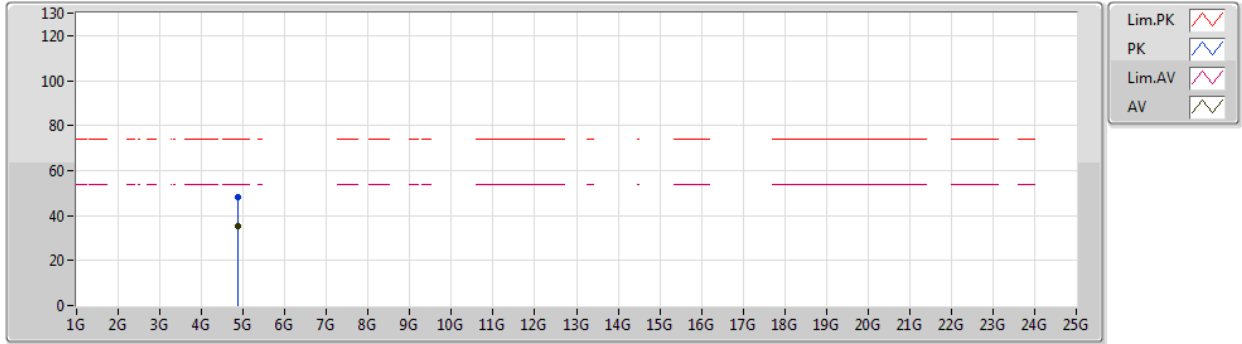
Type	Freq (Hz)	Level (dBuV/m)	Limit (dBuV/m)	Margin (dB)	Factor (dB)	Dist (m)	Condition	Azimuth (°)	Height (m)	Comment	Raw (dBuV)	AF (dB)	CL (dB)	PA (dB)
AV	4.87387G	35.76	54.00	-18.24	5.78	3	Vertical	197	1.00	-	29.98	31.10	8.96	34.28
PK	4.8739G	48.30	74.00	-25.70	5.78	3	Vertical	197	1.00	-	42.52	31.10	8.96	34.28



802.11g_Nss1,(6Mbps)_1TX

13/08/2019

2437MHz_TX

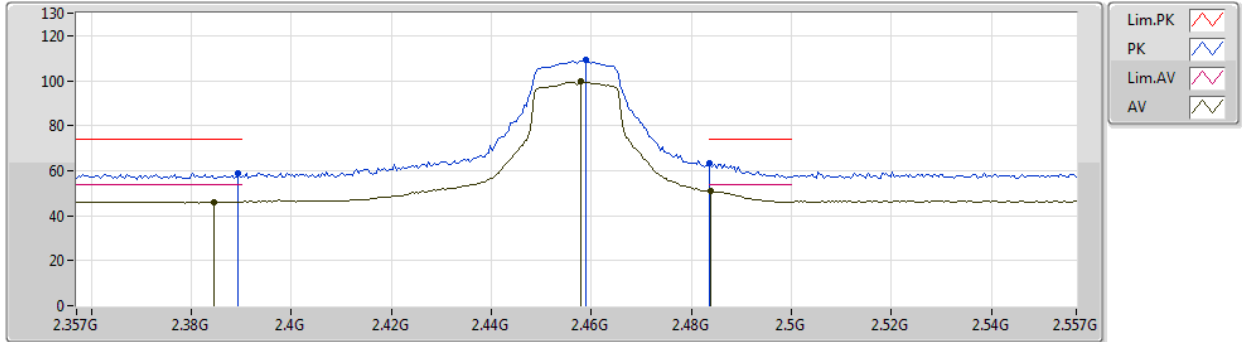


Type	Freq (Hz)	Level (dBuV/m)	Limit (dBuV/m)	Margin (dB)	Factor (dB)	Dist (m)	Condition	Azimuth (°)	Height (m)	Comment	Raw (dBuV)	AF (dB)	CL (dB)	PA (dB)
AV	4.87454G	35.30	54.00	-18.70	5.78	3	Horizontal	201	2.38	-	29.52	31.10	8.96	34.28
PK	4.87442G	48.44	74.00	-25.56	5.78	3	Horizontal	201	2.38	-	42.66	31.10	8.96	34.28

802.11g_Nss1,(6Mbps)_1TX

13/08/2019

2457MHz_TX



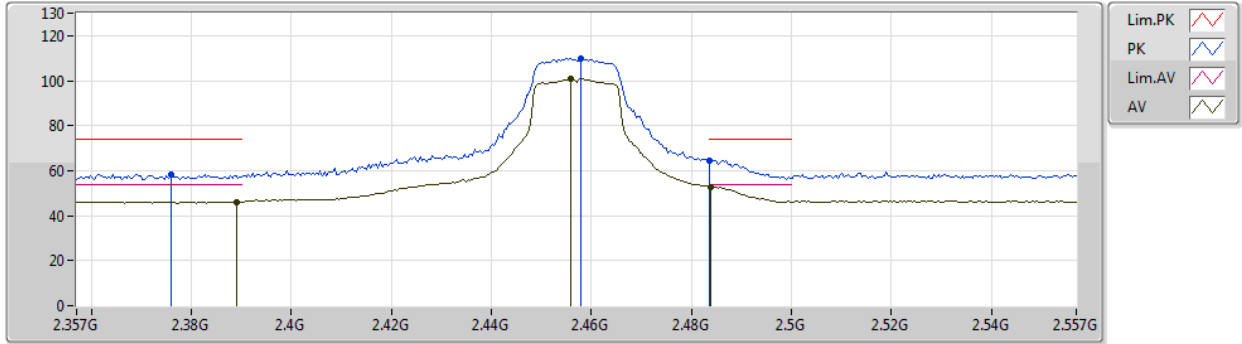
Type	Freq (Hz)	Level (dBuV/m)	Limit (dBuV/m)	Margin (dB)	Factor (dB)	Dist (m)	Condition	Azimuth (°)	Height (m)	Comment	Raw (dBuV)	AF (dB)	CL (dB)	PA (dB)
AV	2.3846G	46.14	54.00	-7.86	33.77	3	Vertical	72	2.65	-	12.37	27.66	6.11	-
AV	2.4578G	99.60	Inf	-Inf	33.68	3	Vertical	72	2.65	-	65.92	27.54	6.14	-
AV	2.4838G	50.98	54.00	-3.02	33.67	3	Vertical	72	2.65	-	17.31	27.52	6.15	-
PK	2.3894G	58.95	74.00	-15.05	33.75	3	Vertical	72	2.65	-	25.20	27.64	6.11	-
PK	2.459G	109.04	Inf	-Inf	33.68	3	Vertical	72	2.65	-	75.36	27.54	6.14	-
PK	2.4835G	63.36	74.00	-10.64	33.67	3	Vertical	72	2.65	-	29.69	27.52	6.15	-



802.11g_Nss1,(6Mbps)_1TX

13/08/2019

2457MHz_TX

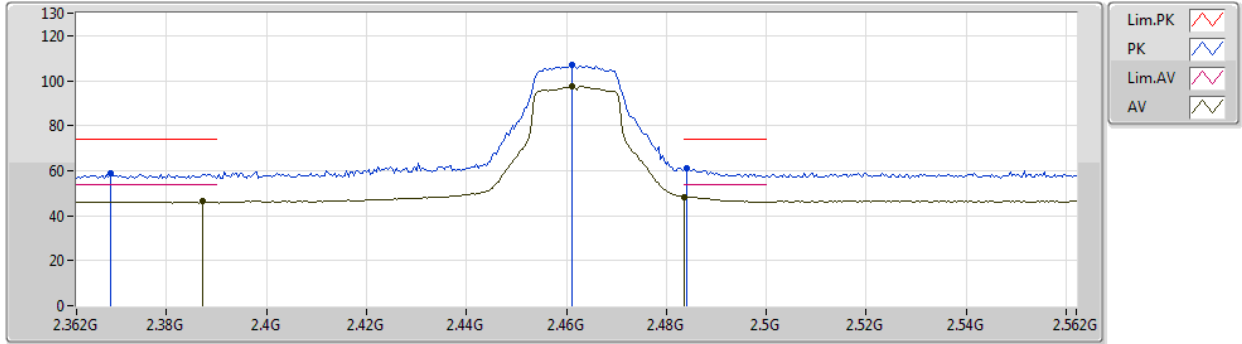


Type	Freq (Hz)	Level (dBuV/m)	Limit (dBuV/m)	Margin (dB)	Factor (dB)	Dist (m)	Condition	Azimuth (°)	Height (m)	Comment	Raw (dBuV)	AF (dB)	CL (dB)	PA (dB)
AV	2.389G	46.19	54.00	-7.81	33.75	3	Horizontal	117	1.00	-	12.44	27.64	6.11	-
AV	2.4558G	100.99	Inf	-Inf	33.68	3	Horizontal	117	1.00	-	67.31	27.54	6.14	-
AV	2.4838G	52.92	54.00	-1.08	33.67	3	Horizontal	117	1.00	-	19.25	27.52	6.15	-
PK	2.3758G	58.36	74.00	-15.64	33.82	3	Horizontal	117	1.00	-	24.54	27.70	6.12	-
PK	2.4578G	109.91	Inf	-Inf	33.68	3	Horizontal	117	1.00	-	76.23	27.54	6.14	-
PK	2.4835G	64.68	74.00	-9.32	33.67	3	Horizontal	117	1.00	-	31.01	27.52	6.15	-

802.11g_Nss1,(6Mbps)_1TX

13/08/2019

2462MHz_TX

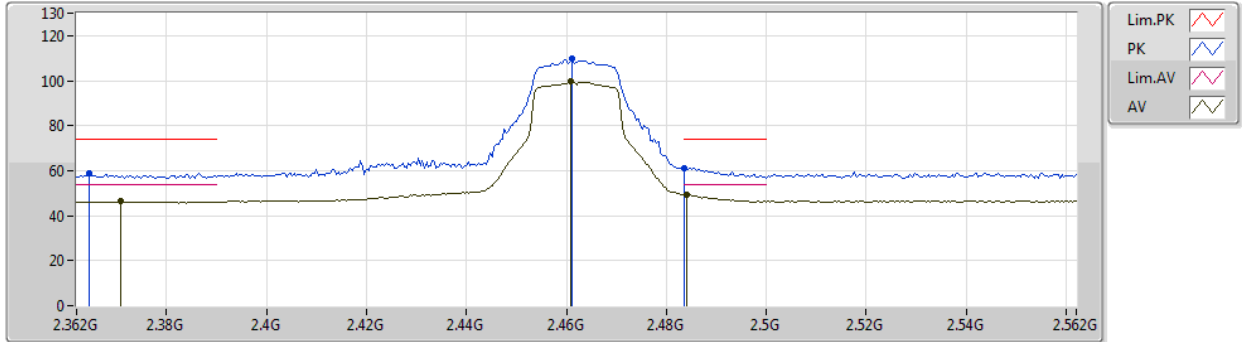


Type	Freq (Hz)	Level (dBuV/m)	Limit (dBuV/m)	Margin (dB)	Factor (dB)	Dist (m)	Condition	Azimuth (°)	Height (m)	Comment	Raw (dBuV)	AF (dB)	CL (dB)	PA (dB)
AV	2.3872G	46.27	54.00	-7.73	33.76	3	Vertical	78	1.69	-	12.51	27.65	6.11	-
AV	2.4612G	97.35	Inf	-Inf	33.68	3	Vertical	78	1.69	-	63.67	27.54	6.14	-
AV	2.4835G	48.40	54.00	-5.60	33.67	3	Vertical	78	1.69	-	14.73	27.52	6.15	-
PK	2.3688G	58.56	74.00	-15.44	33.84	3	Vertical	78	1.69	-	24.72	27.72	6.12	-
PK	2.4612G	107.03	Inf	-Inf	33.68	3	Vertical	78	1.69	-	73.35	27.54	6.14	-
PK	2.484G	61.12	74.00	-12.88	33.67	3	Vertical	78	1.69	-	27.45	27.52	6.15	-

802.11g_Nss1,(6Mbps)_1TX

13/08/2019

2462MHz_TX



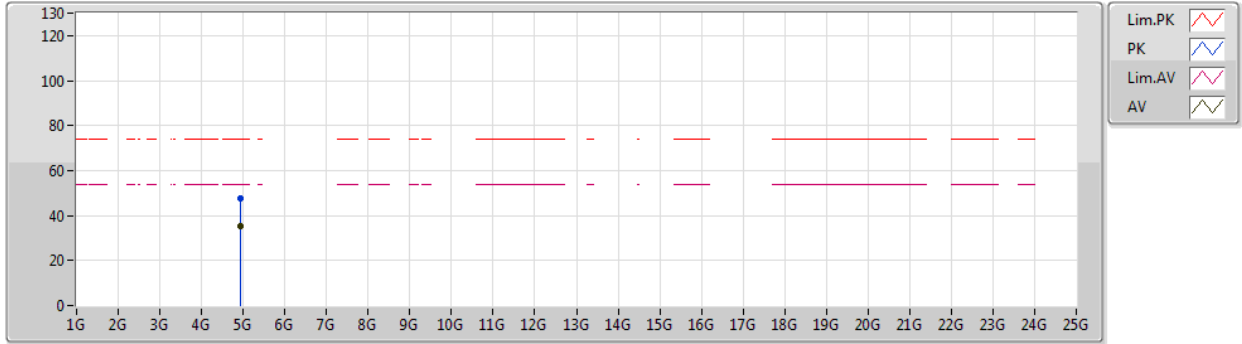
Type	Freq (Hz)	Level (dBuV/m)	Limit (dBuV/m)	Margin (dB)	Factor (dB)	Dist (m)	Condition	Azimuth (°)	Height (m)	Comment	Raw (dBuV)	AF (dB)	CL (dB)	PA (dB)
AV	2.3708G	46.33	54.00	-7.67	33.84	3	Horizontal	116	1.08	-	12.49	27.72	6.12	-
AV	2.4608G	99.49	Inf	-Inf	33.68	3	Horizontal	116	1.08	-	65.81	27.54	6.14	-
AV	2.484G	49.23	54.00	-4.77	33.67	3	Horizontal	116	1.08	-	15.56	27.52	6.15	-
PK	2.3644G	58.84	74.00	-15.16	33.86	3	Horizontal	116	1.08	-	24.98	27.74	6.12	-
PK	2.4612G	109.81	Inf	-Inf	33.68	3	Horizontal	116	1.08	-	76.13	27.54	6.14	-
PK	2.4835G	61.30	74.00	-12.70	33.67	3	Horizontal	116	1.08	-	27.63	27.52	6.15	-



802.11g_Nss1,(6Mbps)_1TX

13/08/2019

2462MHz_TX



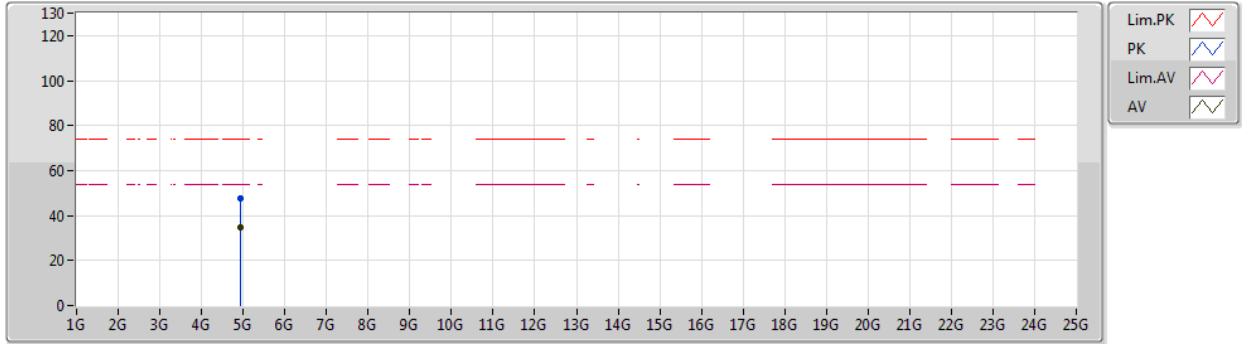
Type	Freq (Hz)	Level (dBuV/m)	Limit (dBuV/m)	Margin (dB)	Factor (dB)	Dist (m)	Condition	Azimuth (°)	Height (m)	Comment	Raw (dBuV)	AF (dB)	CL (dB)	PA (dB)
AV	4.93252G	35.03	54.00	-18.97	6.02	3	Vertical	334	1.83	-	29.01	31.23	9.00	34.21
PK	4.92868G	47.90	74.00	-26.10	5.99	3	Vertical	334	1.83	-	41.91	31.21	9.00	34.22



802.11g_Nss1,(6Mbps)_1TX

13/08/2019

2462MHz_TX

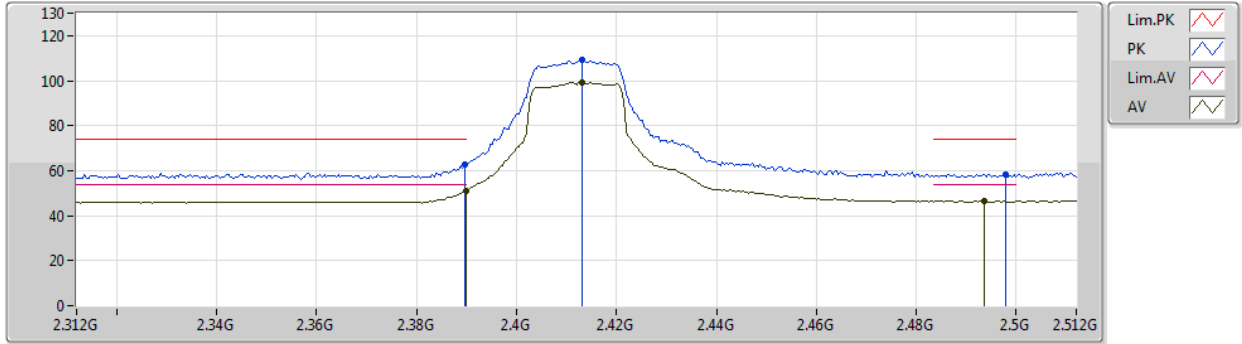


Type	Freq (Hz)	Level (dBuV/m)	Limit (dBuV/m)	Margin (dB)	Factor (dB)	Dist (m)	Condition	Azimuth (°)	Height (m)	Comment	Raw (dBuV)	AF (dB)	CL (dB)	PA (dB)
AV	4.9336G	35.01	54.00	-18.99	6.02	3	Horizontal	181	2.42	-	28.99	31.23	9.00	34.21
PK	4.92502G	47.67	74.00	-26.33	5.98	3	Horizontal	181	2.42	-	41.69	31.20	9.00	34.22

802.11n HT20_Nss1,(MCS0)_1TX

13/08/2019

2412MHz_TX

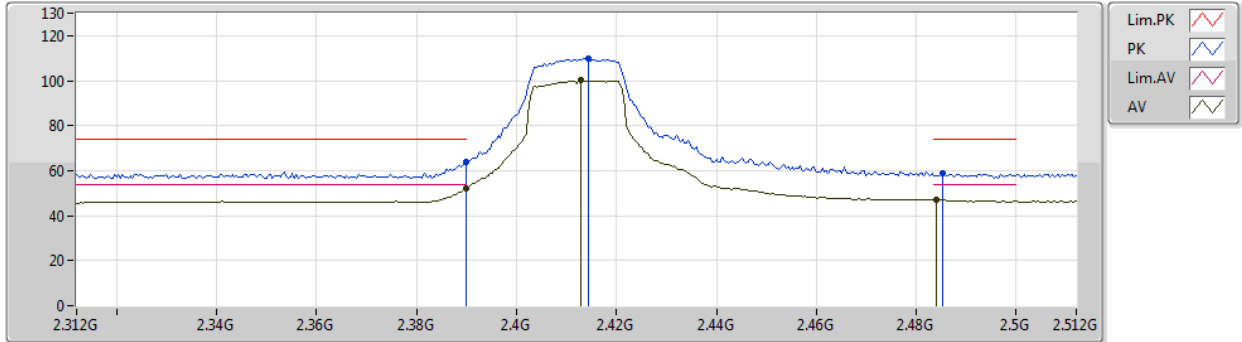


Type	Freq (Hz)	Level (dBuV/m)	Limit (dBuV/m)	Margin (dB)	Factor (dB)	Dist (m)	Condition	Azimuth (°)	Height (m)	Comment	Raw (dBuV)	AF (dB)	CL (dB)	PA (dB)
AV	2.39G	51.20	54.00	-2.80	33.75	3	Vertical	82	2.79	-	17.45	27.64	6.11	-
AV	2.4132G	99.38	Inf	-Inf	33.71	3	Vertical	82	2.79	-	65.67	27.59	6.12	-
AV	2.4936G	46.41	54.00	-7.59	33.66	3	Vertical	82	2.79	-	12.75	27.51	6.15	-
PK	2.3896G	62.74	74.00	-11.26	33.75	3	Vertical	82	2.79	-	28.99	27.64	6.11	-
PK	2.4132G	109.14	Inf	-Inf	33.71	3	Vertical	82	2.79	-	75.43	27.59	6.12	-
PK	2.498G	58.52	74.00	-15.48	33.65	3	Vertical	82	2.79	-	24.87	27.50	6.15	-

802.11n HT20_Nss1,(MCS0)_1TX

13/08/2019

2412MHz_TX



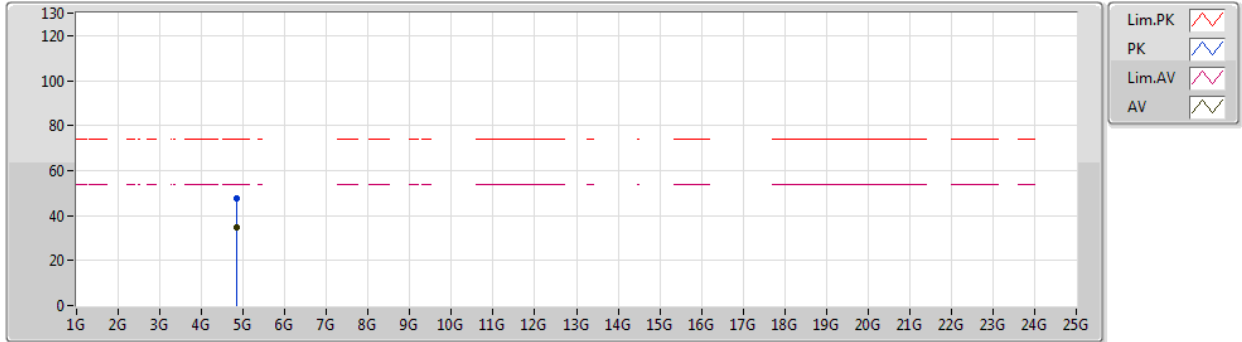
Type	Freq (Hz)	Level (dBuV/m)	Limit (dBuV/m)	Margin (dB)	Factor (dB)	Dist (m)	Condition	Azimuth (°)	Height (m)	Comment	Raw (dBuV)	AF (dB)	CL (dB)	PA (dB)
AV	2.39G	52.27	54.00	-1.73	33.75	3	Horizontal	112	1.00	-	18.52	27.64	6.11	-
AV	2.4128G	100.35	Inf	-Inf	33.71	3	Horizontal	112	1.00	-	66.64	27.59	6.12	-
AV	2.484G	46.93	54.00	-7.07	33.67	3	Horizontal	112	1.00	-	13.26	27.52	6.15	-
PK	2.39G	63.98	74.00	-10.02	33.75	3	Horizontal	112	1.00	-	30.23	27.64	6.11	-
PK	2.4144G	109.78	Inf	-Inf	33.71	3	Horizontal	112	1.00	-	76.07	27.59	6.12	-
PK	2.4852G	58.69	74.00	-15.31	33.66	3	Horizontal	112	1.00	-	25.03	27.51	6.15	-



802.11n HT20_Nss1,(MCS0)_1TX

13/08/2019

2412MHz_TX



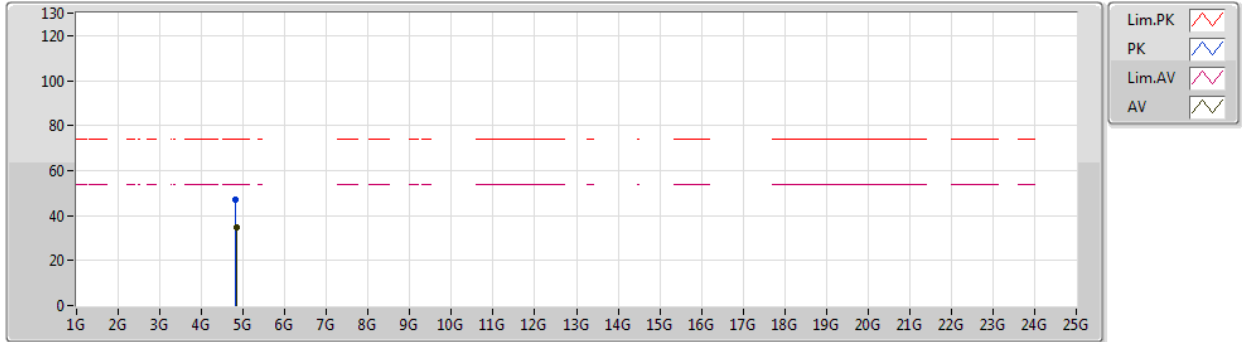
Type	Freq (Hz)	Level (dBuV/m)	Limit (dBuV/m)	Margin (dB)	Factor (dB)	Dist (m)	Condition	Azimuth (°)	Height (m)	Comment	Raw (dBuV)	AF (dB)	CL (dB)	PA (dB)
AV	4.82856G	34.68	54.00	-19.32	5.73	3	Vertical	333	1.57	-	28.95	31.10	8.92	34.29
PK	4.82946G	47.47	74.00	-26.53	5.73	3	Vertical	333	1.57	-	41.74	31.10	8.92	34.29



802.11n HT20_Nss1,(MCS0)_1TX

13/08/2019

2412MHz_TX



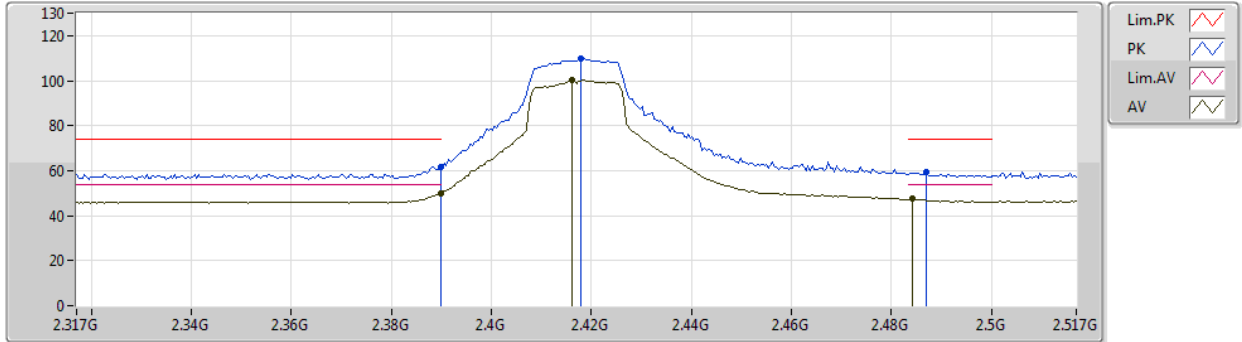
Type	Freq (Hz)	Level (dBuV/m)	Limit (dBuV/m)	Margin (dB)	Factor (dB)	Dist (m)	Condition	Azimuth (°)	Height (m)	Comment	Raw (dBuV)	AF (dB)	CL (dB)	PA (dB)
AV	4.830666G	34.68	54.00	-19.32	5.73	3	Horizontal	163	2.43	-	28.95	31.10	8.92	34.29
PK	4.82652G	46.96	74.00	-27.04	5.73	3	Horizontal	163	2.43	-	41.23	31.10	8.92	34.29



802.11n HT20_Nss1,(MCS0)_1TX

13/08/2019

2417MHz_TX



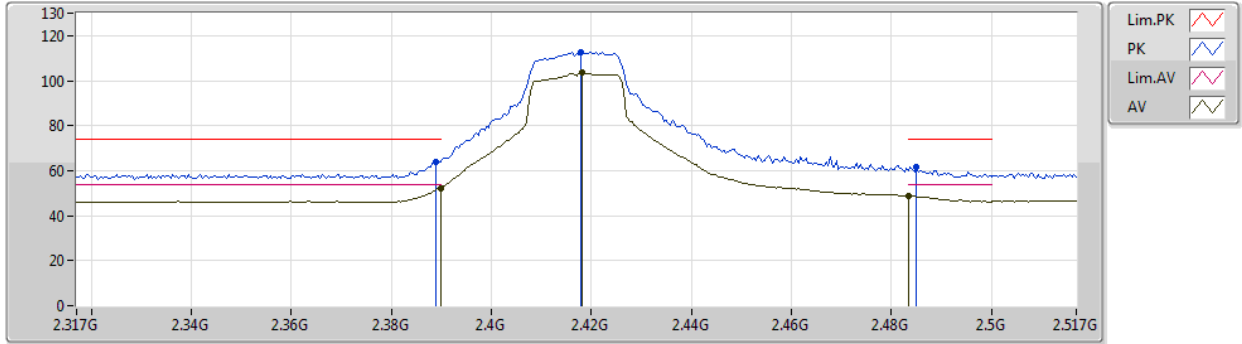
Type	Freq (Hz)	Level (dBuV/m)	Limit (dBuV/m)	Margin (dB)	Factor (dB)	Dist (m)	Condition	Azimuth (°)	Height (m)	Comment	Raw (dBuV)	AF (dB)	CL (dB)	PA (dB)
AV	2.3898G	49.90	54.00	-4.10	33.75	3	Vertical	77	1.49	-	16.15	27.64	6.11	-
AV	2.4162G	100.21	Inf	-Inf	33.70	3	Vertical	77	1.49	-	66.51	27.58	6.12	-
AV	2.4842G	47.36	54.00	-6.64	33.67	3	Vertical	77	1.49	-	13.69	27.52	6.15	-
PK	2.3898G	61.68	74.00	-12.32	33.75	3	Vertical	77	1.49	-	27.93	27.64	6.11	-
PK	2.4178G	109.72	Inf	-Inf	33.70	3	Vertical	77	1.49	-	76.02	27.58	6.12	-
PK	2.487G	59.20	74.00	-14.80	33.66	3	Vertical	77	1.49	-	25.54	27.51	6.15	-



802.11n HT20_Nss1,(MCS0)_1TX

13/08/2019

2417MHz_TX



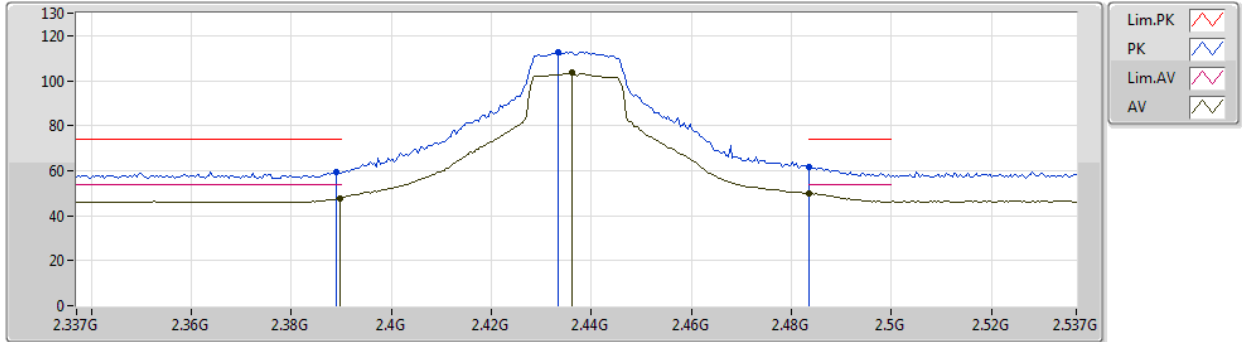
Type	Freq (Hz)	Level (dBuV/m)	Limit (dBuV/m)	Margin (dB)	Factor (dB)	Dist (m)	Condition	Azimuth (°)	Height (m)	Comment	Raw (dBuV)	AF (dB)	CL (dB)	PA (dB)
AV	2.3898G	52.18	54.00	-1.82	33.75	3	Horizontal	117	1.00	-	18.43	27.64	6.11	-
AV	2.4182G	103.51	Inf	-Inf	33.70	3	Horizontal	117	1.00	-	69.81	27.58	6.12	-
AV	2.4835G	48.91	54.00	-5.09	33.67	3	Horizontal	117	1.00	-	15.24	27.52	6.15	-
PK	2.389G	63.86	74.00	-10.14	33.75	3	Horizontal	117	1.00	-	30.11	27.64	6.11	-
PK	2.4178G	112.58	Inf	-Inf	33.70	3	Horizontal	117	1.00	-	78.88	27.58	6.12	-
PK	2.485G	61.63	74.00	-12.37	33.67	3	Horizontal	117	1.00	-	27.96	27.52	6.15	-



802.11n HT20_Nss1,(MCS0)_1TX

13/08/2019

2437MHz_TX

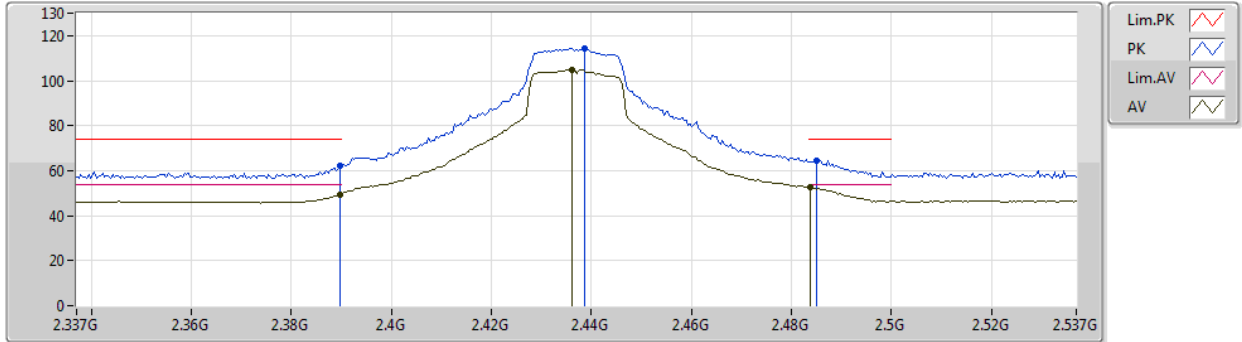


Type	Freq (Hz)	Level (dBuV/m)	Limit (dBuV/m)	Margin (dB)	Factor (dB)	Dist (m)	Condition	Azimuth (°)	Height (m)	Comment	Raw (dBuV)	AF (dB)	CL (dB)	PA (dB)
AV	2.3898G	47.85	54.00	-6.15	33.75	3	Vertical	84	2.44	-	14.10	27.64	6.11	-
AV	2.4362G	103.52	Inf	-Inf	33.69	3	Vertical	84	2.44	-	69.83	27.56	6.13	-
AV	2.4835G	49.94	54.00	-4.06	33.67	3	Vertical	84	2.44	-	16.27	27.52	6.15	-
PK	2.389G	59.48	74.00	-14.52	33.75	3	Vertical	84	2.44	-	25.73	27.64	6.11	-
PK	2.4334G	112.66	Inf	-Inf	33.70	3	Vertical	84	2.44	-	78.96	27.57	6.13	-
PK	2.4835G	61.53	74.00	-12.47	33.67	3	Vertical	84	2.44	-	27.86	27.52	6.15	-

802.11n HT20_Nss1,(MCS0)_1TX

13/08/2019

2437MHz_TX



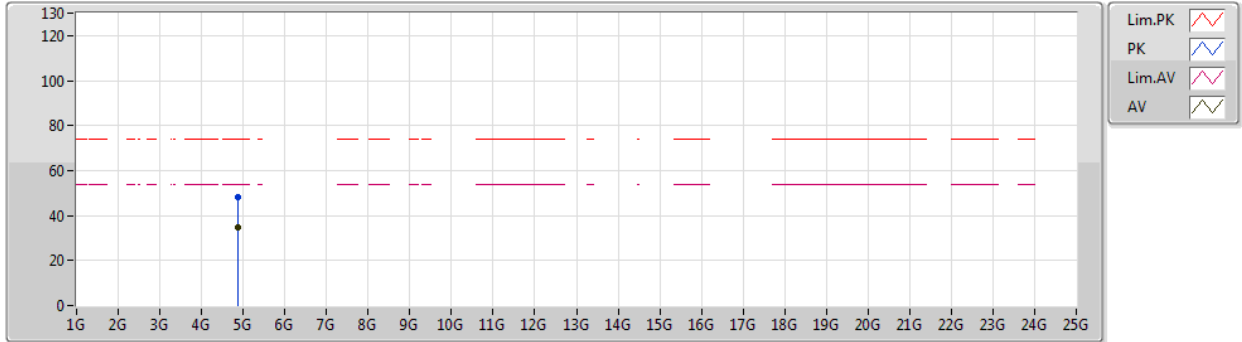
Type	Freq (Hz)	Level (dBuV/m)	Limit (dBuV/m)	Margin (dB)	Factor (dB)	Dist (m)	Condition	Azimuth (°)	Height (m)	Comment	Raw (dBuV)	AF (dB)	CL (dB)	PA (dB)
AV	2.3898G	49.56	54.00	-4.44	33.75	3	Horizontal	116	1.12	-	15.81	27.64	6.11	-
AV	2.4362G	104.80	Inf	-Inf	33.69	3	Horizontal	116	1.12	-	71.11	27.56	6.13	-
AV	2.4838G	52.58	54.00	-1.42	33.67	3	Horizontal	116	1.12	-	18.91	27.52	6.15	-
PK	2.3898G	62.26	74.00	-11.74	33.75	3	Horizontal	116	1.12	-	28.51	27.64	6.11	-
PK	2.4386G	114.48	Inf	-Inf	33.69	3	Horizontal	116	1.12	-	80.79	27.56	6.13	-
PK	2.485G	64.43	74.00	-9.57	33.67	3	Horizontal	116	1.12	-	30.76	27.52	6.15	-



802.11n HT20_Nss1,(MCS0)_1TX

13/08/2019

2437MHz_TX



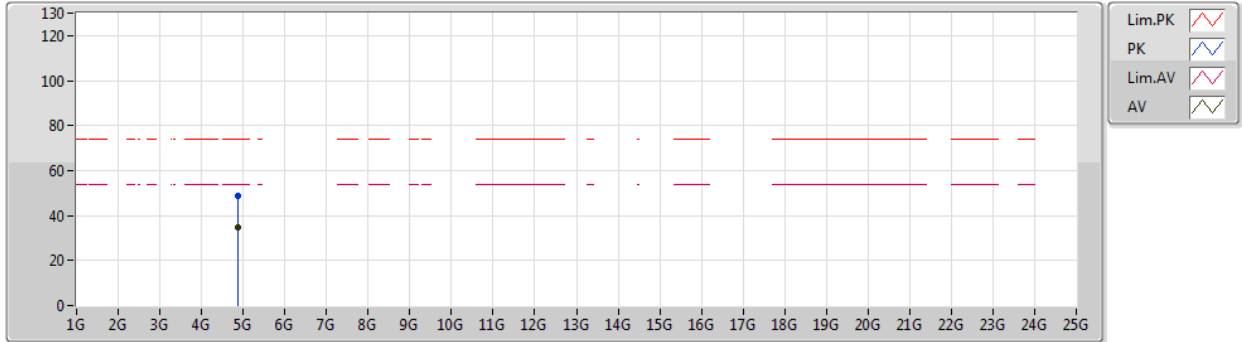
Type	Freq (Hz)	Level (dBuV/m)	Limit (dBuV/m)	Margin (dB)	Factor (dB)	Dist (m)	Condition	Azimuth (°)	Height (m)	Comment	Raw (dBuV)	AF (dB)	CL (dB)	PA (dB)
AV	4.87172G	34.90	54.00	-19.10	5.77	3	Vertical	259	2.11	-	29.13	31.10	8.95	34.28
PK	4.87016G	48.04	74.00	-25.96	5.77	3	Vertical	259	2.11	-	42.27	31.10	8.95	34.28



802.11n HT20_Nss1,(MCS0)_1TX

13/08/2019

2437MHz_TX



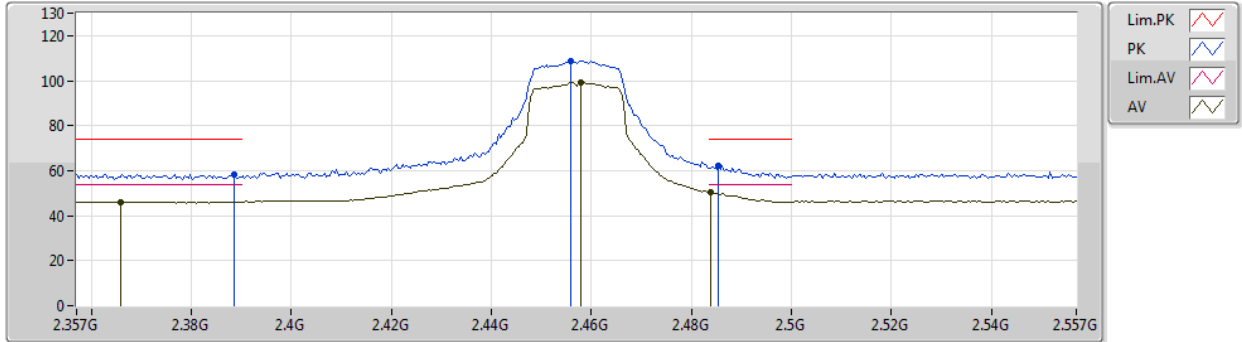
Type	Freq (Hz)	Level (dBuV/m)	Limit (dBuV/m)	Margin (dB)	Factor (dB)	Dist (m)	Condition	Azimuth (°)	Height (m)	Comment	Raw (dBuV)	AF (dB)	CL (dB)	PA (dB)
AV	4.87328G	34.97	54.00	-19.03	5.78	3	Horizontal	315	1.35	-	29.19	31.10	8.96	34.28
PK	4.86788G	48.52	74.00	-25.48	5.77	3	Horizontal	315	1.35	-	42.75	31.10	8.95	34.28



802.11n HT20_Nss1,(MCS0)_1TX

13/08/2019

2457MHz_TX

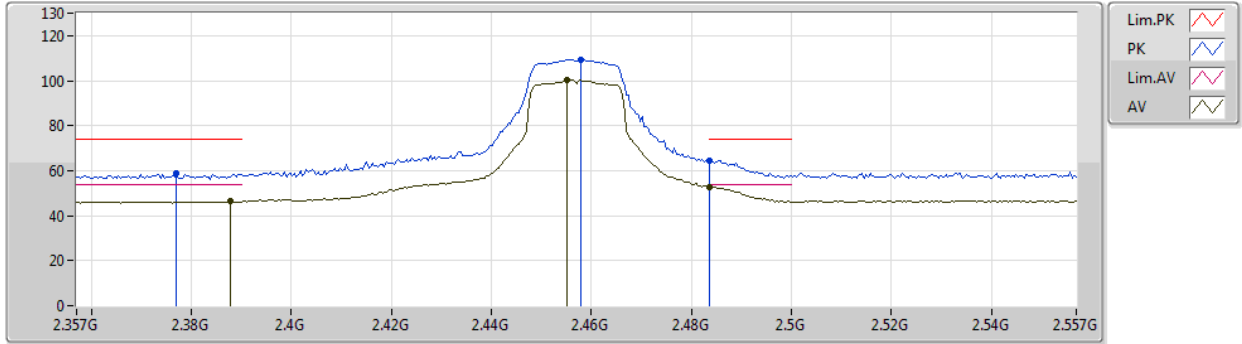


Type	Freq (Hz)	Level (dBuV/m)	Limit (dBuV/m)	Margin (dB)	Factor (dB)	Dist (m)	Condition	Azimuth (°)	Height (m)	Comment	Raw (dBuV)	AF (dB)	CL (dB)	PA (dB)
AV	2.3658G	46.18	54.00	-7.82	33.86	3	Vertical	69	2.68	-	12.32	27.74	6.12	-
AV	2.4578G	99.28	Inf	-Inf	33.68	3	Vertical	69	2.68	-	65.60	27.54	6.14	-
AV	2.4838G	50.28	54.00	-3.72	33.67	3	Vertical	69	2.68	-	16.61	27.52	6.15	-
PK	2.3886G	58.51	74.00	-15.49	33.76	3	Vertical	69	2.68	-	24.75	27.65	6.11	-
PK	2.4558G	108.95	Inf	-Inf	33.68	3	Vertical	69	2.68	-	75.27	27.54	6.14	-
PK	2.4854G	62.40	74.00	-11.60	33.66	3	Vertical	69	2.68	-	28.74	27.51	6.15	-

802.11n HT20_Nss1,(MCS0)_1TX

13/08/2019

2457MHz_TX

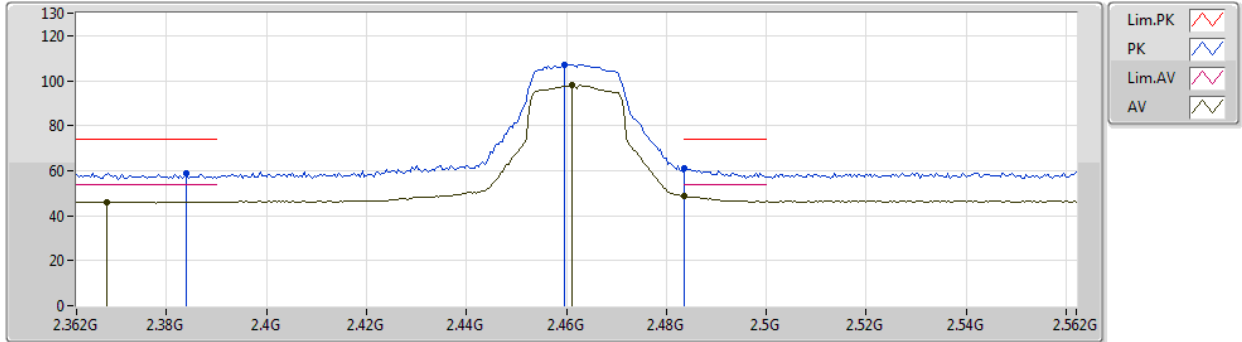


Type	Freq (Hz)	Level (dBuV/m)	Limit (dBuV/m)	Margin (dB)	Factor (dB)	Dist (m)	Condition	Azimuth (°)	Height (m)	Comment	Raw (dBuV)	AF (dB)	CL (dB)	PA (dB)
AV	2.3878G	46.25	54.00	-7.75	33.76	3	Horizontal	118	1.01	-	12.49	27.65	6.11	-
AV	2.455G	100.33	Inf	-Inf	33.69	3	Horizontal	118	1.01	-	66.64	27.55	6.14	-
AV	2.4835G	52.79	54.00	-1.21	33.67	3	Horizontal	118	1.01	-	19.12	27.52	6.15	-
PK	2.377G	58.58	74.00	-15.42	33.81	3	Horizontal	118	1.01	-	24.77	27.69	6.12	-
PK	2.4578G	109.45	Inf	-Inf	33.68	3	Horizontal	118	1.01	-	75.77	27.54	6.14	-
PK	2.4835G	64.66	74.00	-9.34	33.67	3	Horizontal	118	1.01	-	30.99	27.52	6.15	-

802.11n HT20_Nss1,(MCS0)_1TX

13/08/2019

2462MHz_TX



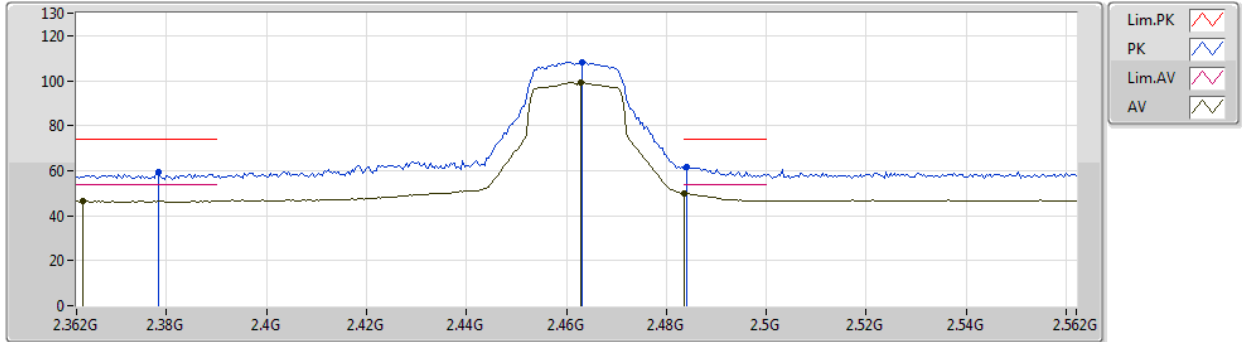
Type	Freq (Hz)	Level (dBuV/m)	Limit (dBuV/m)	Margin (dB)	Factor (dB)	Dist (m)	Condition	Azimuth (°)	Height (m)	Comment	Raw (dBuV)	AF (dB)	CL (dB)	PA (dB)
AV	2.368G	46.20	54.00	-7.80	33.85	3	Vertical	70	2.67	-	12.35	27.73	6.12	-
AV	2.4612G	97.88	Inf	-Inf	33.68	3	Vertical	70	2.67	-	64.20	27.54	6.14	-
AV	2.4835G	48.65	54.00	-5.35	33.67	3	Vertical	70	2.67	-	14.98	27.52	6.15	-
PK	2.384G	58.95	74.00	-15.05	33.77	3	Vertical	70	2.67	-	25.18	27.66	6.11	-
PK	2.4596G	107.19	Inf	-Inf	33.68	3	Vertical	70	2.67	-	73.51	27.54	6.14	-
PK	2.4835G	60.84	74.00	-13.16	33.67	3	Vertical	70	2.67	-	27.17	27.52	6.15	-



802.11n HT20_Nss1,(MCS0)_1TX

13/08/2019

2462MHz_TX



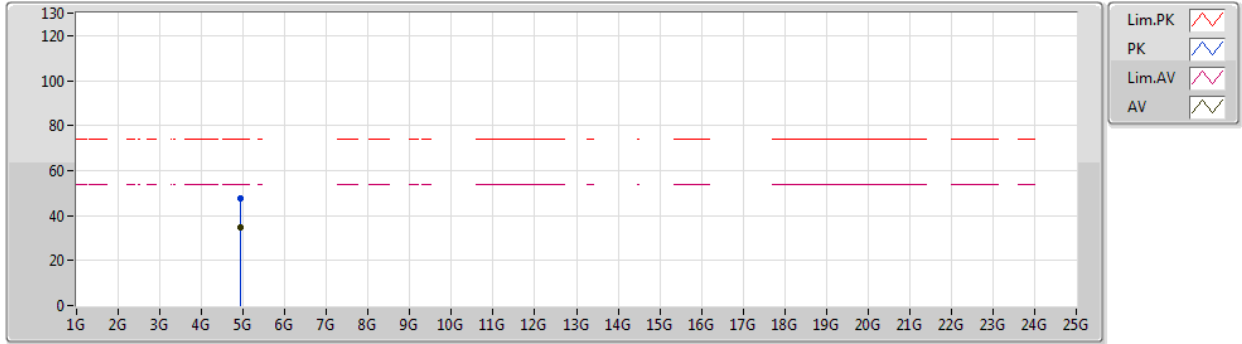
Type	Freq (Hz)	Level (dBuV/m)	Limit (dBuV/m)	Margin (dB)	Factor (dB)	Dist (m)	Condition	Azimuth (°)	Height (m)	Comment	Raw (dBuV)	AF (dB)	CL (dB)	PA (dB)
AV	2.3632G	46.49	54.00	-7.51	33.87	3	Horizontal	116	1.08	-	12.62	27.75	6.12	-
AV	2.4628G	99.41	Inf	-Inf	33.68	3	Horizontal	116	1.08	-	65.73	27.54	6.14	-
AV	2.4835G	49.77	54.00	-4.23	33.67	3	Horizontal	116	1.08	-	16.10	27.52	6.15	-
PK	2.3784G	59.32	74.00	-14.68	33.80	3	Horizontal	116	1.08	-	25.52	27.69	6.11	-
PK	2.4632G	108.30	Inf	-Inf	33.68	3	Horizontal	116	1.08	-	74.62	27.54	6.14	-
PK	2.484G	61.84	74.00	-12.16	33.67	3	Horizontal	116	1.08	-	28.17	27.52	6.15	-



802.11n HT20_Nss1,(MCS0)_1TX

13/08/2019

2462MHz_TX



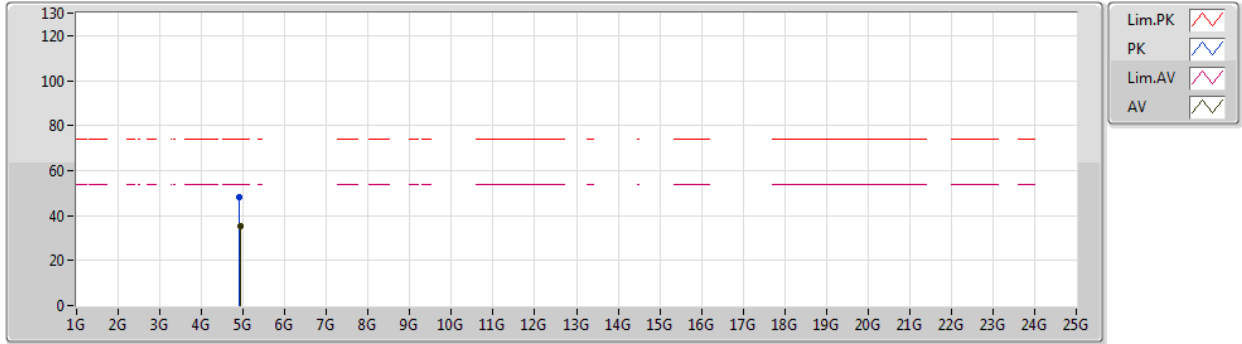
Type	Freq (Hz)	Level (dBuV/m)	Limit (dBuV/m)	Margin (dB)	Factor (dB)	Dist (m)	Condition	Azimuth (°)	Height (m)	Comment	Raw (dBuV)	AF (dB)	CL (dB)	PA (dB)
AV	4.93216G	34.97	54.00	-19.03	6.02	3	Vertical	141	1.59	-	28.95	31.23	9.00	34.21
PK	4.927G	47.80	74.00	-26.20	5.99	3	Vertical	141	1.59	-	41.81	31.21	9.00	34.22



802.11n HT20_Nss1,(MCS0)_1TX

13/08/2019

2462MHz_TX



Type	Freq (Hz)	Level (dBuV/m)	Limit (dBuV/m)	Margin (dB)	Factor (dB)	Dist (m)	Condition	Azimuth (°)	Height (m)	Comment	Raw (dBuV)	AF (dB)	CL (dB)	PA (dB)
AV	4.92736G	35.09	54.00	-18.91	5.99	3	Horizontal	23	2.26	-	29.10	31.21	9.00	34.22
PK	4.91452G	48.05	74.00	-25.95	5.91	3	Horizontal	23	2.26	-	42.14	31.16	8.99	34.24

Production Setting_SISO

			Chain 0
2.4G	11b	CH1	17
		CH6	17
		CH11	17
	11g	CH1	14
		CH6	14
		CH11	14
	HT20	CH1	14
		CH6	14
		CH11	14
5G	11a	B1	14.5
		B2	14.5
		B3	14.5
		B4	14.5
	HT20 / VHT20	B1	13.5
		B2	13.5
		B3	13.5
		B4	13.5
	HT40 / VHT40	B1	13.5
		B2	13.5
		B3	13.5
		B4	13.5
	VHT80	B1	13
		B2	12
		B3	13
		B4	13