







Annex 2: Test Setup Photographs
to
TEST REPORT
No.: 2-20842790-15-11c

According to:
FCC Regulations
§1.1310
§1.1307(b)
§ 2.1091 & 2.1093
IC Regulations
RSS-102 Issue 5

for

Datalogic ADC S.r.l.

JOYA TOUCH 3-SLOT CRADLE
FCC-ID: U4GJNG3SD

Laboratory Accreditation and Listings			
 DAkks Deutsche Akkreditierungsstelle D-PL-12047-01-01	 FCC FEDERAL COMMUNICATIONS COMMISSION USA MRA US-EU 0003	 Industry Canada Reg. No.: 3462D-1 Reg. No.: 3462D-2 Reg. No.: 3462D-3	 Voluntary Controls for Electromagnetic Emissions Reg. No.: R-2665, R-2666 C-2914, T-1967, G-301
 WiFi ALLIANCE AUTHORIZED RF LABORATORY	 ctia Authorized Test Lab Lab Code: 2001130-00		
accredited according to DIN EN ISO/IEC 17025			
CETECOM GmbH Laboratory Radio Communications & Electromagnetic Compatibility Im Teelbruch 116 • 45219 Essen • Germany Registered in Essen, Germany, Reg. No.: HRB Essen 8984 Tel.: + 49 (0) 20 54 / 95 19-954 • Fax: + 49 (0) 20 54 / 95 19-964 E-mail: info@cetecom.com • Internet: www.cetecom.com			

1. Test Setup Photographs




Photograph 1: Measurements in the anechoic chamber, 10cm distance between measurement probe and EUT



Photograph 2: Measurements in the anechoic chamber, 10cm distance between measurement probe and EUT



Photograph 3 Measurements in the anechoic chamber, 10cm distance between measurement probe and EUT



Photograph 4: Measurements in the anechoic chamber, 10cm distance between measurement probe and EUT