

RAPPORTO DI PROVA

TEST REPORT

Rif. / Ref. n.	TSupPhotos_FCC180160-1	Data Emissione /Issue Date:	14/03/2022	Pagine / Pages:	7
----------------	-------------------------------	-----------------------------	-------------------	-----------------	----------

Scopo delle prove <i>Test object</i>	Prove di tipo in accordo alla Norme <i>Type test according to Standards</i> FCC Cfr 47 part 15 - Subpart B - §15.109 FCC Cfr 47 part 15 - Subpart C - §15.209 (a), §15.247 (d) and 15.249 (a), (d) & (e)	
Richiedente <i>Applicant</i>	DATALOGIC S.r.l. Via S. Vitalino 13 - 40012 Lippo Di Calderara Di Reno - Bologna - Italy Phone. +39 051 3147196 Fax +39 051 3147561	
Marchio commerciale <i>Trade mark</i>		
Fabbricante <i>Manufacturer</i>	DATALOGIC S.r.l.	
Prodotto <i>Product</i>	Radio module	
Modello testato <i>Testing model</i>	MIZAR RADIO MODULE 915MHZ	
Identificativo FCC <i>FCC ID</i>	U4F0022	
Data ricevimento campioni <i>Date of test samples receipt</i>	08/07/2021	
Campioni verificati <i>No. of tested samples</i>	1 – Sampled by the manufacturer	
Data verifiche <i>Testing date</i>	From 12/11/2021 to 18/11/2021	
Sito di prova <i>Testing site</i>	PRSLAB S.r.l. Unipersonale - Via Campagna 92 - 22020 Faloppio - Como - Italy	
Identificativo FCC del sito di prova <i>FCC designation number</i>	IT0012	
Esito delle valutazioni <i>Assessment results</i>	CONFORME / COMPLIANT	
Verifiche effettuate da <i>Verifications carried out by</i>	Daniele AOSANI Tecnico Laboratorio <i>Laboratory Engineer</i>	
Approvato <i>Approved by</i>	Riccardo PFEIFFER Responsabile Laboratorio <i>Laboratory Manager</i>	

I risultati delle prove riportati nel presente rapporto di prova si riferiscono solo ai campioni esaminati.

The test results reported in this test report shall refer only to the samples tested.

Il campione è stato fornito dal cliente ed i risultati si riferiscono al campione così come ricevuto

The sample has been provided by the customer and the results apply to the sample as received

Questo Report non può essere riprodotto in modo parziale, salvo espressa autorizzazione scritta da parte del Laboratorio

This report may not be partially reproduced, except with the prior written permission of the issuing Laboratory

CONTENUTO

TABLE OF CONTENTS

0. RELEASE CONTROL RECORD	3
1. DECISION RULE	3
2. INFORMATION PROVIDED BY CUSTOMER.....	3
3. GENERAL REMARKS	3
4. TECHNICAL INFORMATION OF EQUIPMENT UNDER TEST (EUT).....	4
4.1 EUT Identification	4
4.2 Radio module technical data	5
5. PHOTOGRAPHIC DOCUMENTATION	6

0. RELEASE CONTROL RECORD

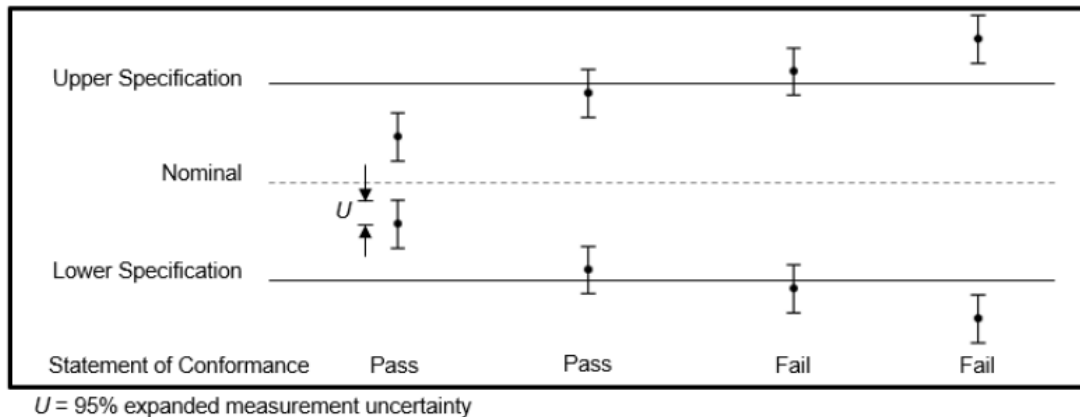
TEST REPORT NUMBER	REASON OF CHANGE	DATE OF ISSUE
TSupPhotos_FCC180160-0	Original release	30/11/2021
TSupPhotos_FCC180160-1	Correct table in section 4.2	14/03/2022

This document is valid in last revision that deletes and replaces the previous one

1. DECISION RULE

PRSLAB specifies that, if the decision rules of conformity of the test results are not indicated in detail in the standard/s object of tests, it takes as a decision rule for the declaration of conformity the simple binary system ($w = 0$) stated in the ILAC-G8-09:2019 document.

The decision rule is applicable for all parts of standard



Statements of conformity are reported as:

- Pass: the measured value is below the acceptance limit, $AL=TL$.
- Fail: the measured value is above the acceptance limit, $AL=TL$.

Definitions

- Guard Band (w): interval between a tolerance limit and a corresponding acceptance limit where length $w=|TL-AL|$.
- Tolerance Limit (TL) (Specification Limit): specified upper or lower bound of permissible values of a property.
- Acceptance Limit (AL): specified upper or lower bound of permissible measured quantity values.

2. INFORMATION PROVIDED BY CUSTOMER


- None

3. GENERAL REMARKS

- None

4. TECHNICAL INFORMATION OF EQUIPMENT UNDER TEST (EUT)

4.1 EUT Identification


DESCRIPTION	Radio module
MODEL NAME	MIZAR MODULE 915MHZ
FCC ID	U4F0022
S/N	G19LBGEL000C59C0
PRS LAB INTERNAL REFERENCE	BC 239/2021
TRADEMARK	
MANUFACTURER	DATALOGIC S.r.l.
COUNTRY OF MANUFACTURER	Italy
SINGLE UNIT OR SYSTEM	Single
POWER SOURCE	DC power from board
POWER SUPPLY NOMINAL VOLTAGE	3.3Vdc
OPERATING TEMPERATURE	-20°C ÷ +55°C
DIMENSIONS	See photography documentation
EUT STANDING	Table, wall or portable system

4.2 Radio module technical data

TYPE OF RADIO DEVICE	Transceiver		
MODULATION	Manchester RZ (for DXX and DSS) & NRZ (for DTS)		
DATA RATE	36.846 kbps (for DXX and DSS) 500 kbps (for DTS)		
TRANSMITTER FREQUENCY RANGE	From 902MHz to 928MHz		
TRANSMITTER CHANNELS TESTED for DTS	Channel ID	Channel number	Channel Frequency (MHz)
	Lowest	1	902,8005
	Default	8	910,0000
	Highest	25	927,4845
TRANSMITTER CHANNELS TESTED for DXX and DSS	Channel	Channel Index	Channel Frequency (MHz)
	Lowest	1	903,6490
	Default	4	910,0000
	Highest	12	926,9360
RECEIVER FREQUENCY RANGE	From 902MHz to 928MHz		
RECEIVER CHANNELS TESTED	Channel ID	Channel number	Channel Frequency (MHz)
	Default	8	910,0000
TESTED ANTENNA TYPE	Wire Antenna		
MAXIMUM ANTENNA GAIN	0.5dBd		
TESTED ANTENNA MODEL	Helical		

5. PHOTOGRAPHIC DOCUMENTATION

PHOTO N° 1 – RADIATED SETUP



END OF TEST REPORT