



## Test Set Up Photographs Radiated



**Photograph 1: Front View Radiated Emissions, Worst Case – Below 1000 MHz Configuration**



**Photograph 2: Back View Radiated Emissions Worst Case 30 MHz to 1000 Configuration**



**Photograph 3: Front View Radiated Emissions Worst Case – Above 1000 MHz Configuration**



**Photograph 4: Front View Conducted Emissions Worst-Case Configuration**




**Photograph 5: Back View Conducted Emissions Worst-Case Configuration**

## Reference Test Set Up Photographs



**Photograph 6: Reference Photo of Test Setup for Emissions Below 30 MHz**



**Photograph 7: Reference Photo of Test Setup for Emissions From 30 MHz to 1000 MHz**



**Photograph 8: Reference Photo of Test Setup for Emissions Above 1000 MHz**