



SET UP BRIDGE



Which bridge would you like to connect with?

HOUSE NAME

Bridge Serial Number



Another Bridge Serial Number

ANOTHER HOUSE NAME

A Different Bridge Serial Number

CONTINUE



SET UP BRIDGE




You will be able to lock, unlock, and check the status of your door from anywhere.



Registering your BRIDGE...



TEST SIGNALS



You have successfully set up your bridge to work with your device. Next, let's test your Bluetooth signals.


TEST SIGNALS

SKIP FOR NOW

9:41



TEST BLUETOOTH



Please wait while we test your Bluetooth signals.



Analyzing Bluetooth strength...

9:41



TEST BLUETOOTH




Your Bluetooth connection looks good!

CONTINUE

RETEST SIGNALS



TEST BLUETOOTH



It looks like we need a stronger Bluetooth connection.


SUGGESTIONS FOR IMPROVING CONNECTION.

CONTINUE

RETEST SIGNALS



TEST BLUETOOTH



We are unable to get a signal reading.
Please check that your devices are properly
powered.

CONTINUE

RETEST SIGNALS