

20dB bandwidth

802.11a

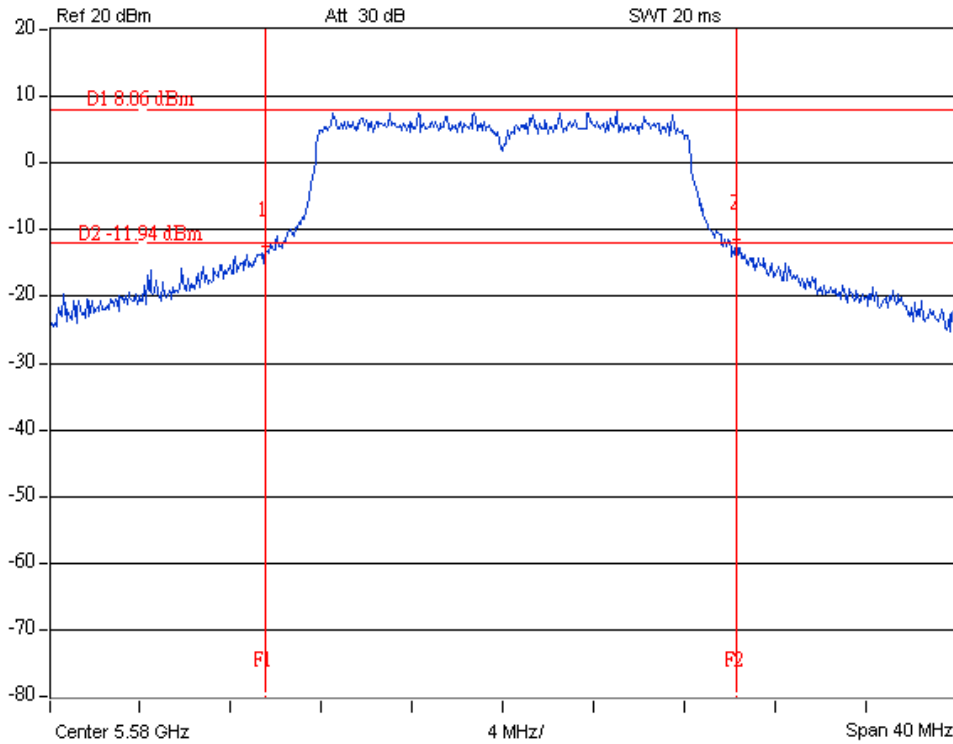
TX chain : 0

Frequency : 5580MHz

Right edge = 5569.42 + 20.9 = 5590.32 < 5600MHz

RBW 200 kHz
VBW 300 kHz
SWT 20 ms
[T1]PK VIEW

Marker 1 [T1] -12.54 dBm
5.56942 GHz
Delta 2 [T1] 0.98 dB
20.90 MHz



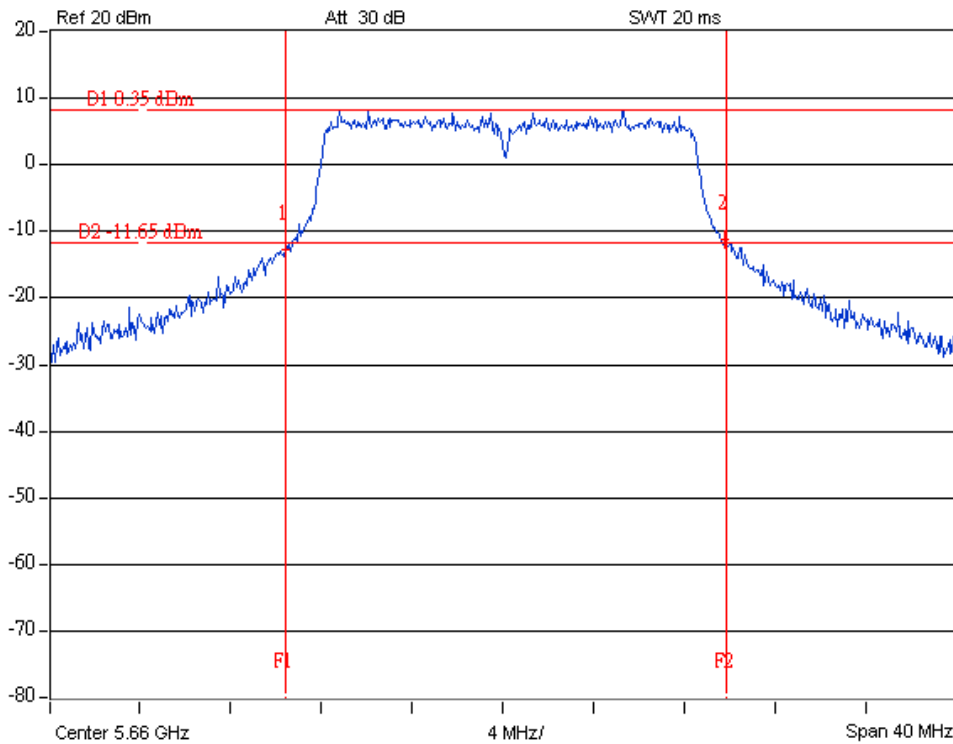
A D T

Frequency : 5660MHz

Left edge = 5650.32 >5650 MHz

RBW 200 kHz
VBW 300 kHz
SWT 20 ms
[T1]PK VIEW

Marker 1 [T1] -12.75 dBm
5.65032 GHz
Delta 2 [T1] 1.54 dB
19.49 MHz



A D T

20dB bandwidth

802.11a

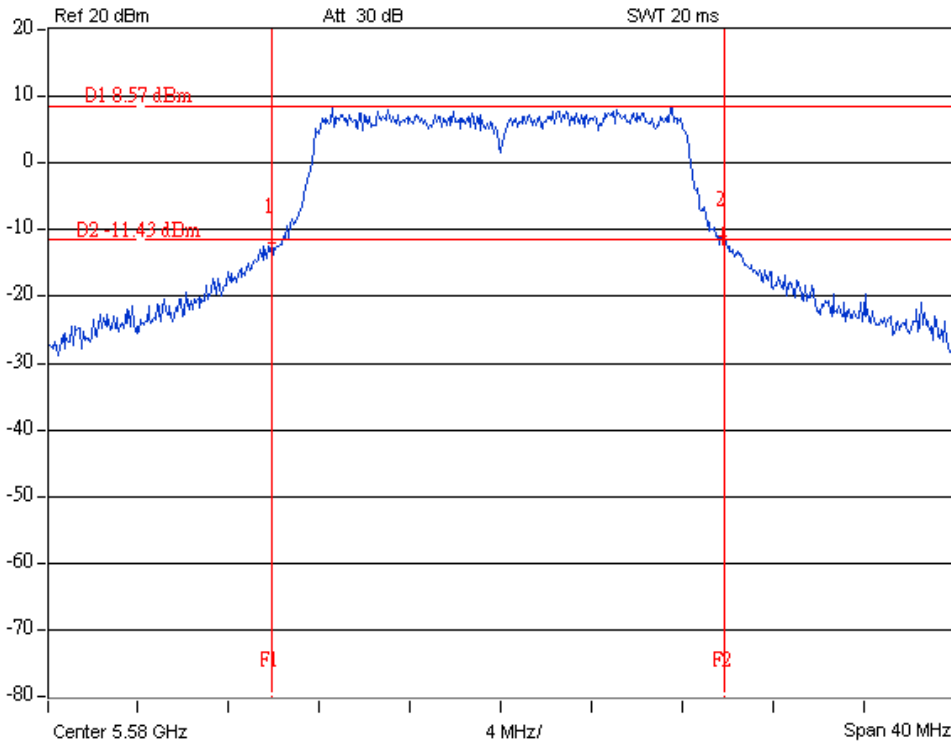
TX chain : 0

Frequency : 5580MHz

Right edge = 5569.81 + 20 = 5589.81 < 5600MHz

RBW 200 kHz
VBW 300 kHz
SWT 20 ms
[T1]PK VIEW

Marker 1 [T1] -11.96 dBm
5.56981 GHz
Delta 2 [T1] 1.01 dB
20.00 MHz



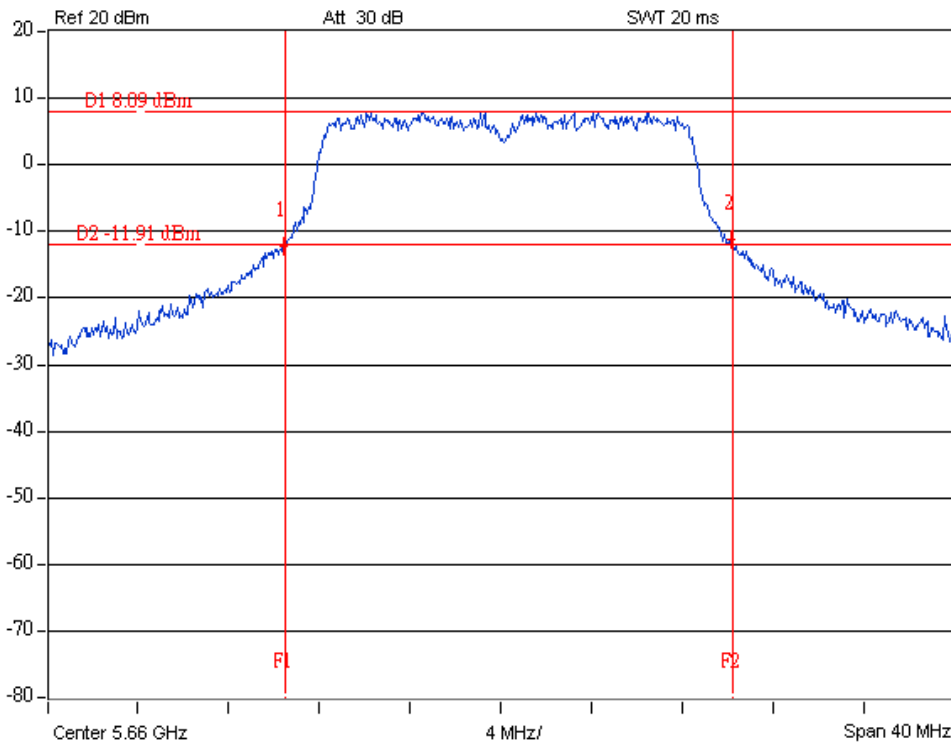
A D T

Frequency : 5660MHz

Left edge = 5650.38 >5650 MHz

RBW 200 kHz
VBW 300 kHz
SWT 20 ms
[T1]PK VIEW

Marker 1 [T1] -12.11 dBm
5.65038 GHz
Delta 2 [T1] 0.88 dB
19.81 MHz



A D T

20dB bandwidth

802.11an 20MHz

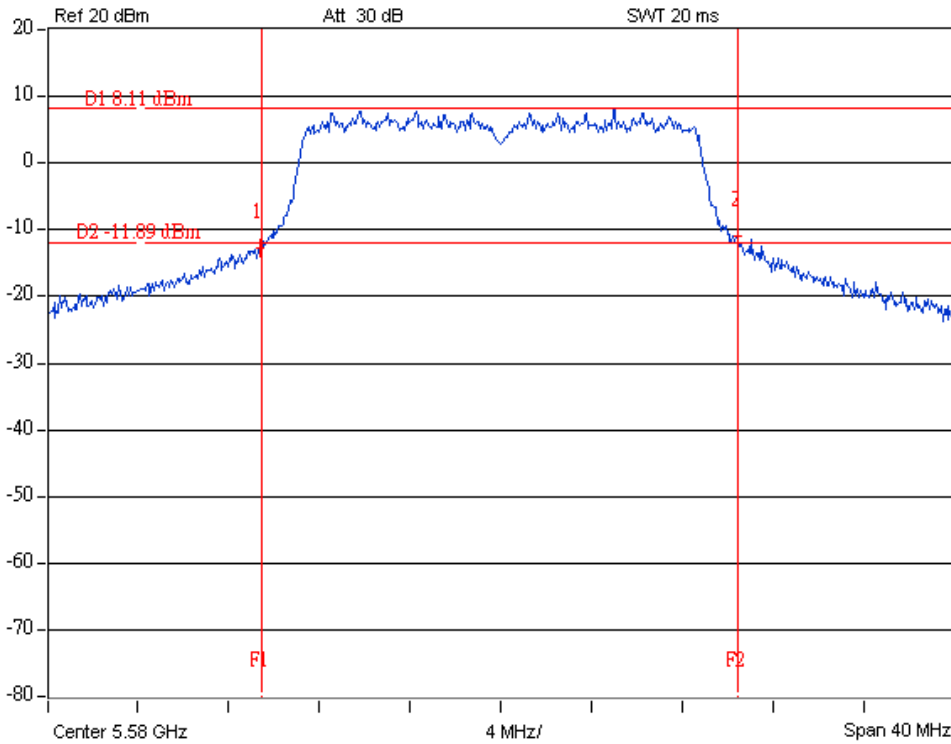
TX chain : 0

Frequency : 5580MHz

Right edge = 5569.29 + 21.15 = 5590.44 < 5600MHz

RBW 200 kHz
VBW 300 kHz
SWT 20 ms
[T1]PK VIEW

Marker 1 [T1] -12.62 dBm
5.56929 GHz
Delta 2 [T1] 1.61 dB
21.15 MHz

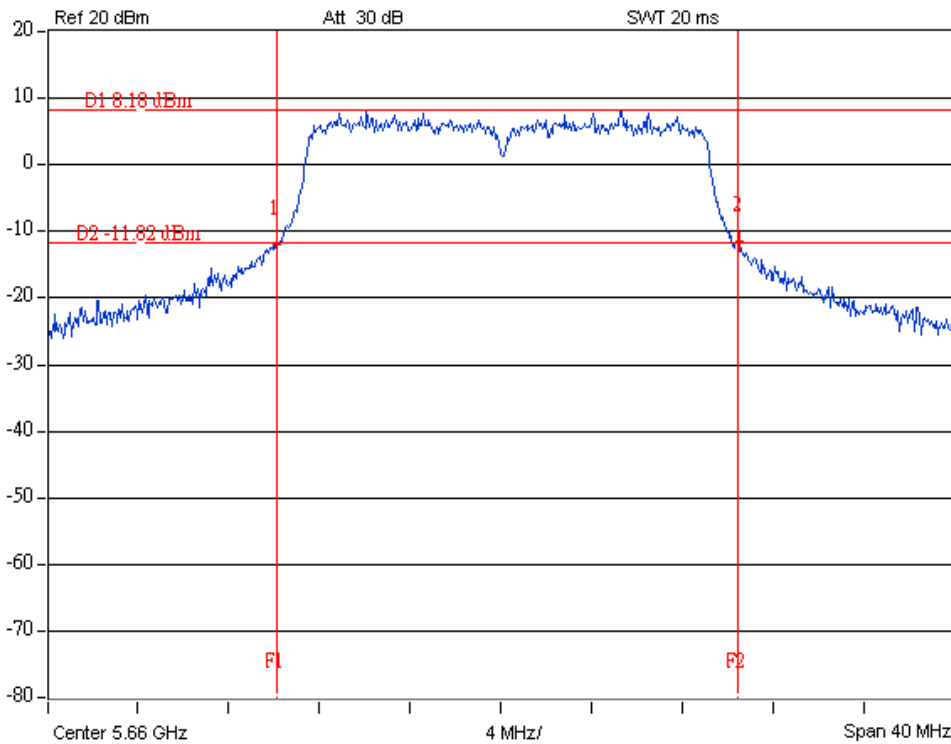


Frequency : 5660MHz

Left edge = 5650.06 >5650 MHz

RBW 200 kHz
VBW 300 kHz
SWT 20 ms
[T1]PK VIEW

Marker 1 [T1] -11.94 dBm
5.65006 GHz
Delta 2 [T1] 0.48 dB
20.45 MHz



20dB bandwidth

802.11an 20MHz

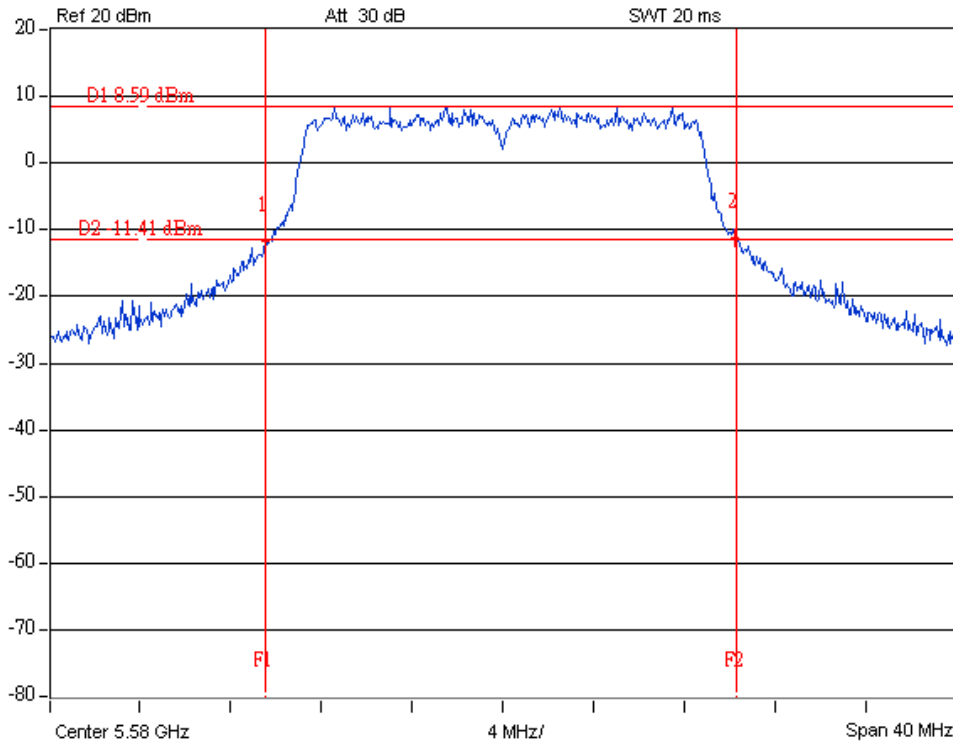
TX chain : 1

Frequency : 5580MHz

Right edge = 5569.42 + 20.83 = 5590.25 < 5600MHz

RBW 200 kHz
VBW 300 kHz
SWT 20 ms
[T1]PK VIEW

Marker 1 [T1] -11.80 dBm
5.56942 GHz
Delta 2 [T1] 0.65 dB
20.83 MHz



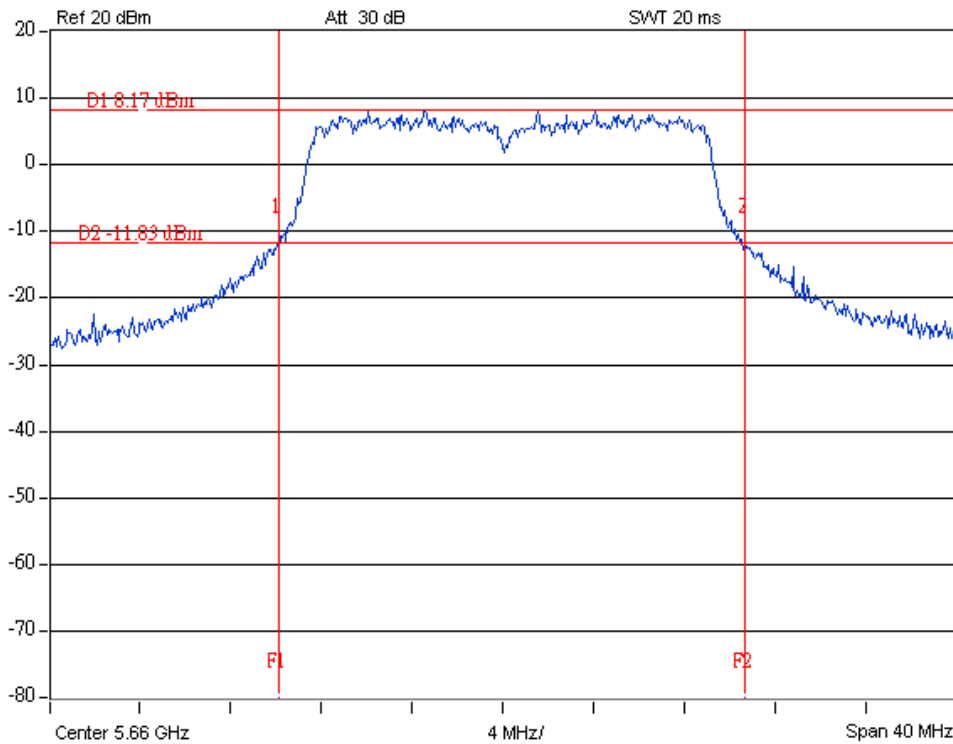
A D T

Frequency : 5660MHz

Left edge = 5650.06 >5650 MHz

RBW 200 kHz
VBW 300 kHz
SWT 20 ms
[T1]PK VIEW

Marker 1 [T1] -11.63 dBm
5.65006 GHz
Delta 2 [T1] -0.08 dB
20.64 MHz



A D T

20dB bandwidth

802.11an 40MHz

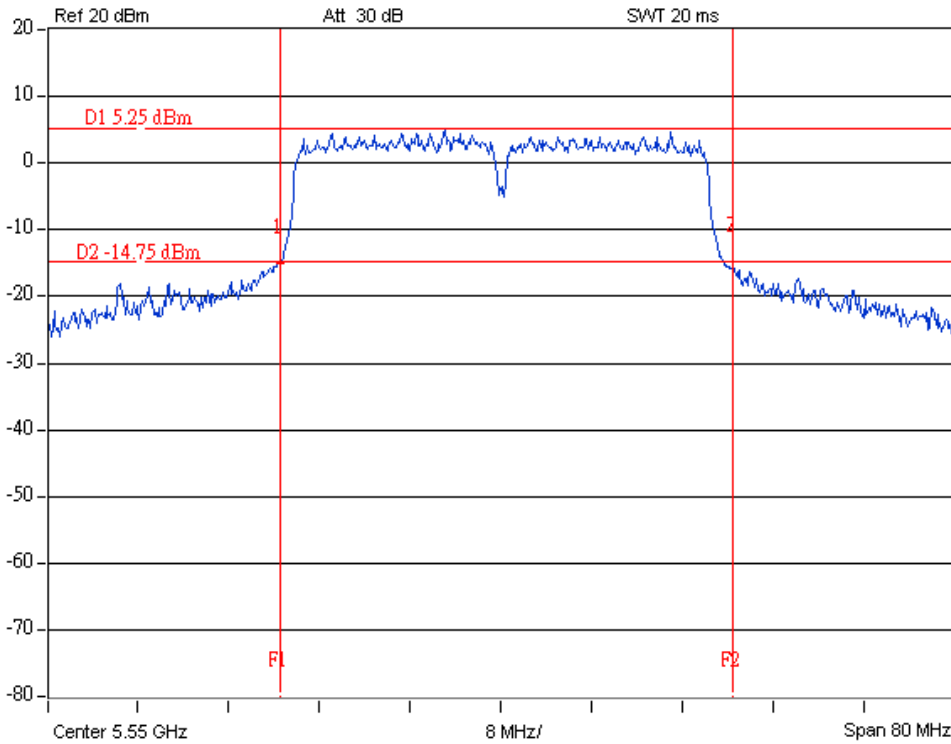
TX chain : 0

Frequency : 5550MHz

Right edge = 5530.38 + 40.13 = 5570.51 < 5600MHz

RBW 200 kHz
VBW 300 kHz
SWT 20 ms
[T1]PK VIEW

Marker 1 [T1] -15.09 dBm
5.53038 GHz
Delta 2 [T1] 0.43 dB
40.13 MHz



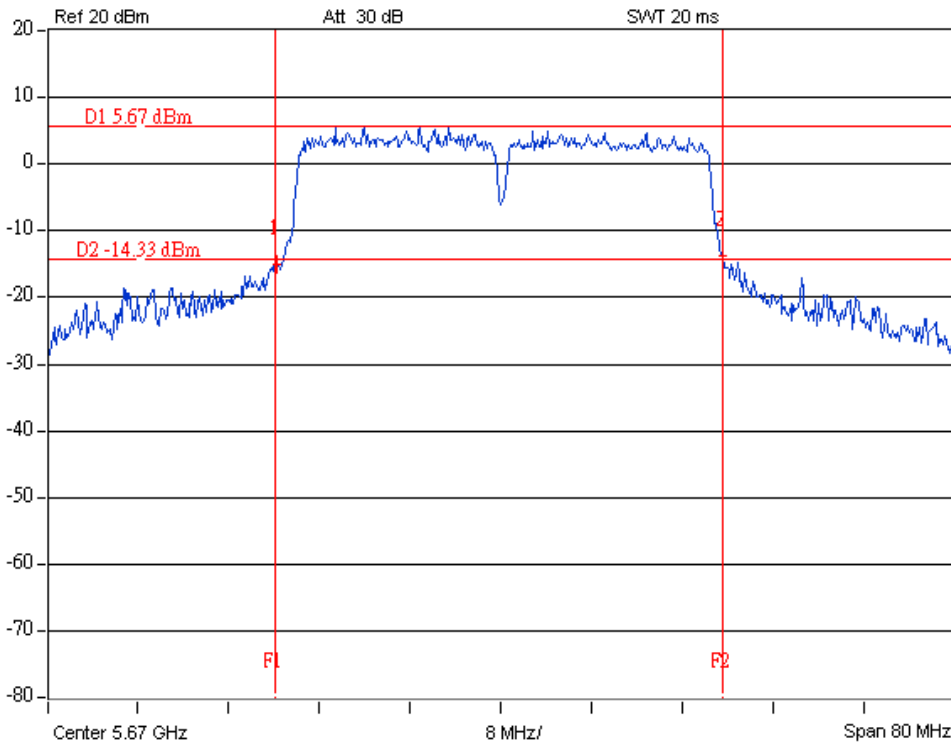
A D T

Frequency : 5670MHz

Left edge = 5650.13 >5650 MHz

RBW 200 kHz
VBW 300 kHz
SWT 20 ms
[T1]PK VIEW

Marker 1 [T1] -15.13 dBm
5.65013 GHz
Delta 2 [T1] 1.25 dB
39.49 MHz



A D T

20dB bandwidth

802.11an 40MHz

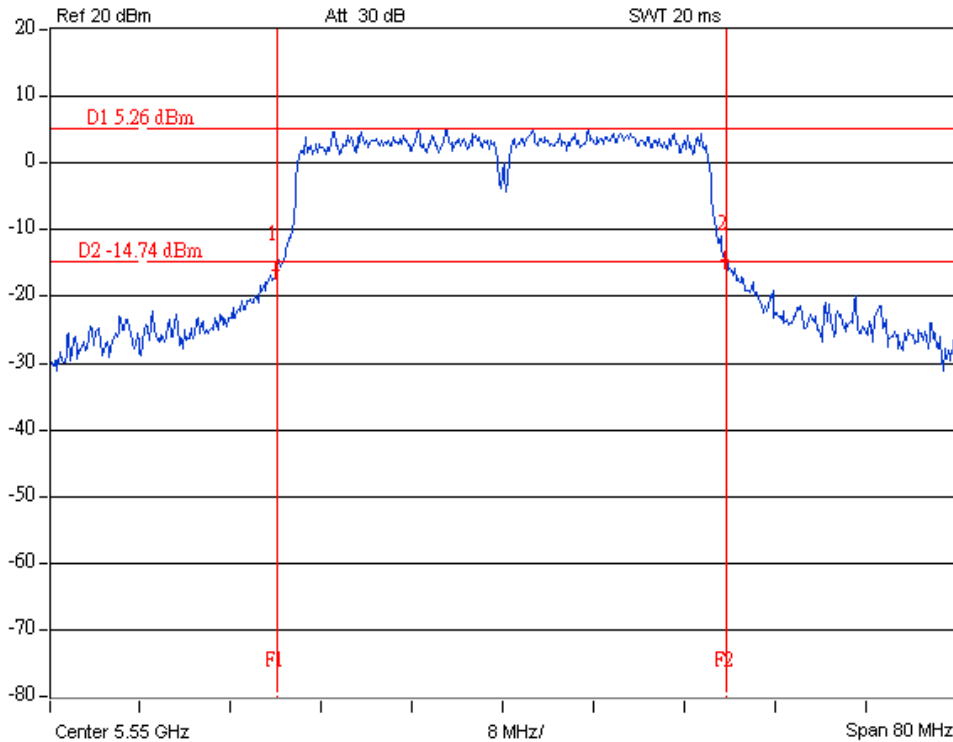
TX chain : 1

Frequency : 5550MHz

Right edge = 5529.87 + 39.74 = 5569.61 < 5600MHz

RBW 200 kHz
VBW 300 kHz
SWT 20 ms
[T1]PK VIEW

Marker 1 [T1] -16.00 dBm
5.52987 GHz
Delta 2 [T1] 1.42 dB
39.74 MHz



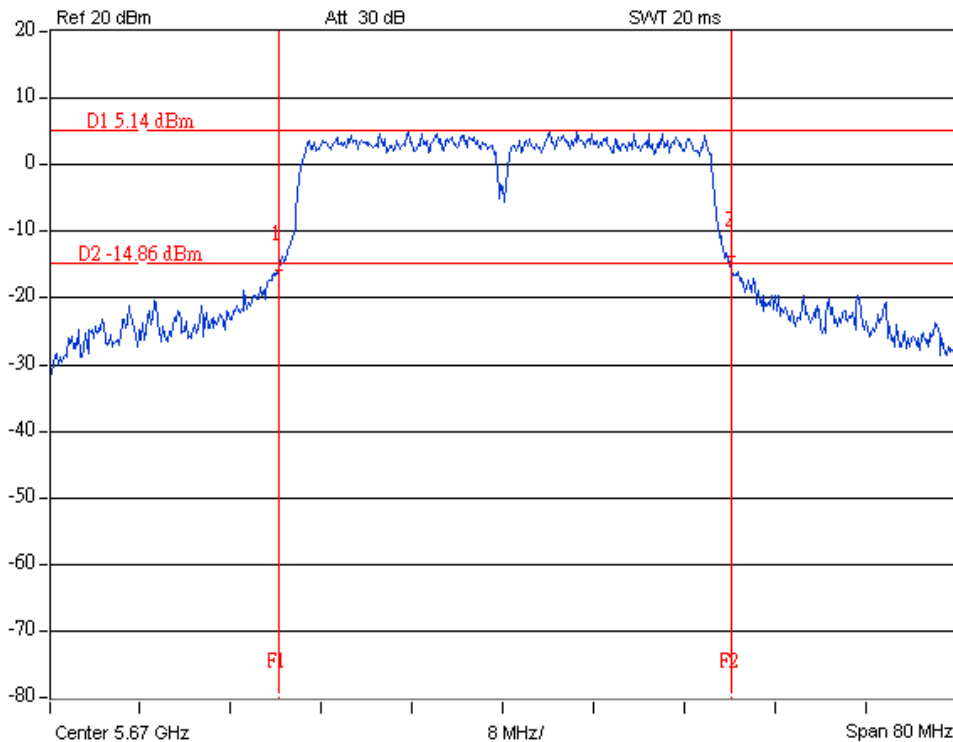
A D T

Frequency : 5670MHz

Left edge = 5650.13 >5650 MHz

RBW 200 kHz
VBW 300 kHz
SWT 20 ms
[T1]PK VIEW

Marker 1 [T1] -15.70 dBm
5.65013 GHz
Delta 2 [T1] 1.90 dB
40.00 MHz



A D T