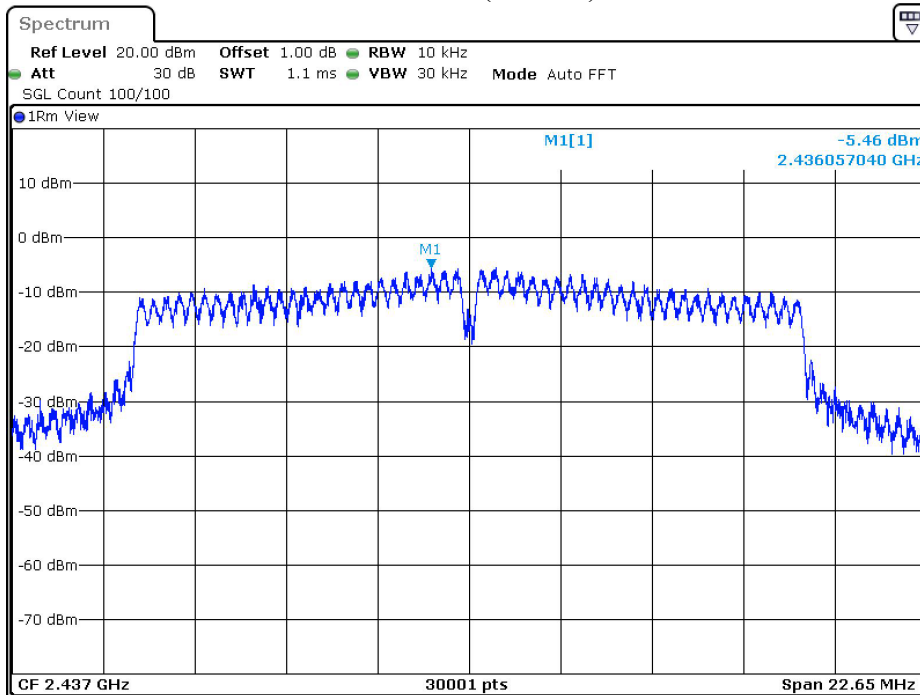


Product : Wireless Access Point
 Test Item : Power Density Data
 Test Mode : Transmit (802.11g)_Radio-1

Channel No.	Frequency (MHz)	Data Rate (Mbps)	Chain	PPSD/MHz (dBm)	Duty factor (dBm)	Total PPSD/MHz (dBm)	Limit (dBm)	Result
01	2412	6	A	-10.110	0.742	-6.383	7.8	Pass
			B	-10.160				
06	2437	6	A	-5.460	0.742	-2.121	7.8	Pass
			B	-6.330				
11	2462	6	A	-9.490	0.742	-6.240	7.8	Pass
			B	-10.560				

Note: Total PPSD/MHz = 10*log(Chain A (mW) + Chain B (mW)) + Duty factor.

Channel 06 (Chain A)



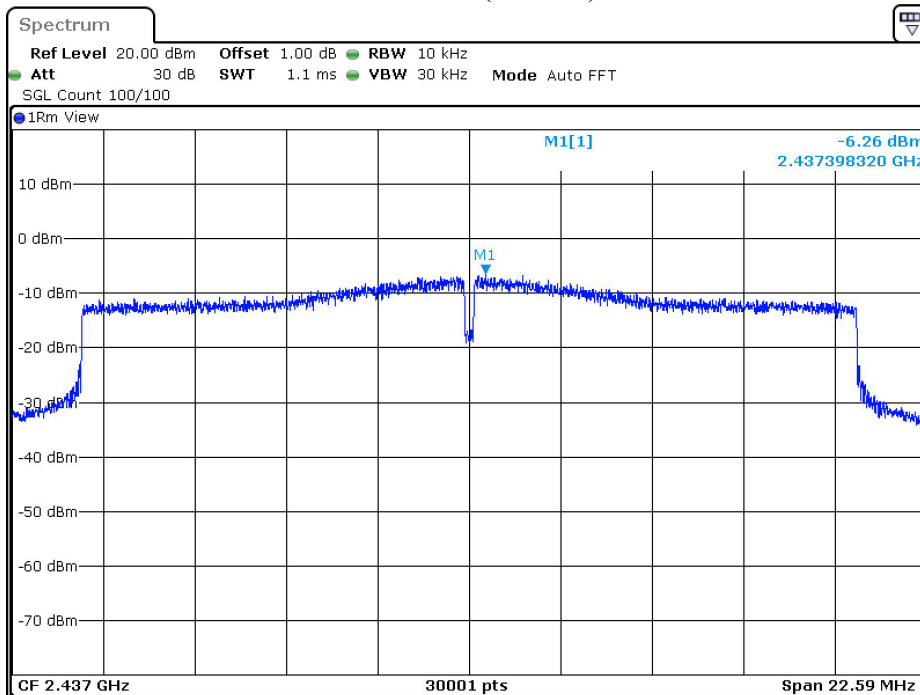
Date: 13.SEP.2023 14:53:43

Product : Wireless Access Point
 Test Item : Power Density Data
 Test Mode : Transmit (802.11ax-20 MHz)_Radio-1

Channel No.	Frequency (MHz)	Data Rate	Chain	PPSD/MHz (dBm)	Duty factor (dBm)	Total PPSD/MHz (dBm)	Limit (dBm)	Result
01	2412	MCS0	A	-13.070	0.26	-10.09	7.8	Pass
			B	-13.680				
06	2437	MCS0	A	-6.260	0.26	-3.62	7.8	Pass
			B	-7.630				
11	2462	MCS0	A	-11.710	0.26	-8.91	7.8	Pass
			B	-12.700				

Note: Total PPSD/MHz = 10*log(Chain A (mW) + Chain B (mW)) + Duty factor.

Channel 06 (Chain A)



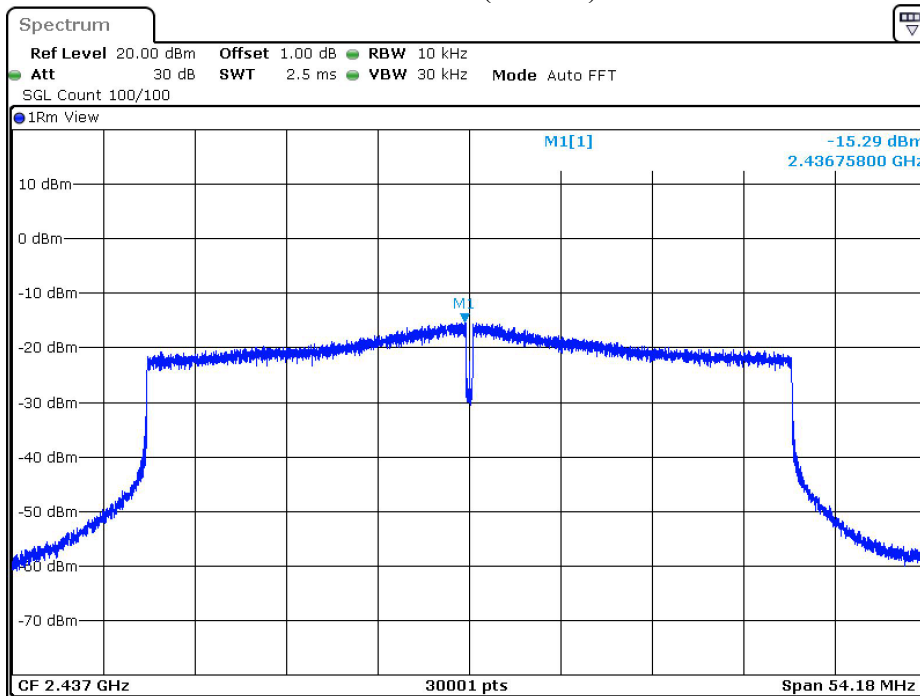
Date: 13.SEP.2023 15:12:21

Product : Wireless Access Point
 Test Item : Power Density Data
 Test Mode : Transmit (802.11ax-40 MHz)_Radio-1

Channel No.	Frequency (MHz)	Data Rate	Chain	PPSD/MHz (dBm)	Duty factor (dBm)	Total PPSD/MHz (dBm)	Limit (dBm)	Result
03	2422	MCS0	A	-18.390	0.32	-15.27	7.8	Pass
			B	-18.820				
06	2437	MCS0	A	-15.290	0.32	-12.44	7.8	Pass
			B	-16.300				
09	2452	MCS0	A	-15.390	0.32	-12.57	7.8	Pass
			B	-16.470				

Note: Total PPSD/MHz = 10*log(Chain A (mW) + Chain B (mW)) + Duty factor

Channel 06 (Chain A)

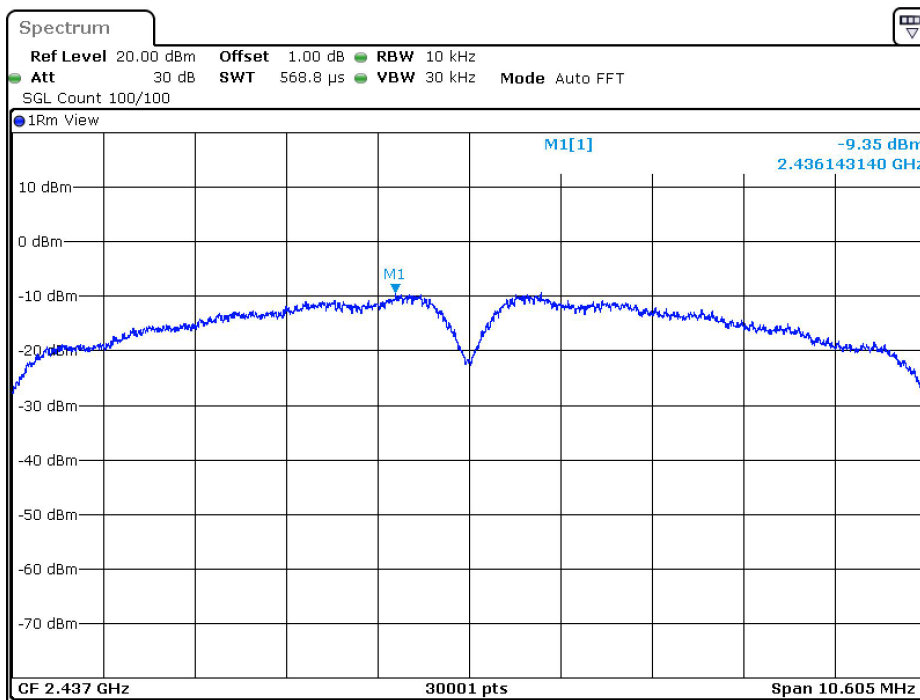


Date: 13.SEP.2023 15:24:12

Product : Wireless Access Point
 Test Item : Power Density Data
 Test Mode : Transmit (802.11b)_Radio-3

Channel No.	Frequency (MHz)	Data Rate	PPSD/MHz (dBm)	Duty factor (dBm)	Total PPSD/MHz (dBm)	Limit (dBm)	Result
03	2422	1	-9.57	0.00	-9.57	7.8	Pass
06	2437	1	-9.35	0.00	-9.35	7.8	Pass
09	2452	1	-9.61	0.00	-9.61	7.8	Pass

Channel 06

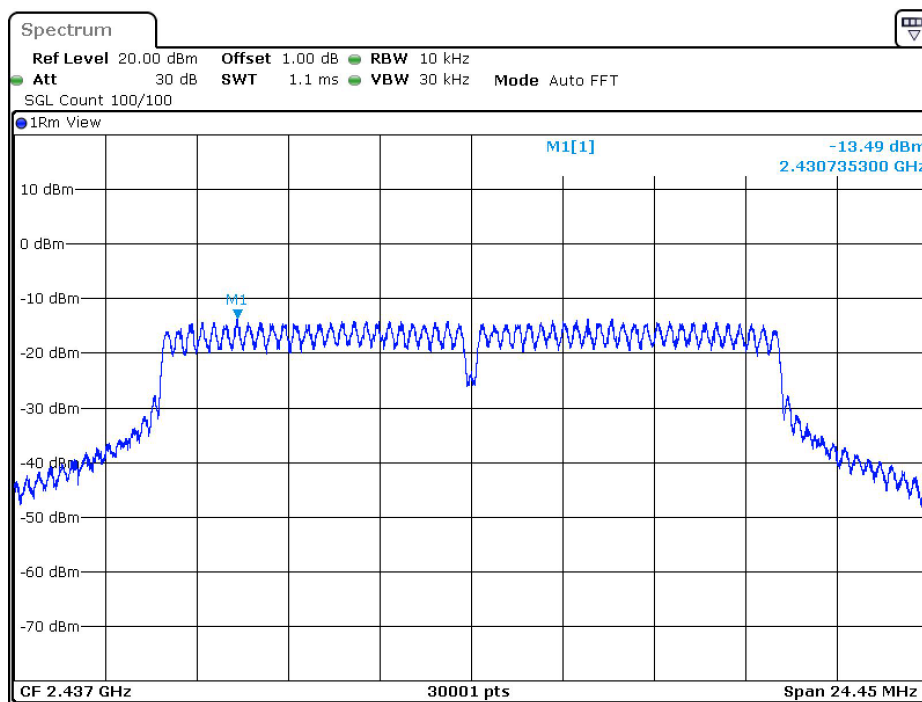


Date: 12.SEP.2023 15:33:37

Product : Wireless Access Point
 Test Item : Power Density Data
 Test Mode : Transmit (802.11g)_Radio-3

Channel No.	Frequency (MHz)	Data Rate	PPSD/MHz (dBm)	Duty factor (dBm)	Total PPSD/MHz (dBm)	Limit (dBm)	Result
03	2422	6	-14.06	0.25	-13.81	7.8	Pass
06	2437	6	-13.49	0.25	-13.24	7.8	Pass
09	2452	6	-15.72	0.25	-15.47	7.8	Pass

Channel 06

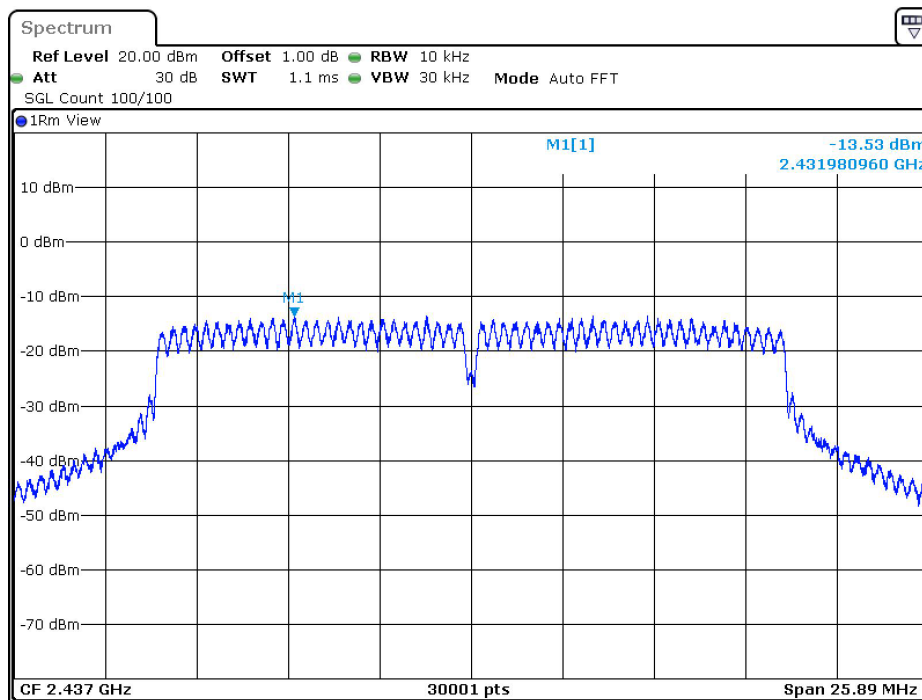


Date: 12.SEP.2023 15:44:57

Product : Wireless Access Point
 Test Item : Power Density Data
 Test Mode : Transmit (802.11ac-20 MHz)_Radio-3

Channel No.	Frequency (MHz)	Data Rate	PPSD/MHz (dBm)	Duty factor (dBm)	Total PPSD/MHz (dBm)	Limit (dBm)	Result
03	2422	HT0	-15.41	0.25	-15.16	7.8	Pass
06	2437	HT0	-13.53	0.25	-13.28	7.8	Pass
09	2452	HT0	-17.17	0.25	-16.92	7.8	Pass

Channel 06

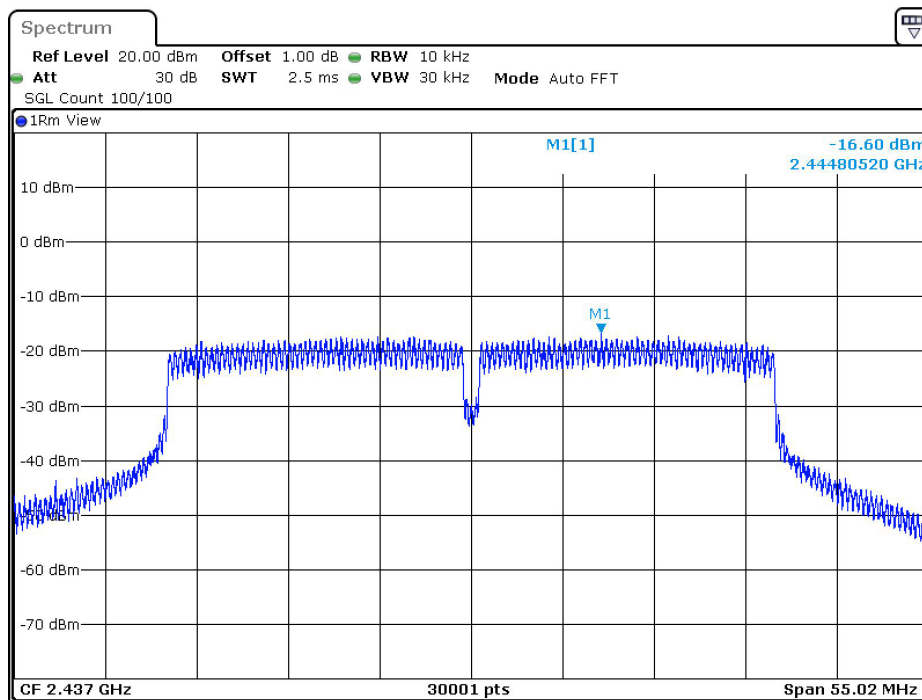


Date: 12.SEP.2023 15:53:40

Product : Wireless Access Point
 Test Item : Power Density Data
 Test Mode : Transmit (802.11ac-40 MHz)_Radio-3

Channel No.	Frequency (MHz)	Data Rate	PPSD/MHz (dBm)	Duty factor (dBm)	Total PPSD/MHz (dBm)	Limit (dBm)	Result
03	2422	HT0	-20.98	0.53	-20.45	7.8	Pass
06	2437	HT0	-16.60	0.53	-16.07	7.8	Pass
09	2452	HT0	-22.78	0.53	-22.25	7.8	Pass

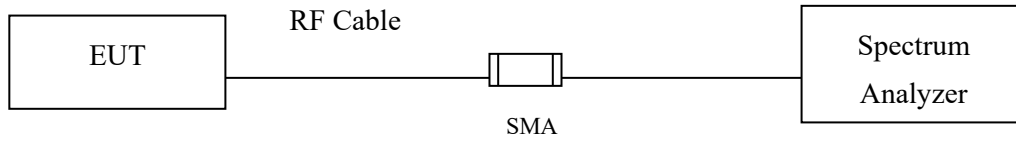
Channel 06



Date: 12.SEP.2023 16:02:34

9. Duty Cycle

9.1. Test Setup



9.2. Test Procedure

The EUT was setup according to ANSI C63.10 2013; tested according to ANSI C63.10 2013 for compliance to FCC 47CFR 15.247 requirements.

9.3. Test Result of Duty Cycle

Product : Wireless Access Point
 Test Item : Duty Cycle
 Test Mode : Transmit

Duty Cycle Formula:

$$\text{Duty Cycle} = \text{Ton} / (\text{Ton} + \text{Toff})$$

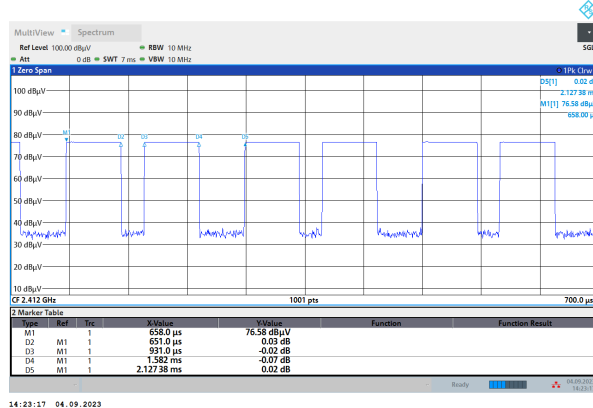
$$\text{Duty Factor} = 10 \text{ Log} (1/\text{Duty Cycle})$$

Results:

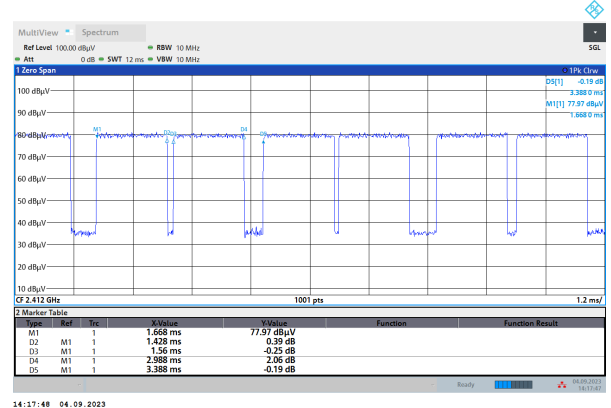
Radio 1

2.4GHz band	Ton (ms)	Ton + Toff (ms)	Duty Cycle (%)	Duty Factor (dB)
802.11b	1.3020	2.1274	61.20	2.13
802.11g	2.8560	3.3880	84.30	0.74
802.11ax-20 MHz	10.9100	11.5810	94.21	0.26
802.11ax-40 MHz	10.8800	11.7062	92.94	0.32

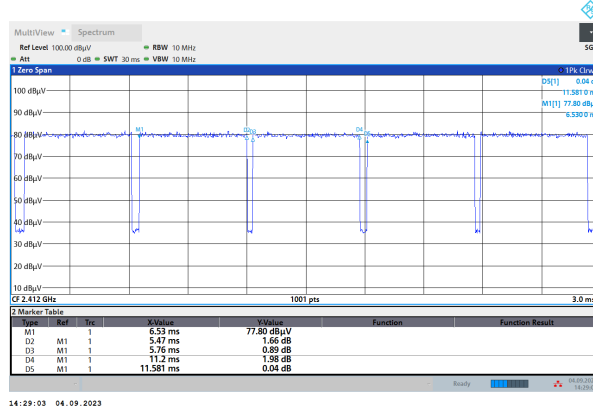
802.11b (Radio 1)



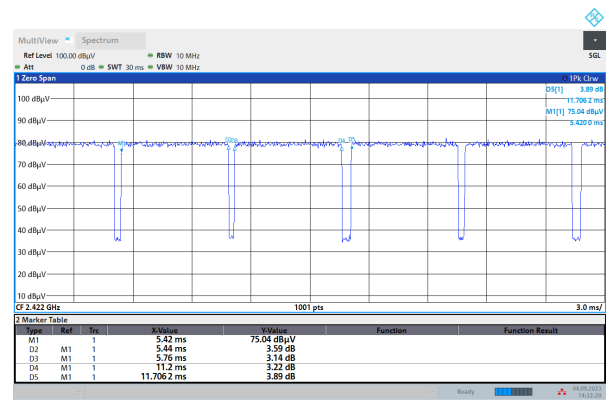
802.11g (Radio 1)



802.11ax-20 MHz (Radio 1)



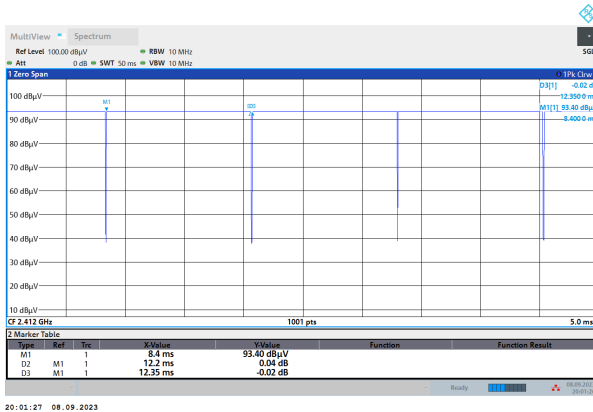
802.11ax-40 MHz (Radio 1)



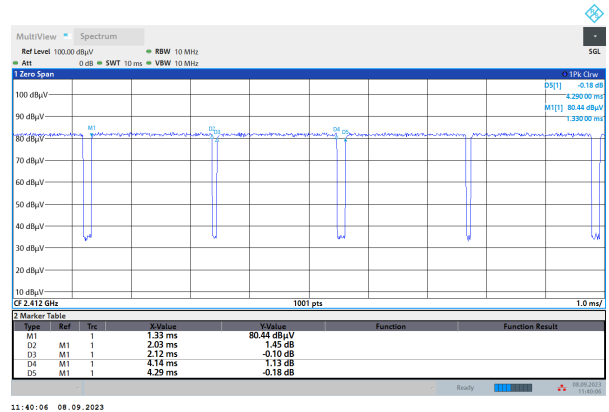
Radio 3

2.4GHz band	Ton (ms)	Ton + Toff (ms)	Duty Cycle (%)	Duty Factor (dB)
802.11b	12.2000	12.3500	98.79	0.05
802.11g	4.0500	4.2900	94.41	0.25
802.11ac-20 MHz	3.8000	4.0261	94.38	0.25
802.11ac-40 MHz	1.8650	2.1050	88.60	0.53

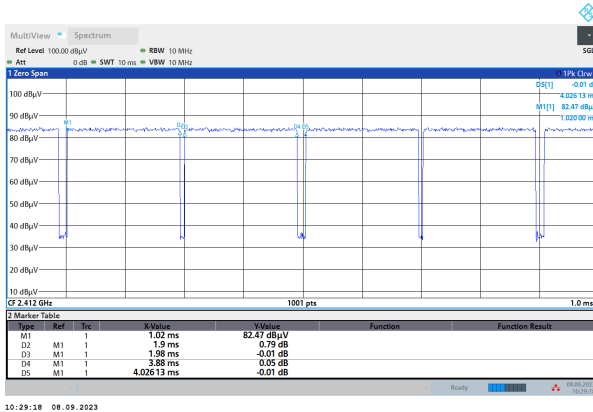
802.11b (Radio 3)



802.11g (Radio 3)



802.11ac-20 MHz (Radio 3)



802.11ac-40 MHz (Radio 3)

