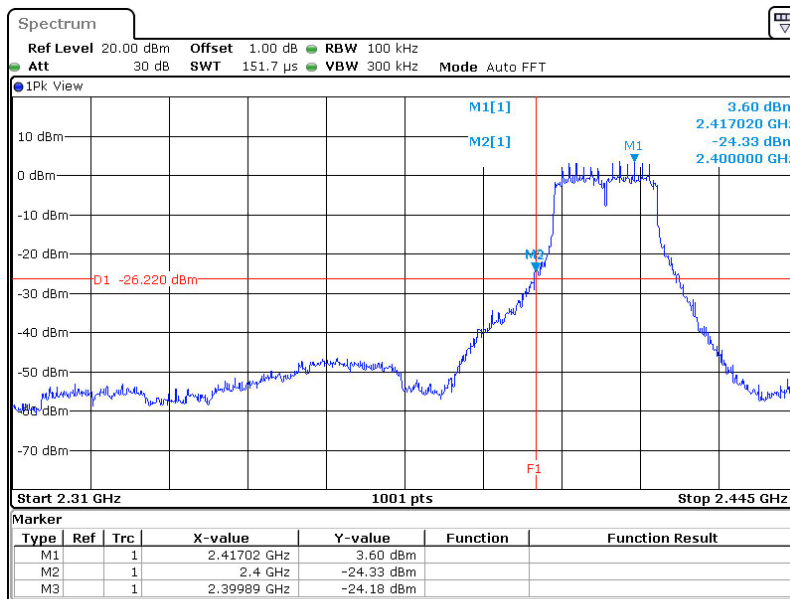


Product : Wireless Access Point
 Test Item : Band Edge
 Test Mode : Transmit (802.11ac-20 MHz)_Radio-3
 Test Date : 2023/09/12

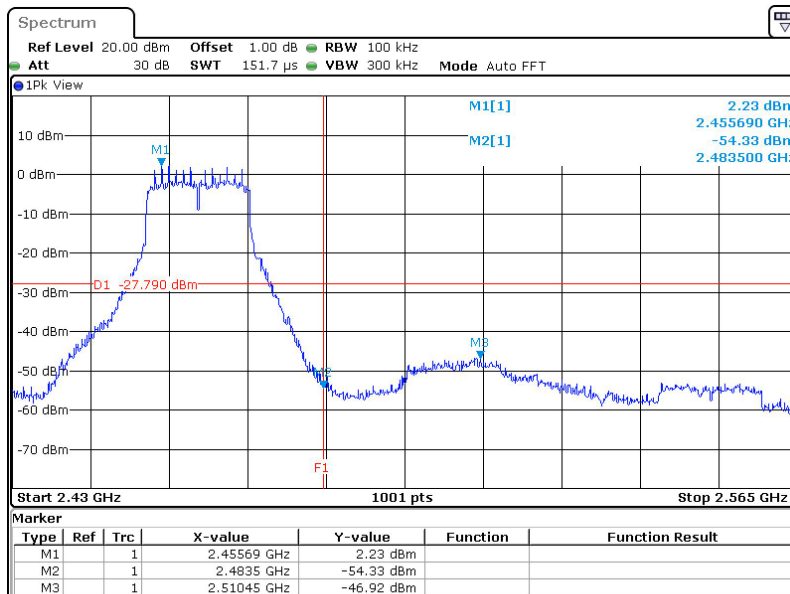
Measurement Level Δ (dB)	Result
> 20	PASS

Channel 01



Date: 12.SEP.2023 15:51:50

Channel 11

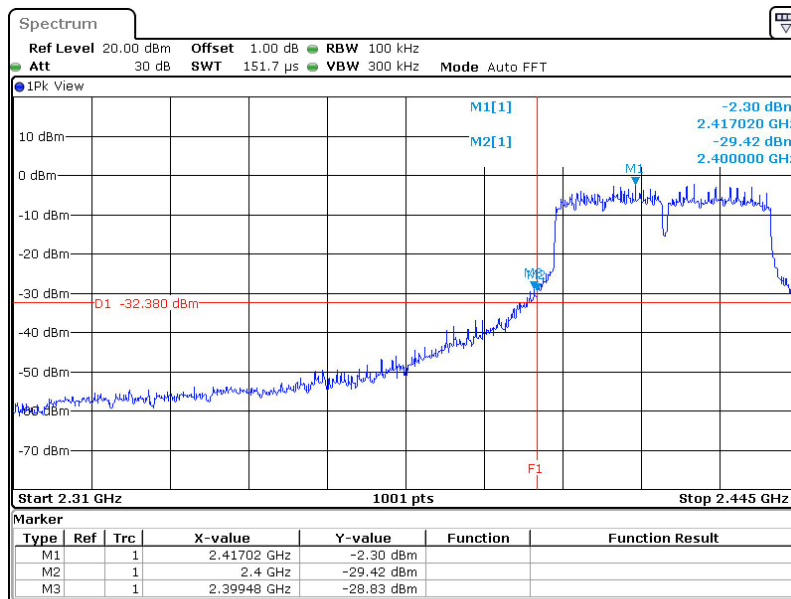


Date: 12.SEP.2023 15:55:54

Product : Wireless Access Point
 Test Item : Band Edge
 Test Mode : Transmit (802.11ac-40 MHz)_Radio-3
 Test Date : 2023/09/12

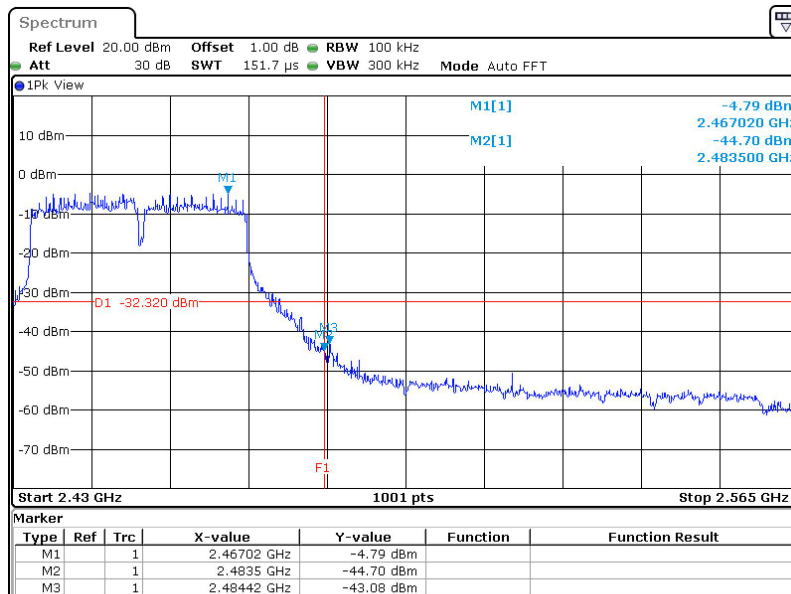
Measurement Level Δ (dB)	Result
> 20	PASS

Channel 03



Date: 12.SEP.2023 15:59:40

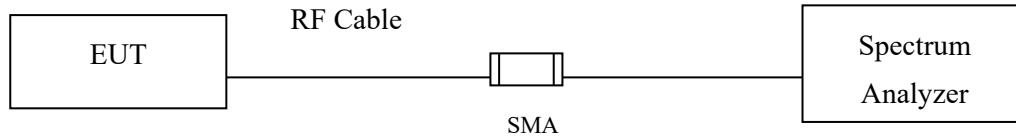
Channel 11



Date: 12.SEP.2023 16:04:39

7. 6dB Bandwidth

7.1. Test Setup



7.2. Limits

The minimum bandwidth shall be at least 500 kHz.

7.3. Test Procedure

The EUT was setup according to ANSI C63.4, 2014; tested according to ANSI C63.10 Section 11.8 for compliance to FCC 47CFR 15.247 requirements.

7.4. Test Result of 6dB Bandwidth

Product : Wireless Access Point
 Test Item : 6dB Bandwidth Data
 Test Mode : Transmit (802.11b)_Radio-1

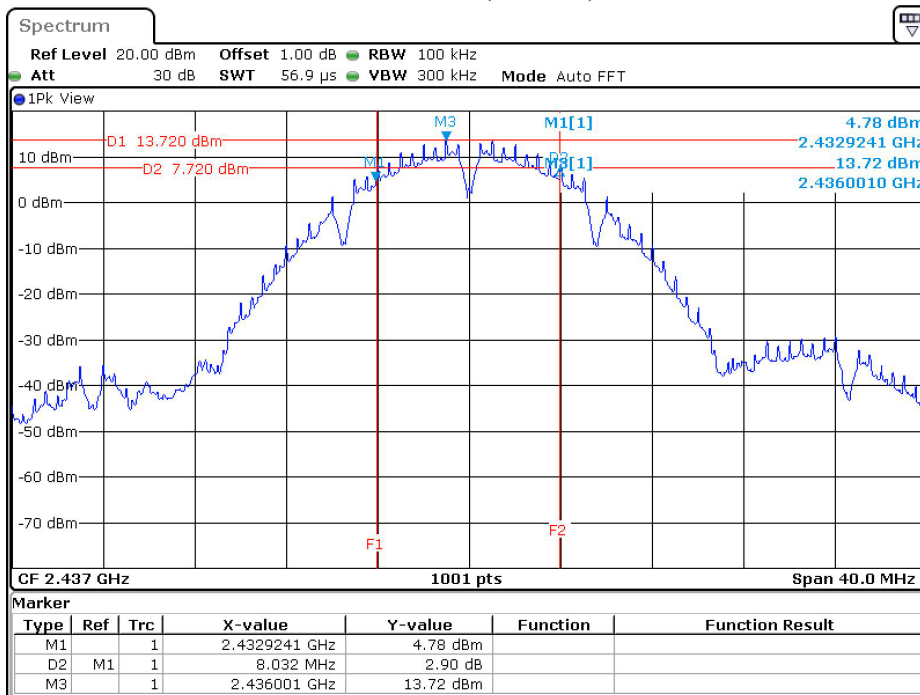
Chain A

Channel No.	Frequency (MHz)	Measurement Level (kHz)	Required Limit (kHz)	Result
01	2412	8072	>500	Pass
06	2437	8032	>500	Pass
11	2462	8072	>500	Pass

Chain B

Channel No.	Frequency (MHz)	Measurement Level (kHz)	Required Limit (kHz)	Result
01	2412	8072	>500	Pass
06	2437	8032	>500	Pass
11	2462	8072	>500	Pass

Channel 06 (Chain A)



Date: 13.SEP.2023 14:29:43

Product : Wireless Access Point
 Test Item : 6dB Bandwidth Data
 Test Mode : Transmit (802.11g)_Radio-1

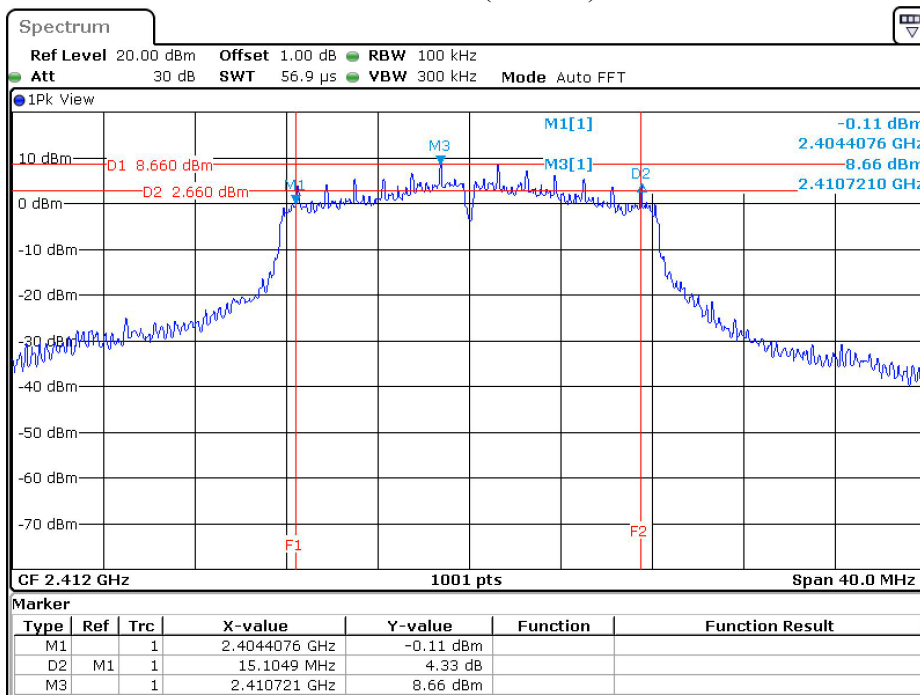
Chain A

Channel No.	Frequency (MHz)	Measurement Level (kHz)	Required Limit (kHz)	Result
01	2412	15105	>500	Pass
06	2437	15105	>500	Pass
11	2462	15105	>500	Pass

Chain B

Channel No.	Frequency (MHz)	Measurement Level (kHz)	Required Limit (kHz)	Result
01	2412	15065	>500	Pass
06	2437	15065	>500	Pass
11	2462	15065	>500	Pass

Channel 01 (Chain A)



Date: 13.SEP.2023 14:51:28

Product : Wireless Access Point
 Test Item : 6dB Bandwidth Data
 Test Mode : Transmit (802.11ax-20 MHz)_Radio-1

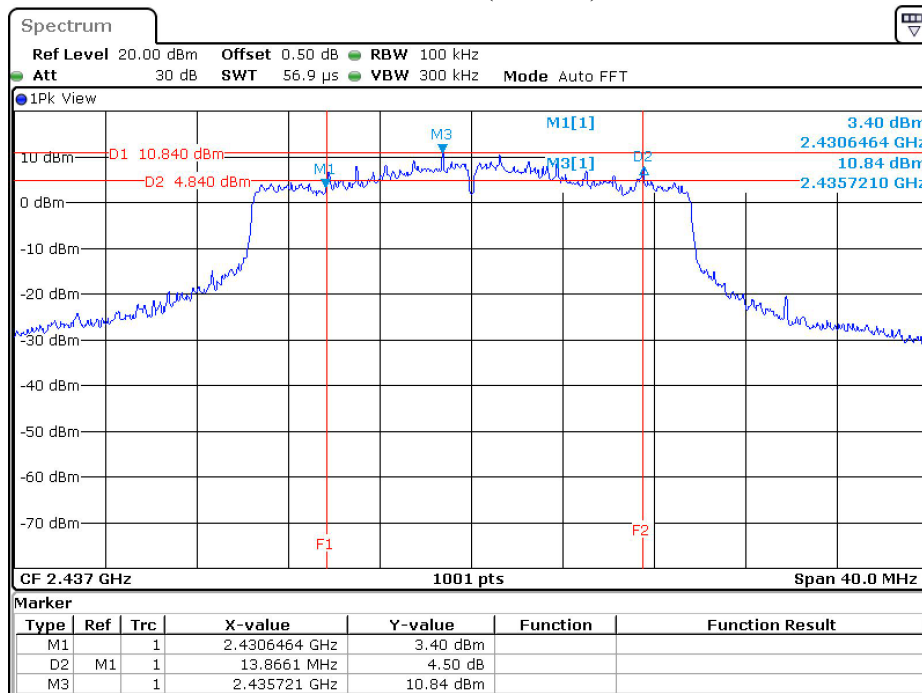
Chain A

Channel No.	Frequency (MHz)	Measurement Level (kHz)	Required Limit (kHz)	Result
01	2412	15025	>500	Pass
06	2437	15065	>500	Pass
11	2462	13866	>500	Pass

Chain B

Channel No.	Frequency (MHz)	Measurement Level (kHz)	Required Limit (kHz)	Result
01	2412	16943	>500	Pass
06	2437	13866	>500	Pass
11	2462	15105	>500	Pass

Channel 06 (Chain B)



Date: 13.SEP.2023 15:09:58

Product : Wireless Access Point
 Test Item : 6dB Bandwidth Data
 Test Mode : Transmit (802.11ax-40 MHz)_Radio-1

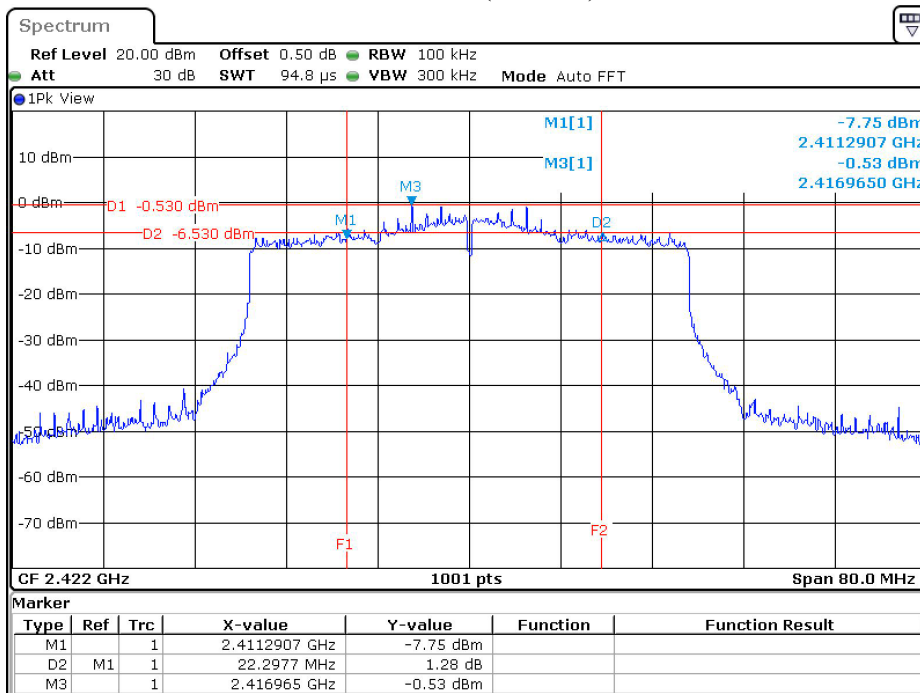
Chain A

Channel No.	Frequency (MHz)	Measurement Level (kHz)	Required Limit (kHz)	Result
03	2422	35005	>500	Pass
06	2437	36124	>500	Pass
09	2452	35644	>500	Pass

Chain B

Channel No.	Frequency (MHz)	Measurement Level (kHz)	Required Limit (kHz)	Result
03	2422	22298	>500	Pass
06	2437	37562	>500	Pass
09	2452	33806	>500	Pass

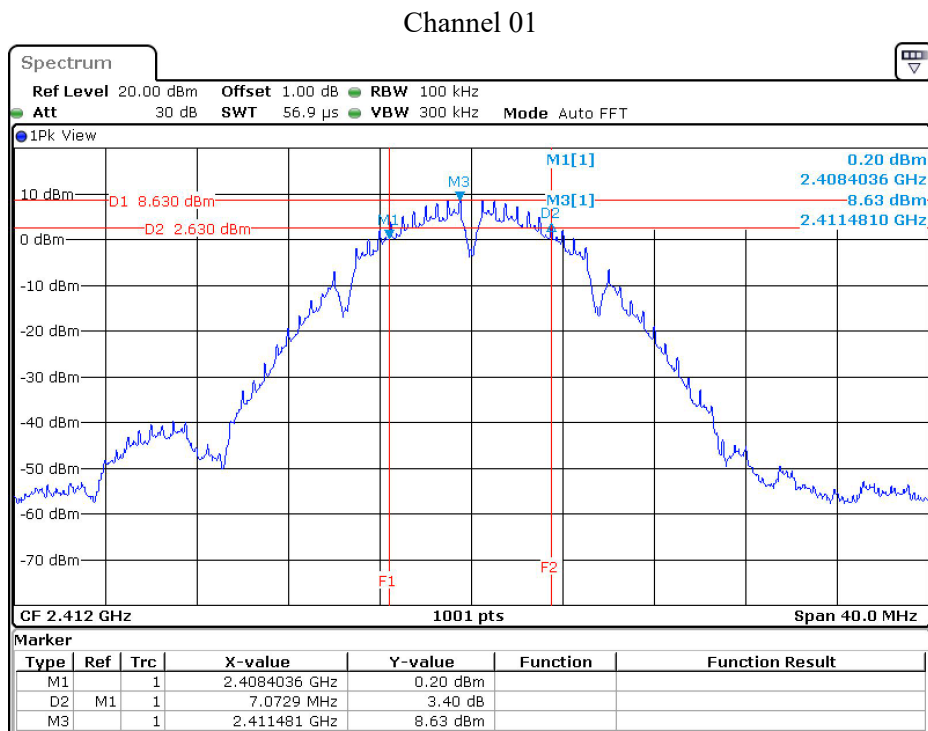
Channel 06 (Chain B)



Date: 13.SEP.2023 15:19:25

Product : Wireless Access Point
 Test Item : 6dB Bandwidth Data
 Test Mode : Transmit (802.11b)_Radio-3

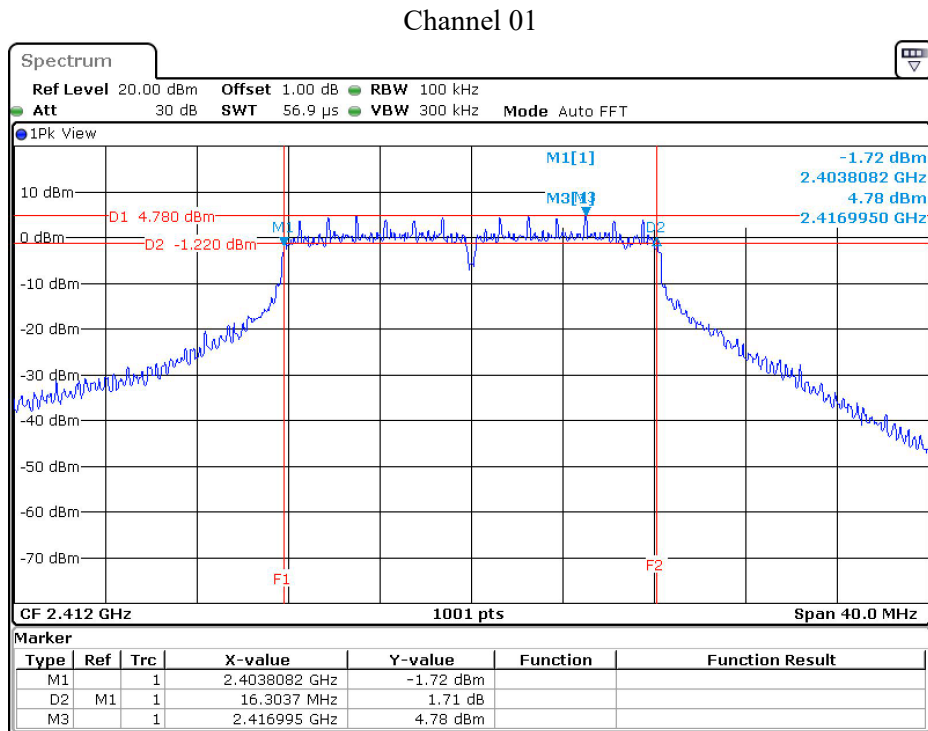
Channel No.	Frequency (MHz)	Measurement Level (kHz)	Required Limit (kHz)	Result
01	2412	7073	>500	Pass
06	2437	7073	>500	Pass
11	2462	7073	>500	Pass



Date: 12.SEP.2023 15:31:04

Product : Wireless Access Point
 Test Item : 6dB Bandwidth Data
 Test Mode : Transmit (802.11g)_Radio-3

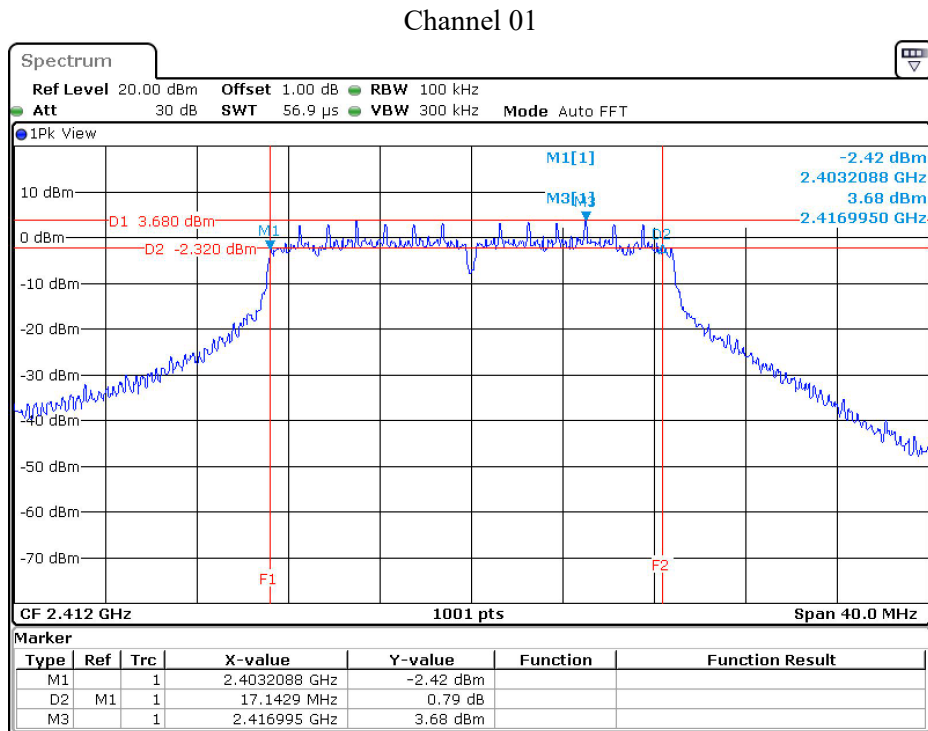
Channel No.	Frequency (MHz)	Measurement Level (kHz)	Required Limit (kHz)	Result
01	2412	16304	>500	Pass
06	2437	16304	>500	Pass
11	2462	16304	>500	Pass



Date: 12.SEP.2023 15:42:33

Product : Wireless Access Point
 Test Item : 6dB Bandwidth Data
 Test Mode : Transmit (802.11ac-20 MHz)_Radio-3

Channel No.	Frequency (MHz)	Measurement Level (kHz)	Required Limit (kHz)	Result
01	2412	17143	>500	Pass
06	2437	17263	>500	Pass
11	2462	17503	>500	Pass

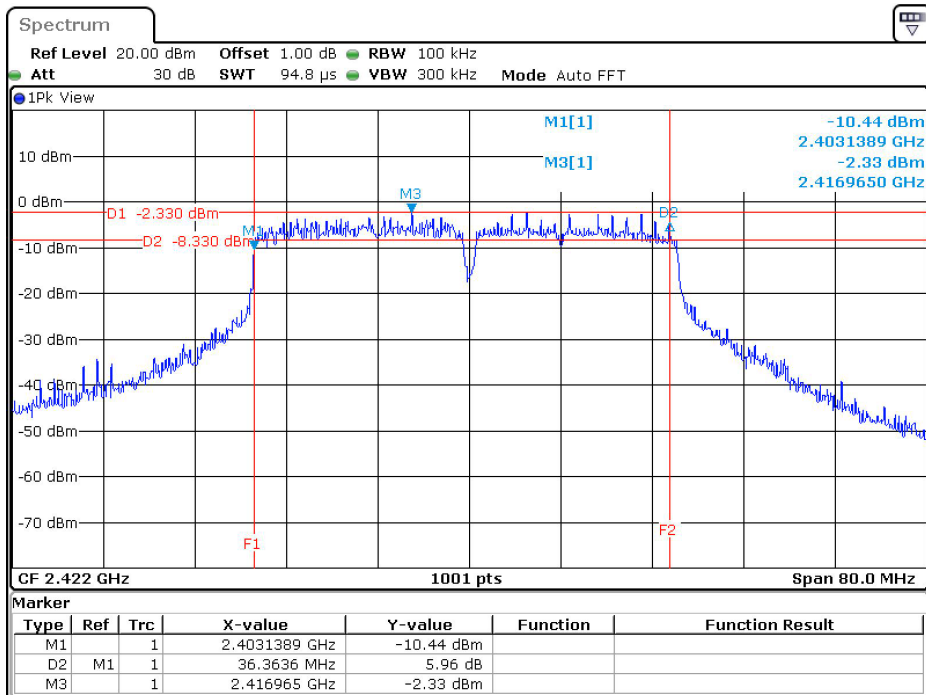


Date: 12.SEP.2023 15:51:12

Product : Wireless Access Point
 Test Item : 6dB Bandwidth Data
 Test Mode : Transmit (802.11ac-40 MHz)_Radio-3

Channel No.	Frequency (MHz)	Measurement Level (kHz)	Required Limit (kHz)	Result
03	2422	36364	>500	Pass
06	2437	36683	>500	Pass
09	2452	36603	>500	Pass

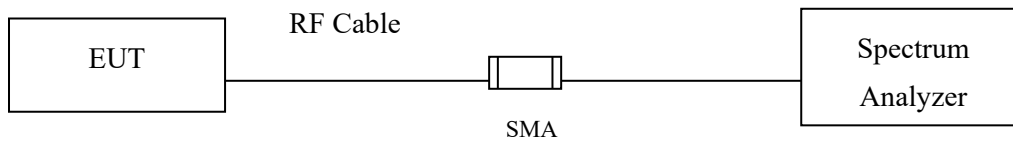
Channel 03



Date: 12.SEP.2023 15:59:01

8. Power Density

8.1. Test Setup



8.2. Limits

The transmitted power density averaged over any 1 second interval shall not be greater +8 dBm in any 3 kHz bandwidth.

8.3. Test Procedure

The EUT was setup according to ANSI C63.10, 2013; tested according to DTS test procedure of KDB 558074 for compliance to FCC 47CFR 15.247 requirements.

The maximum power spectral density using C63.10 Section 11.10.2 Method PKPSD (peak PSD)

The maximum power density shall be reduced by the amount in dB that the directional gain of the antenna exceeds 6 dBi.

2400MHz: Directional gain = 6.2 dBi, Limit= 7.8 dBm

Directional gain = $10 \log[(10G1/20 + 10G2/20)^2 / NANT]$ dBi

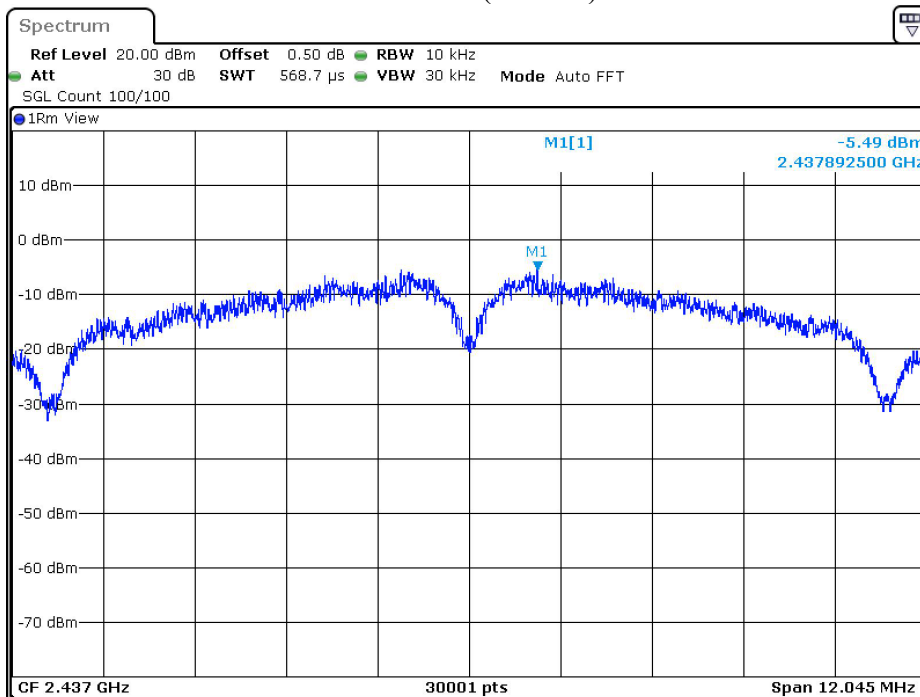
8.4. Test Result of Power Density

Product : Wireless Access Point
 Test Item : Power Density Data
 Test Mode : Transmit (802.11b)_Radio-1

Channel No.	Frequency (MHz)	Data Rate (Mbps)	Chain	PPSD/MHz (dBm)	Duty factor (dBm)	Total PPSD/MHz (dBm)	Limit (dBm)	Result
01	2412	1	A	-5.820	2.132	-0.810	7.8	Pass
			B	-6.090				
06	2437	1	A	-5.630	2.132	-0.417	7.8	Pass
			B	-5.490				
11	2462	1	A	-6.420	2.132	-2.012	7.8	Pass
			B	-8.040				

Note: Total PPSD/MHz = 10*log(Chain A (mW) + Chain B (mW)) + Duty factor.

Channel 06 (Chain B)



Date: 13.SEP.2023 14:28:12