



## **Appendix D. Photographs of EUT and Setup**

# FCC SAR Test Report

## <Photographs of EUT>



**Phone + Ant-1 – Front View**




**Phone + Ant-1 – Rear View**



**Phone + Ant-2 – Front View**




**Phone + Ant-2 – Rear View**



# FCC SAR Test Report

## <Photographs of SAR Setup>



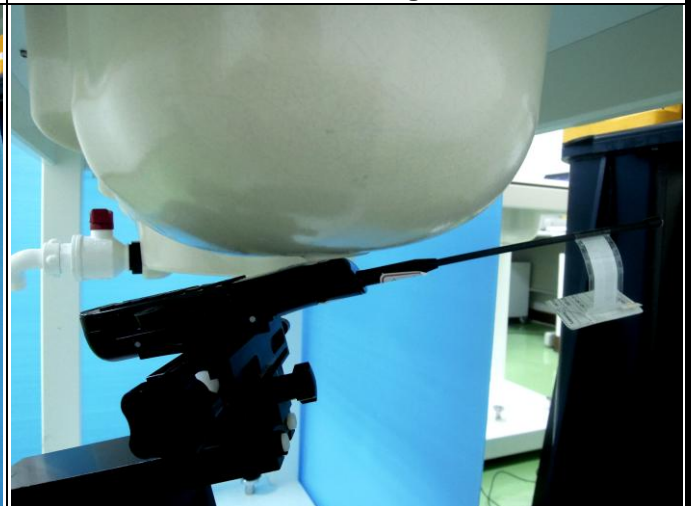
Phone + Ant-1 – Right Cheek




Phone + Ant-1 – Right Tilted



Phone + Ant-1 – Left Cheek



Phone + Ant-1 – Left Tilted




Phone + Ant-1 – Front Face with 1.5 cm Gap



Phone + Ant-1 – Rear Face with 1.5 cm Gap




# FCC SAR Test Report




Phone + Ant-2 – Right Cheek




Phone + Ant-2 – Right Tilted




Phone + Ant-2 – Left Cheek



Phone + Ant-2 – Left Tilted



Phone + Ant-2 – Front Face with 1.5 cm Gap



Phone + Ant-2 – Rear Face with 1.5 cm Gap