

Measurement Results

1-6369/18-03-07_log1_conducted

[Test logging](#)

This addendum is electronically signed and valid without handwritten signature.
For verification of the electronic signatures, the public keys can be requested at the testing laboratory.

Document authorized:

Mihail Dorongovskij
Lab Manager
Radio Communications & EMC

Table of Content

IUT Summary	3
1. FCC Part 15.247 Maximum Peak Conducted Output Power DTS BT LE 1 Msps	4
2. FCC Part 15.247 Bandwidth 6dB DTS BT LE 1 Msps	11
3. FCC Part 15.247 Peak Power Spectral Density DTS BT LE 1 Msps	15
4. FCC Part 15.247 Bandwidth 99PCT - 20dB BT LE 1 Msps	19
5. FCC Part 15.247 TX Spurious Conducted BT LE 1 Msps	27

IUT Summary

IUT DEFINITION	
Manufacturer	Oticon A/S
Type	Oticon BTE UP
Serial No.	NI
Setup No.	NI
SW Version	IP712a
HW Version	final LAB
Comment 1	NI
Comment 2	NI

IUT Common Settings	
Tlow [°C]	0
Tmid [°C]	20
Thigh [°C]	40
Vlow [V]	1.1
Vmid [V]	1.4
Vhigh [V]	1.4
Imax [A]	1
Auto Control enabled Power Supply Climatic Box	Yes No
Antenna Gain [dBi]	0
Additional Path Loss [dB]	0.8

IUT Common Settings BT Low Energy	
Intermodulation Value N	3
Image Freq. Low Mid High [MHz]	-2 -2 -2
Power Class	2
1 Mbps supported	True TXpayload 255 RXpayload 128
2 Mbps supported	False TXpayload 255 RXpayload 255
Longrange S8 supported	False TXpayload 255 RXpayload 255
Longrange S2 supported	False TXpayload 255 RXpayload 255
Signaling Settings	USB_RS232 HCI 7 B96K None S1 None On
Signaling RF Settings	RF1com 0 0 On
User Interaction	No
Switch Matrix & Pathcompensation enabled	Yes

1. FCC Part 15.247 Maximum Peak Conducted Output Power DTS BT LE 1 Msps

Test References	
TC Start	17.01.2019 13:29:59
System Version	1.0.0.13
Test Specification	FCC Part 15.247
Test Method	DTS: KDB 558074 D01 V05 - Chapter 8.3.1.1 RBW \geq DTS Bandwidth
Class / TC Version / TC ID	TC_VM_FCC15247_Maximum_Peak_Conducted_Output_Power_DTS_V01 Version: 0.0.1 TCID_FCC15247_3
My Description	FCC 15.247 Maximum Peak Output Power Conducted DTS - BT LE 1 Msps
Add. Information	

Test Parameter	
Technology to test	BT LE 1 Msps
Antenna Port used	1
Temperature	mid
Voltage	mid
Frequency low to test	True Freq [MHz] 2402
Frequency mid to test	True Freq [MHz] 2440
Frequency high to test	True Freq [MHz] 2480
Pattern	PRBS9
Switched Path	IUT - SignalingUnit - SpectrumAnalyzer
Devices in use	SigBT: Rohde&Schwarz,CMW,1201.0002k75/100683,3.7.70 SA: Rohde&Schwarz,FSV-30,1321.3008K30/103809,3.40

Test at TX 2402 MHz

RESULT: DTM Connection check

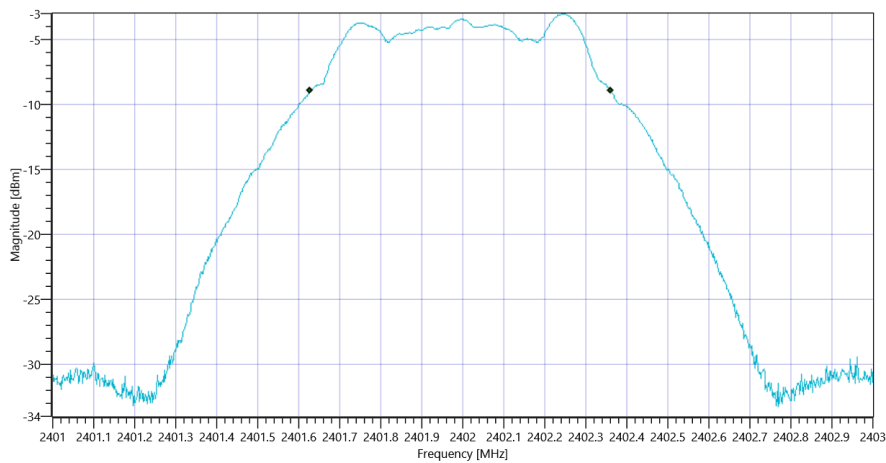
Test Description	Lower Limit	Upper Limit	Measured	Unit	Verdict
Connection result	---	---	---	--	PASS

READ SA SETTINGS:

Ref. Level [dBm]	2.69
Ref. Lev. offs [dB]	10.59
Input Attenuation [dB]	10
Freq. Start [MHz]	2401.000
Freq. Stop [MHz]	2403.000
Resolution BW. [MHz]	0.100000
Video BW. [MHz]	0.300000
Detector	POS
Sweep Time [ms]	1000
Sweep Points/Section	1001
Sweep Count	10
Sweep Mode	MAXH
Used Sweep Type	SWE

RESULT: DTS Bandwidth

Test Description	Lower Limit	Upper Limit	Measured	Unit	Verdict
DTS Bandwidth (6dB)	---	---	0.732	MHz	Information

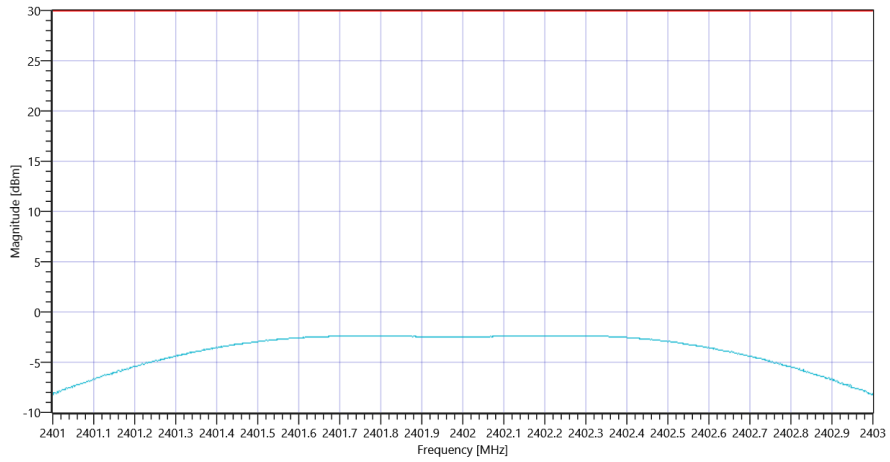


Plot_FCC Part 15.247 Maximum Peak Conducted Output Power DTS BT LE 1 Msps DTS BW _17012019_133026.png

READ SA SETTINGS:

Ref. Level [dBm]	7.69
Ref. Lev. offs [dB]	10.59
Input Attenuation [dB]	15
Freq. Start [MHz]	2401.000
Freq. Stop [MHz]	2403.000
Resolution BW. [MHz]	1.000000
Video BW. [MHz]	5.000000
Detector	POS
Sweep Time [ms]	1000
Sweep Points/Section	1001
Sweep Count	10
Sweep Mode	MAXH
Used Sweep Type	SWE

RESULT: TC_VM_FCC15247_Maximum_Peak_Conducted_Output_Power_DTS_V01					
Test Description	Lower Limit	Upper Limit	Measured	Unit	Verdict
Peak Power	--	30.00	-2.35	dBm	PASS
Peak Power	--	1000	0.582103	mW	PASS
Frequency at Peak	--	--	2402.274	MHz	Information



Plot_FCC Part 15.247 Maximum Peak Conducted Output Power DTS BT LE 1 Msps_17012019_133041.png

Test at TX 2440 MHz

RESULT: DTM Connection check

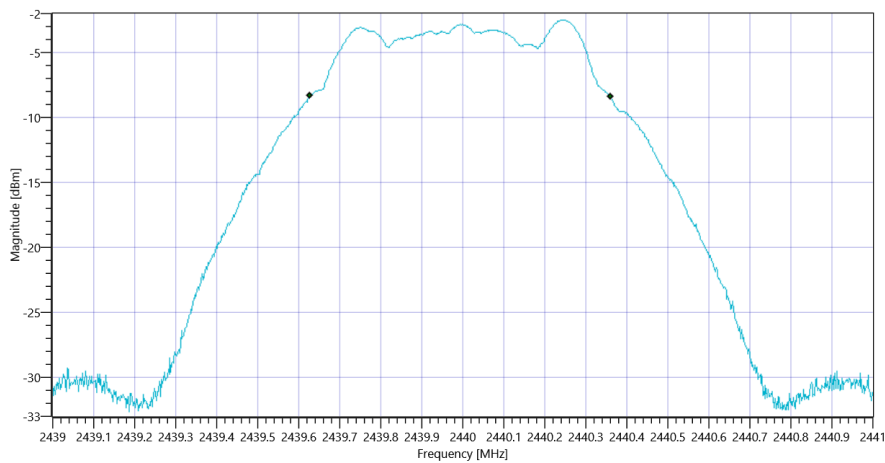
Test Description	Lower Limit	Upper Limit	Measured	Unit	Verdict
Connection result	--	--	--	--	PASS

READ SA SETTINGS:

Ref. Level [dBm]	3.28
Ref. Lev. offs [dB]	10.71
Input Attenuation [dB]	10
Freq. Start [MHz]	2439.000
Freq. Stop [MHz]	2441.000
Resolution BW. [MHz]	0.100000
Video BW. [MHz]	0.300000
Detector	POS
Sweep Time [ms]	1000
Sweep Points/Section	1001
Sweep Count	10
Sweep Mode	MAXH
Used Sweep Type	SWE

RESULT: DTS Bandwidth

Test Description	Lower Limit	Upper Limit	Measured	Unit	Verdict
DTS Bandwidth (6dB)	--	--	0.732	MHz	Information

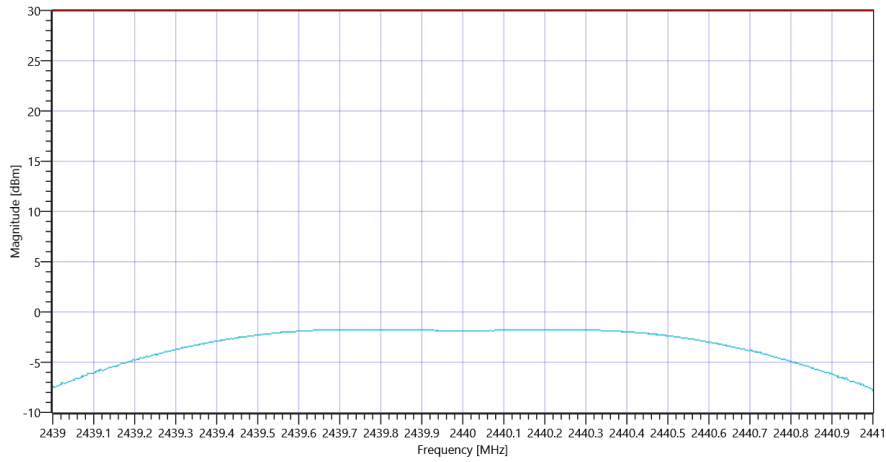


Plot_FCC Part 15.247 Maximum Peak Conducted Output Power DTS BT LE 1 Msps DTS BW _17012019_133105.png

READ SA SETTINGS:

Ref. Level [dBm]	8.28
Ref. Lev. offs [dB]	10.71
Input Attenuation [dB]	15
Freq. Start [MHz]	2439.000
Freq. Stop [MHz]	2441.000
Resolution BW. [MHz]	1.000000
Video BW. [MHz]	5.000000
Detector	POS
Sweep Time [ms]	1000
Sweep Points/Section	1001
Sweep Count	10
Sweep Mode	MAXH
Used Sweep Type	SWE

RESULT: TC_VM_FCC15247_Maximum_Peak_Conducted_Output_Power_DTS_V01					
Test Description	Lower Limit	Upper Limit	Measured	Unit	Verdict
Peak Power	--	30.00	-1.74	dBm	PASS
Peak Power	--	1000	0.669885	mW	PASS
Frequency at Peak	--	--	2439.762	MHz	Information



Plot_FCC Part 15.247 Maximum Peak Conducted Output Power DTS BT LE 1 Msps_17012019_133119.png

Test at TX 2480 MHz

RESULT: DTM Connection check

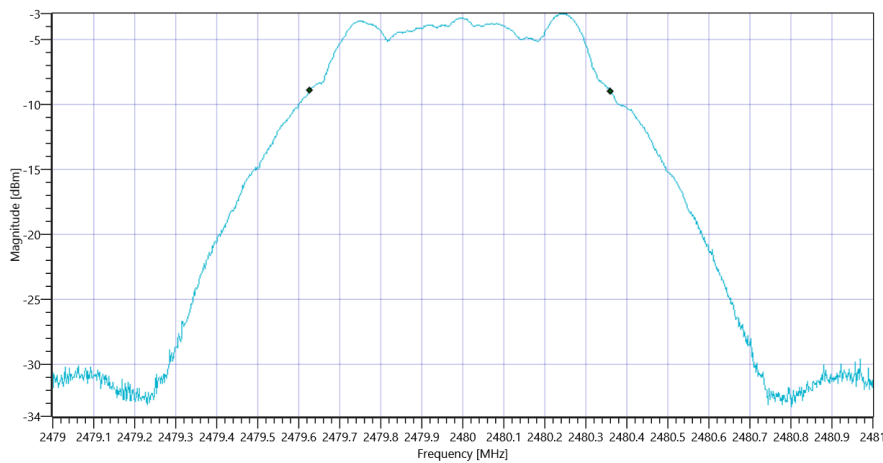
Test Description	Lower Limit	Upper Limit	Measured	Unit	Verdict
Connection result	---	---	---	--	PASS

READ SA SETTINGS:

Ref. Level [dBm]	2.82
Ref. Lev. offs [dB]	10.76
Input Attenuation [dB]	10
Freq. Start [MHz]	2479.000
Freq. Stop [MHz]	2481.000
Resolution BW. [MHz]	0.100000
Video BW. [MHz]	0.300000
Detector	POS
Sweep Time [ms]	1000
Sweep Points/Section	1001
Sweep Count	10
Sweep Mode	MAXH
Used Sweep Type	SWE

RESULT: DTS Bandwidth

Test Description	Lower Limit	Upper Limit	Measured	Unit	Verdict
DTS Bandwidth (6dB)	---	---	0.732	MHz	Information



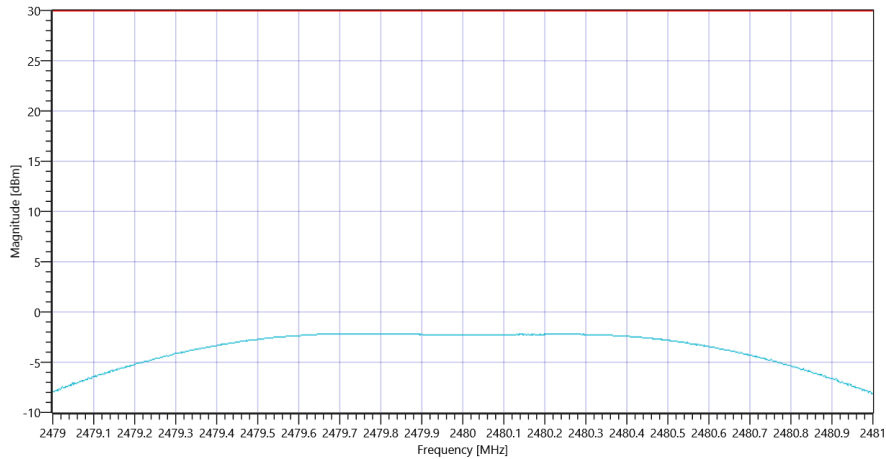
Plot_FCC Part 15.247 Maximum Peak Conducted Output Power DTS BT LE 1 Msps DTS BW _17012019_133144.png

READ SA SETTINGS:

Ref. Level [dBm]	7.82
Ref. Lev. offs [dB]	10.76
Input Attenuation [dB]	15
Freq. Start [MHz]	2479.000
Freq. Stop [MHz]	2481.000
Resolution BW. [MHz]	1.000000
Video BW. [MHz]	5.000000
Detector	POS
Sweep Time [ms]	1000
Sweep Points/Section	1001
Sweep Count	10
Sweep Mode	MAXH
Used Sweep Type	SWE

RESULT: TC_VM_FCC15247_Maximum_Peak_Conducted_Output_Power_DTS_V01

Test Description	Lower Limit	Upper Limit	Measured	Unit	Verdict
Peak Power	--	30.00	-2.17	dBm	PASS
Peak Power	--	1000	0.606736	mW	PASS
Frequency at Peak	--	--	2479.746	MHz	Information



Plot_FCC Part 15.247 Maximum Peak Conducted Output Power DTS BT LE 1 Msps_17012019_133158.png

TEST FINISHED

General Verdict

17.01.2019 13:31:58 / RT: 119 s

PASS

2. FCC Part 15.247 Bandwidth 6dB DTS BT LE 1 Msp/s

Test References	
TC Start	17.01.2019 13:32:00
System Version	1.0.0.13
Test Specification	FCC Part 15.247
Test Method	DTS: KDB 558074 D01 V05 - Chapter 8.2 DTS Bandwidth
Class / TC Version / TC ID	TC_VM_FCC15247_Bandwidth_6dB_DTS_V01 Version: 0.0.1 TCID_FCC15247_1
My Description	FCC 15.247 Bandwidth 6dB DTS - BT LE 1 Msp/s
Add. Information	

Test Parameter	
Technology to test	BT LE 1 Msp/s
Antenna Port used	1
Temperature	mid
Voltage	mid
Frequency low to test	True Freq [MHz] 2402
Frequency mid to test	True Freq [MHz] 2440
Frequency high to test	True Freq [MHz] 2480
Pattern	PRBS9
Switched Path	IUT - SignalingUnit - SpectrumAnalyzer
Devices in use	SigBT: Rohde&Schwarz,CMW,1201.0002k75/100683,3.7.70 SA: Rohde&Schwarz,FSV-30,1321.3008K30/103809,3.40

Test at TX 2402 MHz

RESULT: DTM Connection check

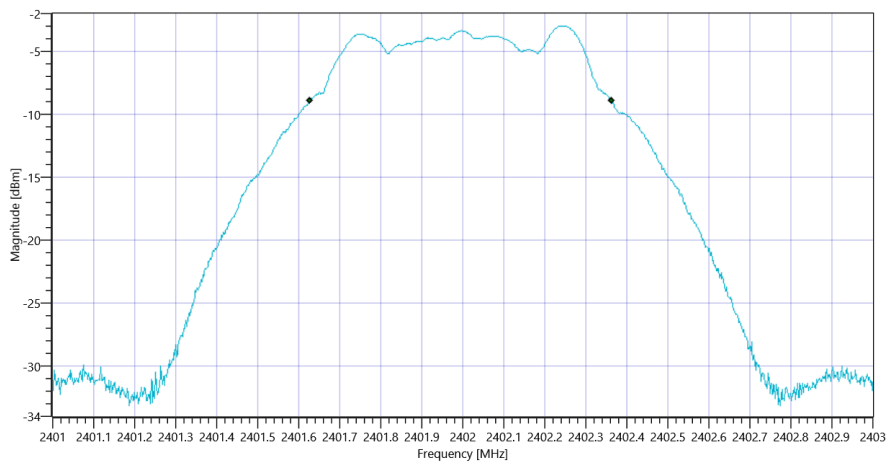
Test Description	Lower Limit	Upper Limit	Measured	Unit	Verdict
Connection result	---	---	---	--	PASS

READ SA SETTINGS:

Ref. Level [dBm]	2.81
Ref. Lev. offs [dB]	10.59
Input Attenuation [dB]	10
Freq. Start [MHz]	2401.000
Freq. Stop [MHz]	2403.000
Resolution BW. [MHz]	0.100000
Video BW. [MHz]	0.300000
Detector	POS
Sweep Time [ms]	1000
Sweep Points/Section	1001
Sweep Count	10
Sweep Mode	MAXH
Used Sweep Type	SWE

RESULT: TC_VM_FCC15247_Bandwidth_6dB_DTS_V01

Test Description	Lower Limit	Upper Limit	Measured	Unit	Verdict
DTS Bandwidth (6dB)	0.500	---	0.734	MHz	PASS



Plot_FCC Part 15.247 Bandwidth 6dB DTS BT LE 1 Msps_17012019_133228.png

Test at TX 2440 MHz

RESULT: DTM Connection check

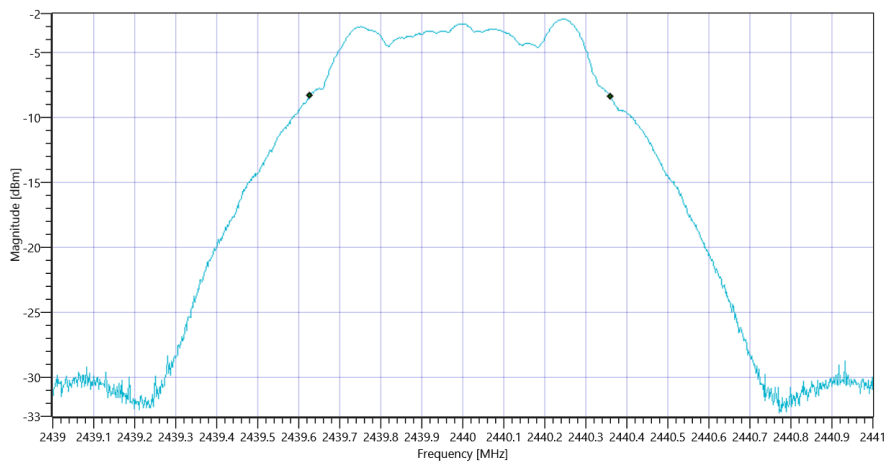
Test Description	Lower Limit	Upper Limit	Measured	Unit	Verdict
Connection result	---	---	---	--	PASS

READ SA SETTINGS:

Ref. Level [dBm]	3.36
Ref. Lev. offs [dB]	10.71
Input Attenuation [dB]	10
Freq. Start [MHz]	2439.000
Freq. Stop [MHz]	2441.000
Resolution BW. [MHz]	0.100000
Video BW. [MHz]	0.300000
Detector	POS
Sweep Time [ms]	1000
Sweep Points/Section	1001
Sweep Count	10
Sweep Mode	MAXH
Used Sweep Type	SWE

RESULT: TC_VM_FCC15247_Bandwidth_6dB_DTS_V01

Test Description	Lower Limit	Upper Limit	Measured	Unit	Verdict
DTS Bandwidth (6dB)	0.500	---	0.734	MHz	PASS



Plot_FCC Part 15.247 Bandwidth 6dB DTS BT LE 1 Msps_17012019_133252.png

Test at TX 2480 MHz

RESULT: DTM Connection check

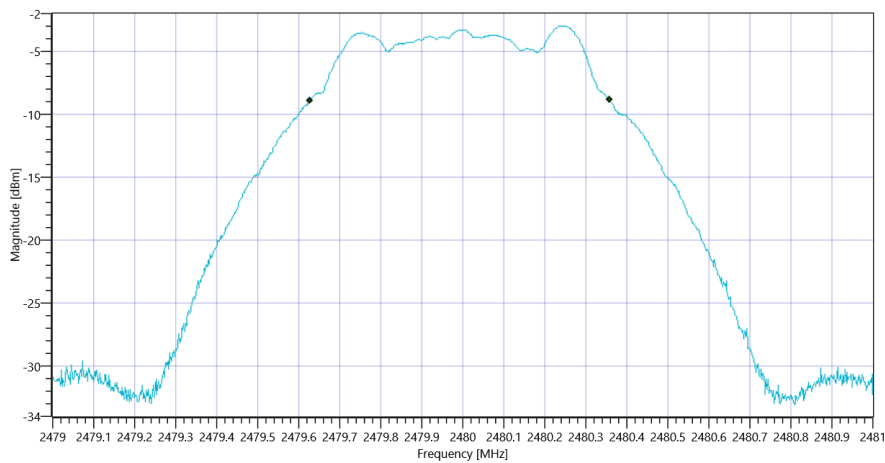
Test Description	Lower Limit	Upper Limit	Measured	Unit	Verdict
Connection result	---	---	---	--	PASS

READ SA SETTINGS:

Ref. Level [dBm]	2.87
Ref. Lev. offs [dB]	10.76
Input Attenuation [dB]	10
Freq. Start [MHz]	2479.000
Freq. Stop [MHz]	2481.000
Resolution BW. [MHz]	0.100000
Video BW. [MHz]	0.300000
Detector	POS
Sweep Time [ms]	1000
Sweep Points/Section	1001
Sweep Count	10
Sweep Mode	MAXH
Used Sweep Type	SWE

RESULT: TC_VM_FCC15247_Bandwidth_6dB_DTS_V01

Test Description	Lower Limit	Upper Limit	Measured	Unit	Verdict
DTS Bandwidth (6dB)	0.500	---	0.732	MHz	PASS



Plot_FCC Part 15.247 Bandwidth 6dB DTS BT LE 1 Msps_17012019_133316.png

TEST FINISHED

General Verdict

17.01.2019 13:33:16 / RT: 75 s

PASS

3. FCC Part 15.247 Peak Power Spectral Density DTS BT LE 1 Msp

Test References	
TC Start	17.01.2019 13:33:17
System Version	1.0.0.13
Test Specification	FCC Part 15.247
Test Method	DTS: KDB 558074 D01 V05 - Chapter 8.4 DTS maximum power spectral density level in the fundamental emission
Class / TC Version / TC ID	TC_VM_FCC15247_Peak_Power_Spectral_Density_DTS_V01 Version: 0.0.1 TCID_FCC15247_6
My Description	FCC 15.247 Peak Power Spectral Density DTS - BT LE 1 Msp
Add. Information	

Test Parameter	
Technology to test	BT LE 1 Msp
Antenna Port used	1
Temperature	mid
Voltage	mid
Frequency low to test	True Freq [MHz] 2402
Frequency mid to test	True Freq [MHz] 2440
Frequency high to test	True Freq [MHz] 2480
Pattern	PRBS9
Switched Path	IUT - SignalingUnit - SpectrumAnalyzer
Devices in use	SigBT: Rohde&Schwarz,CMW,1201.0002k75/100683,3.7.70 SA: Rohde&Schwarz,FSV-30,1321.3008K30/103809,3.40

Test at TX 2402 MHz

RESULT: DTM Connection check

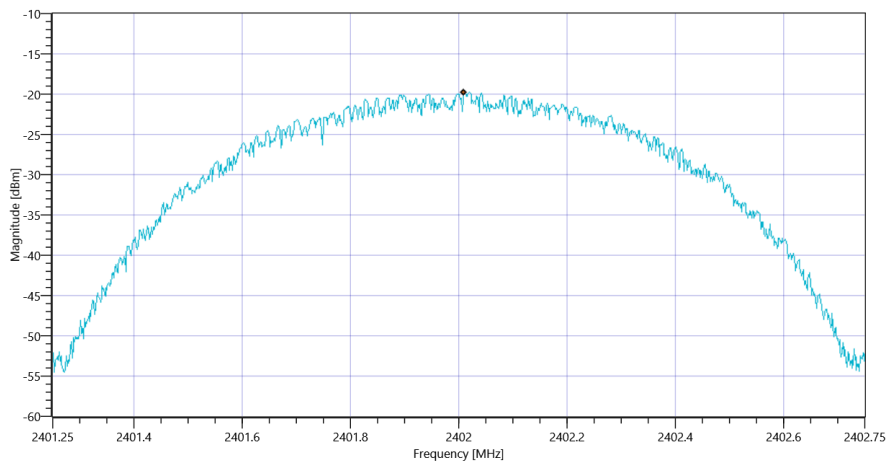
Test Description	Lower Limit	Upper Limit	Measured	Unit	Verdict
Connection result	--	--	--	--	PASS

READ SA SETTINGS:

Ref. Level [dBm]	2.85
Ref. Lev. offs [dB]	10.59
Input Attenuation [dB]	10
Freq. Start [MHz]	2401.250
Freq. Stop [MHz]	2402.750
Resolution BW. [MHz]	0.003000
Video BW. [MHz]	0.010000
Detector	POS
Sweep Time [ms]	1000
Sweep Points/Section	1001
Sweep Count	20
Sweep Mode	MAXH
Used Sweep Type	SWE

RESULT: TC_VM_FCC15247_Peak_Power_Spectral_Density_DTS_V01

Test Description	Lower Limit	Upper Limit	Measured	Unit	Verdict
Max Peak power Density	--	8	-19.78	dBm/3KHz	PASS



Plot_FCC Part 15.247 Peak Power Spectral Density DTS BT LE 1 Msps_17012019_133355.png

Test at TX 2440 MHz

RESULT: DTM Connection check

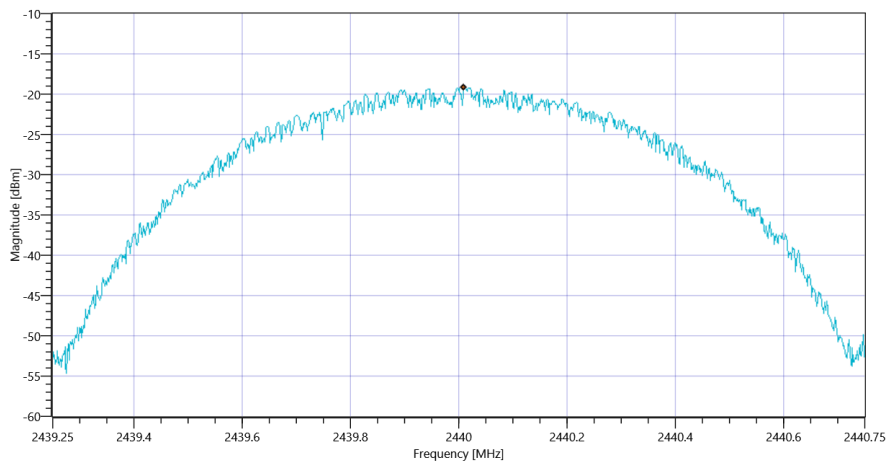
Test Description	Lower Limit	Upper Limit	Measured	Unit	Verdict
Connection result	--	--	--	--	PASS

READ SA SETTINGS:

Ref. Level [dBm]	3.44
Ref. Lev. offs [dB]	10.71
Input Attenuation [dB]	10
Freq. Start [MHz]	2439.250
Freq. Stop [MHz]	2440.750
Resolution BW. [MHz]	0.003000
Video BW. [MHz]	0.010000
Detector	POS
Sweep Time [ms]	1000
Sweep Points/Section	1001
Sweep Count	20
Sweep Mode	MAXH
Used Sweep Type	SWE

RESULT: TC_VM_FCC15247_Peak_Power_Spectral_Density_DTS_V01

Test Description	Lower Limit	Upper Limit	Measured	Unit	Verdict
Max Peak power Density	--	8	-19.19	dBm/3KHz	PASS



Plot_FCC Part 15.247 Peak Power Spectral Density DTS BT LE 1 Msp_17012019_133428.png

Test at TX 2480 MHz

RESULT: DTM Connection check

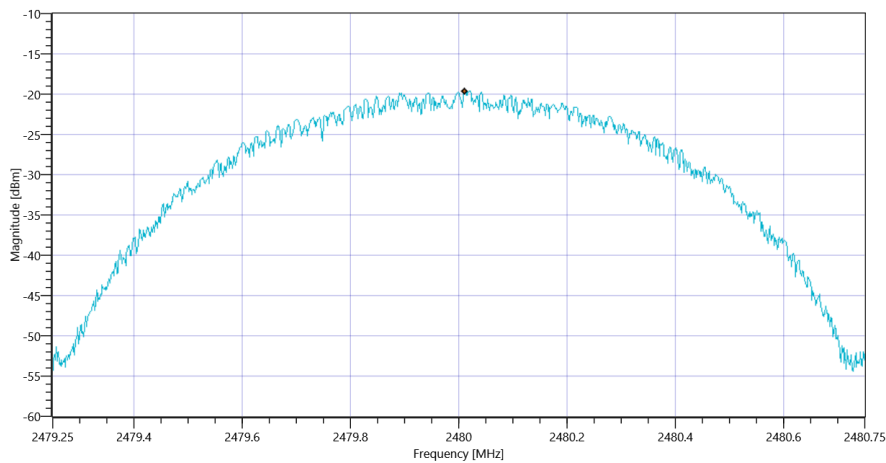
Test Description	Lower Limit	Upper Limit	Measured	Unit	Verdict
Connection result	--	--	--	--	PASS

READ SA SETTINGS:

Ref. Level [dBm]	2.93
Ref. Lev. offs [dB]	10.76
Input Attenuation [dB]	10
Freq. Start [MHz]	2479.250
Freq. Stop [MHz]	2480.750
Resolution BW. [MHz]	0.003000
Video BW. [MHz]	0.010000
Detector	POS
Sweep Time [ms]	1000
Sweep Points/Section	1001
Sweep Count	20
Sweep Mode	MAXH
Used Sweep Type	SWE

RESULT: TC_VM_FCC15247_Peak_Power_Spectral_Density_DTS_V01

Test Description	Lower Limit	Upper Limit	Measured	Unit	Verdict
Max Peak power Density	--	8	-19.67	dBm/3KHz	PASS



TEST FINISHED

General Verdict

17.01.2019 13:35:02 / RT: 105 s

PASS

4. FCC Part 15.247 Bandwidth 99PCT - 20dB BT LE 1 Msps

Test References	
TC Start	17.01.2019 13:35:05
System Version	1.0.0.13
Test Specification	FCC Part 15.247
Test Method	
Class / TC Version / TC ID	TC_VM_FCC15247_Bandwidth_99PCT_20dB_DTS_FHSS_V01 Version: 0.0.2 TCID_FCC15247_2
My Description	FCC 15.247 Bandwidth 99PCT - 20dB DTS - BT LE 1 Msps
Add. Information	

Test Parameter	
Technology to test	BT LE 1 Msps
Antenna Port used	1
Temperature	mid
Voltage	mid
Frequency low to test	True Freq [MHz] 2402
Frequency mid to test	True Freq [MHz] 2440
Frequency high to test	True Freq [MHz] 2480
Pattern	PRBS9
Switched Path	IUT - SignalingUnit - SpectrumAnalyzer
Devices in use	SigBT: Rohde&Schwarz,CMW,1201.0002k75/100683,3.7.70 SA: Rohde&Schwarz,FSV-30,1321.3008K30/103809,3.40

Test at TX 2402 MHz

RESULT: DTM Connection check

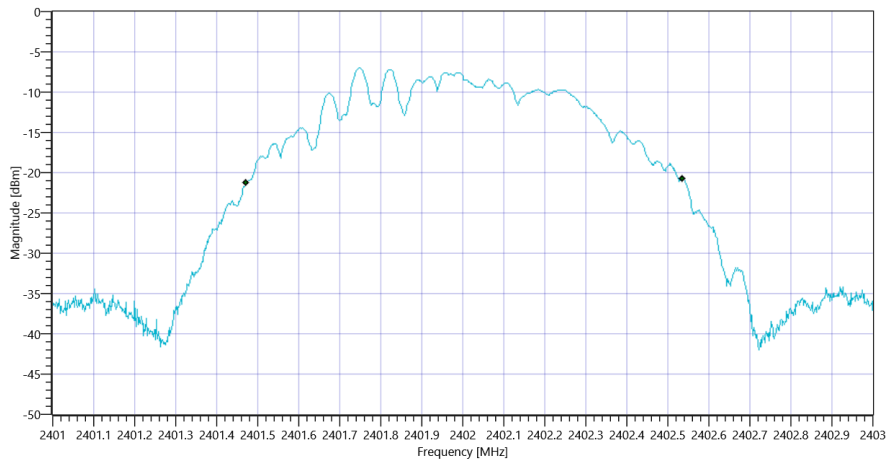
Test Description	Lower Limit	Upper Limit	Measured	Unit	Verdict
Connection result	--	--	--	--	PASS

READ SA SETTINGS:

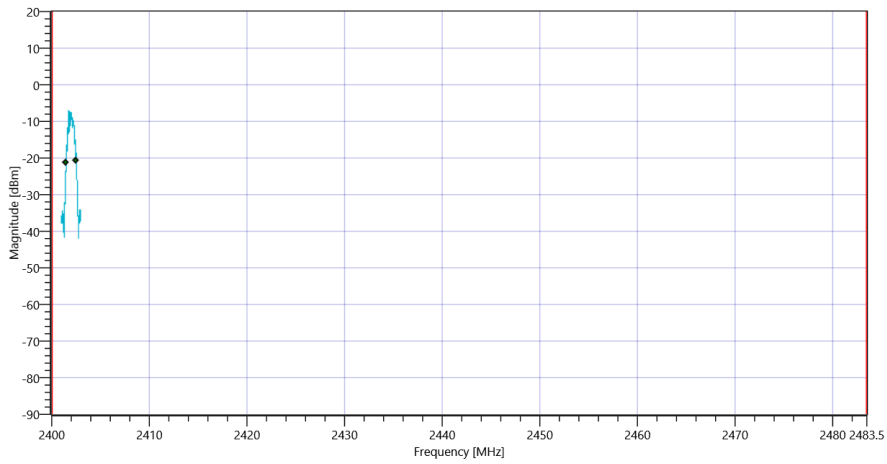
Ref. Level [dBm]	2.90
Ref. Lev. offs [dB]	10.59
Input Attenuation [dB]	10
Freq. Start [MHz]	2401.000
Freq. Stop [MHz]	2403.000
Resolution BW. [MHz]	0.030000
Video BW. [MHz]	0.100000
Detector	POS
Sweep Time [ms]	1000
Sweep Points/Section	1001
Sweep Count	10
Sweep Mode	MAXH
Used Sweep Type	SWE

RESULT: TC_VM_FCC15247_Bandwidth_99PCT_20dB_DTS_FHSS_V01

Test Description	Lower Limit	Upper Limit	Measured	Unit	Verdict
Bandwidth 99%	--	--	1.063	MHz	Information
T1	2400.000000	--	2401.4725	MHz	PASS
T2	--	2483.500000	2402.5355	MHz	PASS



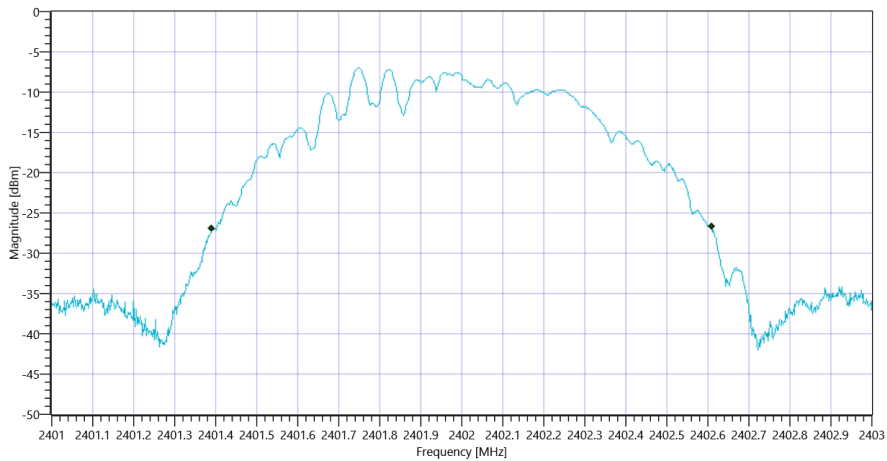
Plot_FCC Part 15.247 Bandwidth 99PCT - 20dB BT LE 1 Msps 99PCT_17012019_133533.png



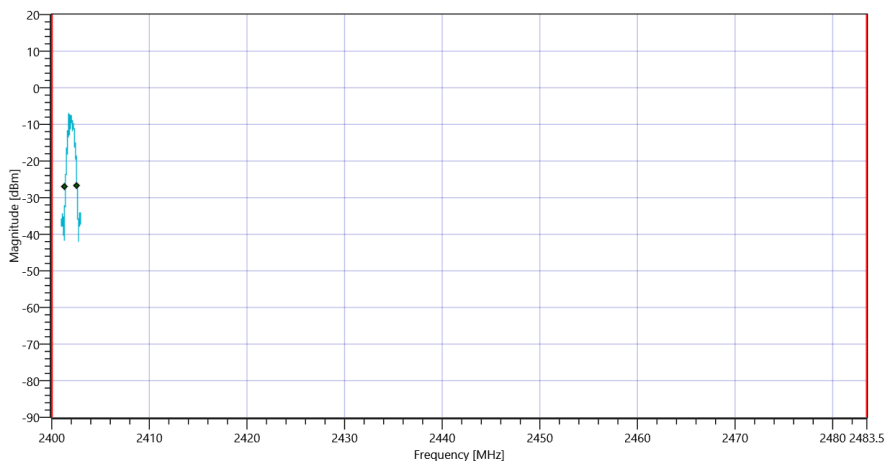
Plot_FCC Part 15.247 Bandwidth 99PCT - 20dB BT LE 1 Msp.17012019_133536.png

RESULT: TC_VM_FCC15247_Bandwidth_99PCT_20dB_DTS_FHSS_V01

Test Description	Lower Limit	Upper Limit	Measured	Unit	Verdict
Bandwidth 20dB	--	--	1.22	MHz	Information
T1 20dB	2400.000000	--	2401.3900	MHz	PASS
T2 20dB	--	2483.500000	2402.6100	MHz	PASS



Plot_FCC Part 15.247 Bandwidth 99PCT - 20dB BT LE 1 Msp.20dB_17012019_133539.png



Plot_FCC Part 15.247 Bandwidth 99PCT - 20dB BT LE 1 Msp.17012019_133542.png

Test at TX 2440 MHz

RESULT: DTM Connection check

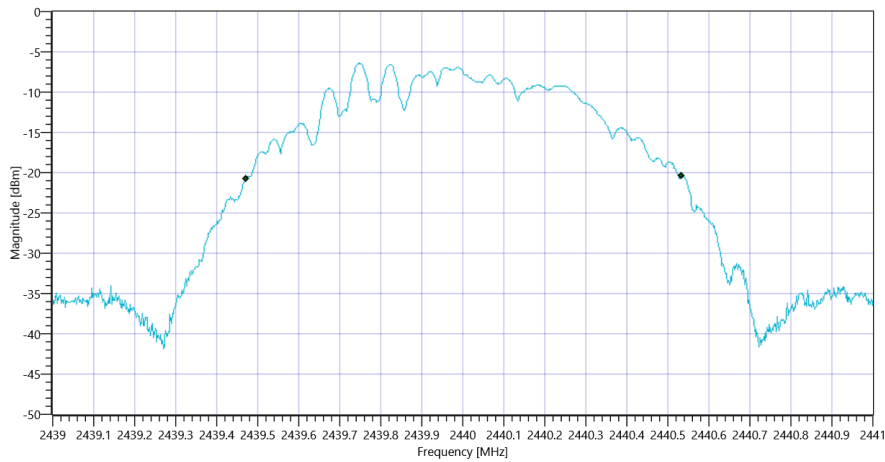
Test Description	Lower Limit	Upper Limit	Measured	Unit	Verdict
Connection result	--	--	--	--	PASS

READ SA SETTINGS:

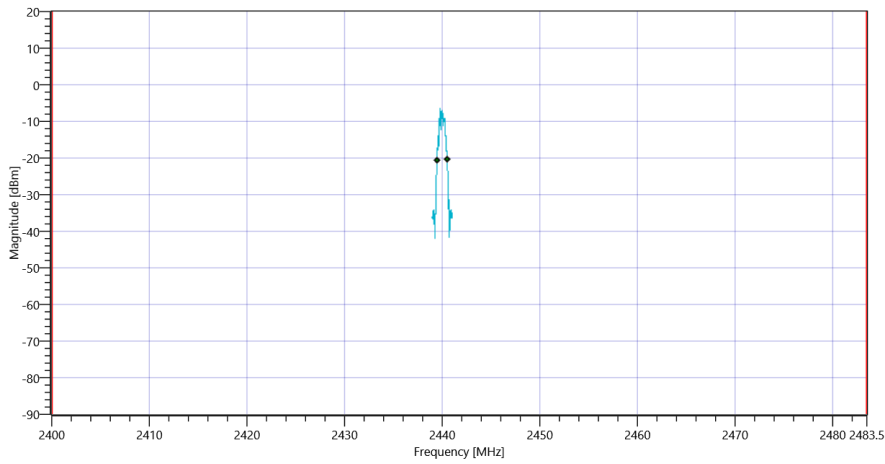
Ref. Level [dBm]	3.48
Ref. Lev. offs [dB]	10.71
Input Attenuation [dB]	10
Freq. Start [MHz]	2439.000
Freq. Stop [MHz]	2441.000
Resolution BW. [MHz]	0.030000
Video BW. [MHz]	0.100000
Detector	POS
Sweep Time [ms]	1000
Sweep Points/Section	1001
Sweep Count	10
Sweep Mode	MAXH
Used Sweep Type	SWE

RESULT: TC_VM_FCC15247_Bandwidth_99PCT_20dB_DTS_FHSS_V01

Test Description	Lower Limit	Upper Limit	Measured	Unit	Verdict
Bandwidth 99%	--	--	1.061	MHz	Information
T1	2400.000000	--	2439.4725	MHz	PASS
T2	--	2483.500000	2440.5335	MHz	PASS



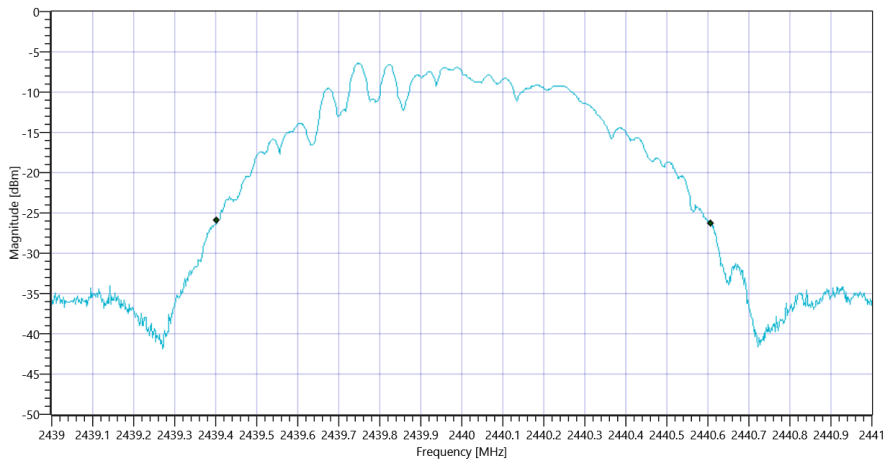
Plot_FCC Part 15.247 Bandwidth 99PCT - 20dB BT LE 1 Msps 99PCT_17012019_133607.png



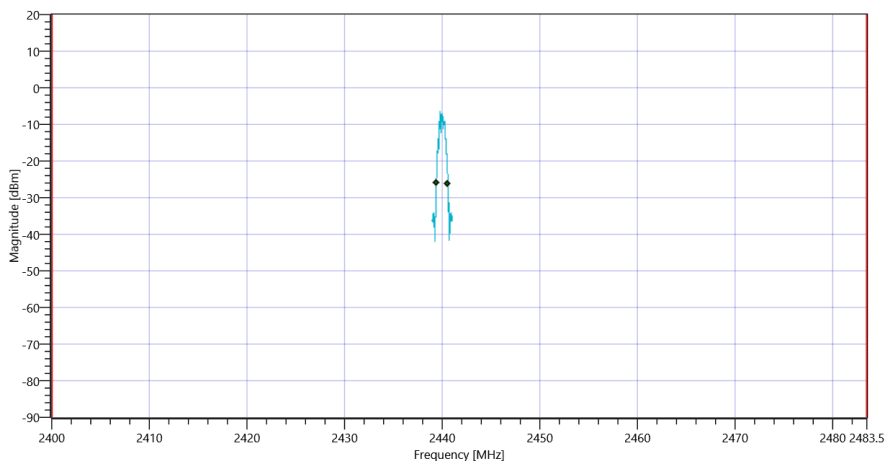
Plot_FCC Part 15.247 Bandwidth 99PCT - 20dB BT LE 1 Msp_17012019_133609.png

RESULT: TC_VM_FCC15247_Bandwidth_99PCT_20dB_DTS_FHSS_V01

Test Description	Lower Limit	Upper Limit	Measured	Unit	Verdict
Bandwidth 20dB	--	--	1.206	MHz	Information
T1 20dB	2400.000000	--	2439.4020	MHz	PASS
T2 20dB	--	2483.500000	2440.6080	MHz	PASS



Plot_FCC Part 15.247 Bandwidth 99PCT - 20dB BT LE 1 Msp 20dB_17012019_133613.png



Plot_FCC Part 15.247 Bandwidth 99PCT - 20dB BT LE 1 Msp_17012019_133616.png

Test at TX 2480 MHz

RESULT: DTM Connection check

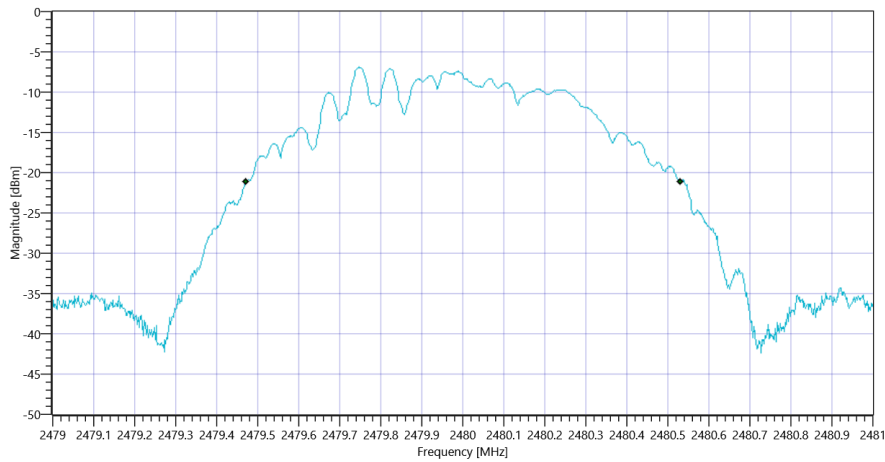
Test Description	Lower Limit	Upper Limit	Measured	Unit	Verdict
Connection result	--	--	--	--	PASS

READ SA SETTINGS:

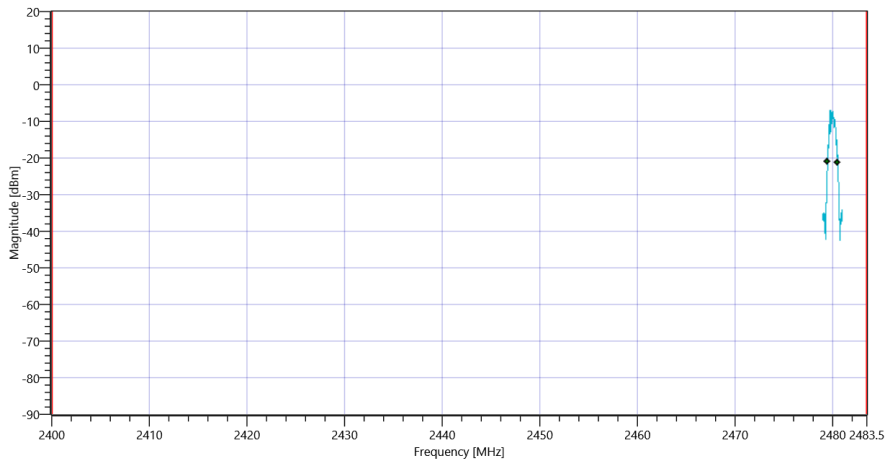
Ref. Level [dBm]	2.92
Ref. Lev. offs [dB]	10.76
Input Attenuation [dB]	10
Freq. Start [MHz]	2479.000
Freq. Stop [MHz]	2481.000
Resolution BW. [MHz]	0.030000
Video BW. [MHz]	0.100000
Detector	POS
Sweep Time [ms]	1000
Sweep Points/Section	1001
Sweep Count	10
Sweep Mode	MAXH
Used Sweep Type	SWE

RESULT: TC_VM_FCC15247_Bandwidth_99PCT_20dB_DTS_FHSS_V01

Test Description	Lower Limit	Upper Limit	Measured	Unit	Verdict
Bandwidth 99%	--	--	1.061	MHz	Information
T1	2400.000000	--	2479.4705	MHz	PASS
T2	--	2483.500000	2480.5315	MHz	PASS



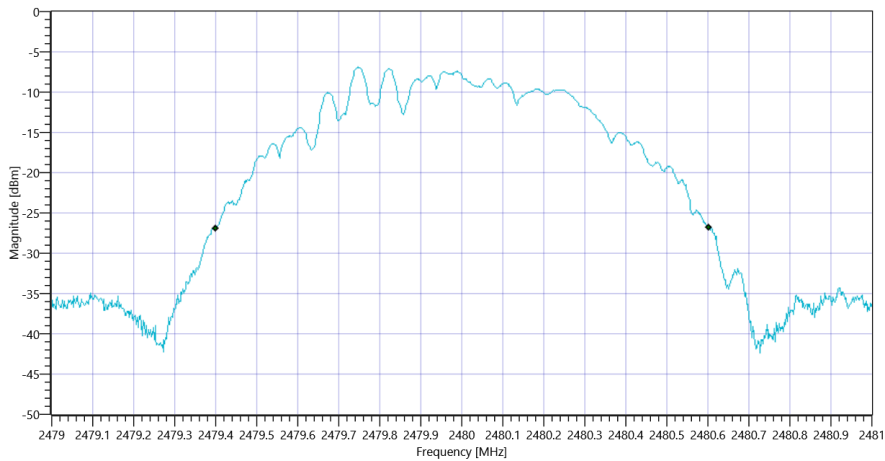
Plot_FCC Part 15.247 Bandwidth 99PCT - 20dB BT LE 1 Msps 99PCT_17012019_133641.png



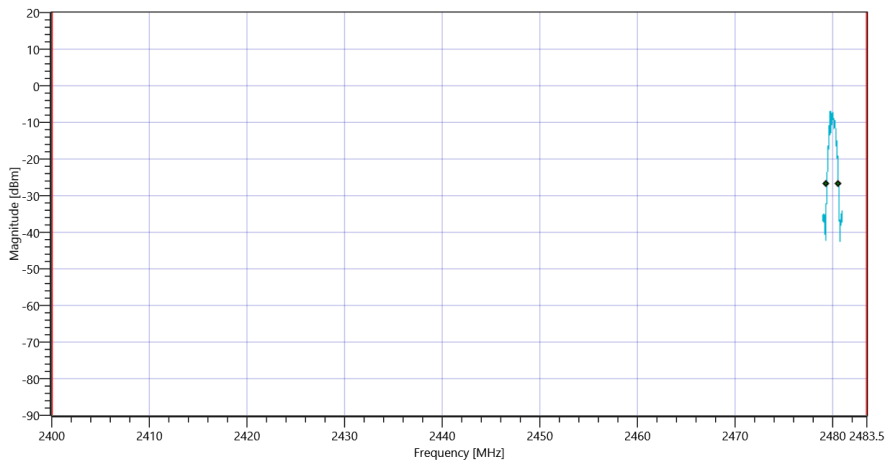
Plot_FCC Part 15.247 Bandwidth 99PCT - 20dB BT LE 1 MspS_17012019_133644.png

RESULT: TC_VM_FCC15247_Bandwidth_99PCT_20dB_DTS_FHSS_V01

Test Description	Lower Limit	Upper Limit	Measured	Unit	Verdict
Bandwidth 20dB	--	--	1.202	MHz	Information
T1 20dB	2400.000000	--	2479.4000	MHz	PASS
T2 20dB	--	2483.500000	2480.6020	MHz	PASS



Plot_FCC Part 15.247 Bandwidth 99PCT - 20dB BT LE 1 MspS 20dB_17012019_133648.png



Plot_FCC Part 15.247 Bandwidth 99PCT - 20dB BT LE 1 MspS_17012019_133650.png

TEST FINISHED

General Verdict

17.01.2019 13:36:51 / RT: 105 s

PASS

5. FCC Part 15.247 TX Spurious Conducted BT LE 1 MspS

Test References	
TC Start	17.01.2019 13:36:53
System Version	1.0.0.13
Test Specification	FCC Part 15.247
Test Method	IF DTS then 8.5 DTS emissions in non-restricted frequency bands: Subclause 11.11 of ANSI C63.10 is applicable.
Class / TC Version / TC ID	TC_VM_FCC15247_TX_Emissions_Conducted_V01 Version: 0.0.1 TCID_FCC15247_8
My Description	FCC 15.247 TX Emissions Conducted DTS - BT LE 1 MspS
Add. Information	

Test Parameter	
Technology to test	BT LE 1 MspS
Antenna Port used	1
Temperature	mid
Voltage	mid
Frequency low to test	True Freq [MHz] 2402
Frequency mid to test	True Freq [MHz] 2440
Frequency high to test	True Freq [MHz] 2480
Pattern	PRBS9
Switched Path	IUT - SignalingUnit - SpectrumAnalyzer
Devices in use	SigBT: Rohde&Schwarz,CMW,1201.0002k75/100683,3.7.70 SA: Rohde&Schwarz,FSV-30,1321.3008K30/103809,3.40

Test at TX 2402 MHz

RESULT: DTM Connection check

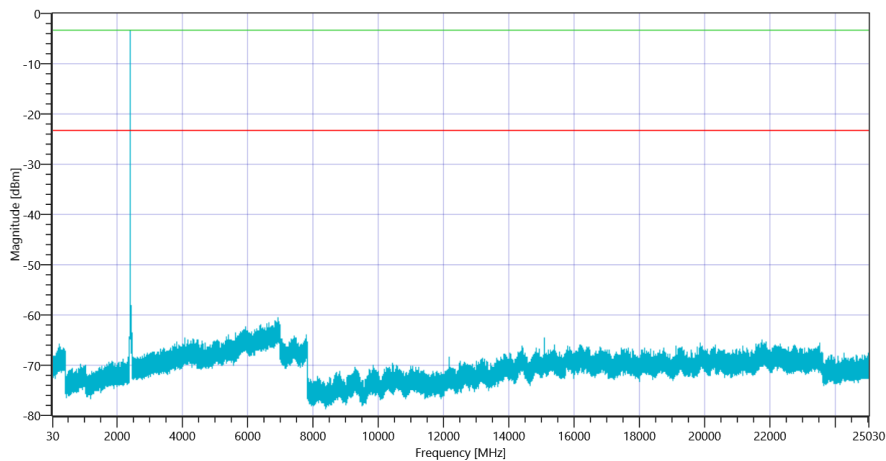
Test Description	Lower Limit	Upper Limit	Measured	Unit	Verdict
Connection result	---	---	---	--	PASS

READ SA SETTINGS:

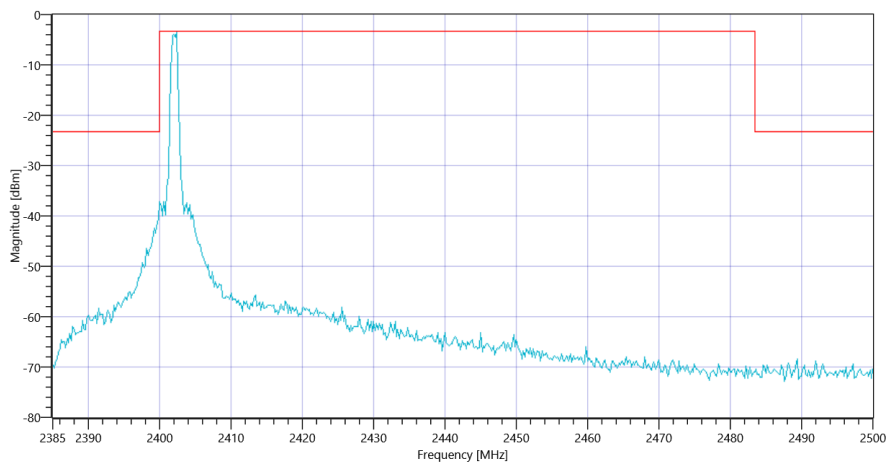
Ref. Level [dBm]	2.90
Resolution BW. [MHz]	0.100000
Video BW. [MHz]	0.300000
Detector	POS
Sweep Time [ms]	500
Sweep Points/Section	1001
Sweep Count	3
Sweep Mode	MAXH
Used Sweep Type	SWE

RESULT: TC_VM_FCC15247_TX_Emissions_Conducted_V01

Test Description	Lower Limit	Upper Limit	Measured	Unit	Verdict
Reference @ 2402.40 MHz	---	---	-3.37	dBm	Information
No peaks detected	---	---			PASS



Plot_FCC Part 15.247 TX Spurious Conducted BT LE 1 Msps 2402_17012019_134233.png



Plot_FCC Part 15.247 TX Spurious Conducted BT LE 1 Msps 2402_17012019_134235.png

Test at TX 2440 MHz

RESULT: DTM Connection check

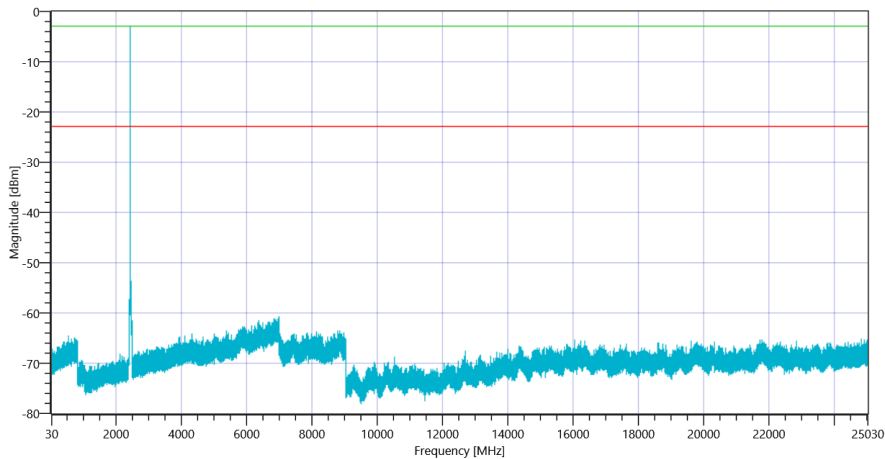
Test Description	Lower Limit	Upper Limit	Measured	Unit	Verdict
Connection result	---	---	---	--	PASS

READ SA SETTINGS:

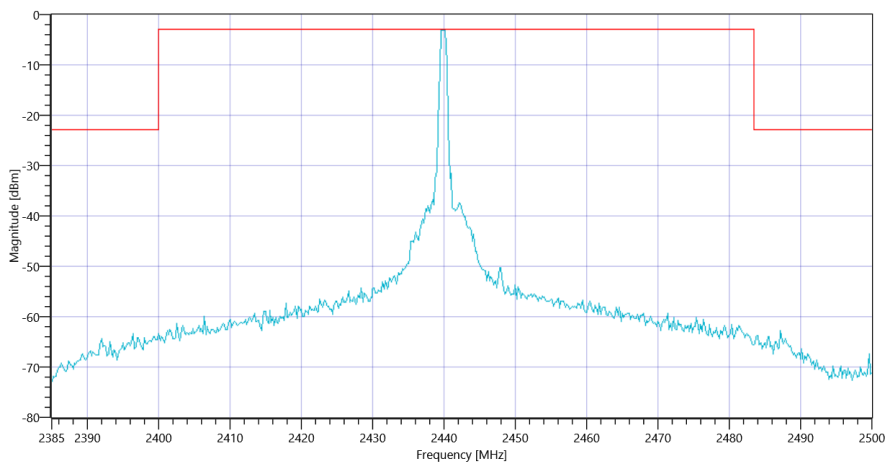
Ref. Level [dBm]	3.55
Resolution BW. [MHz]	0.100000
Video BW. [MHz]	0.300000
Detector	POS
Sweep Time [ms]	500
Sweep Points/Section	1001
Sweep Count	3
Sweep Mode	MAXH
Used Sweep Type	SWE

RESULT: TC_VM_FCC15247_TX_Emissions_Conducted_V01

Test Description	Lower Limit	Upper Limit	Measured	Unit	Verdict
Reference @ 2440.20 MHz	---	---	-2.90	dBm	Information
No peaks detected	---	---			PASS



Plot_FCC Part 15.247 TX Spurious Conducted BT LE 1 Msps 2440_17012019_134813.png



Plot_FCC Part 15.247 TX Spurious Conducted BT LE 1 Msps 2440_17012019_134815.png

Test at TX 2480 MHz

RESULT: DTM Connection check

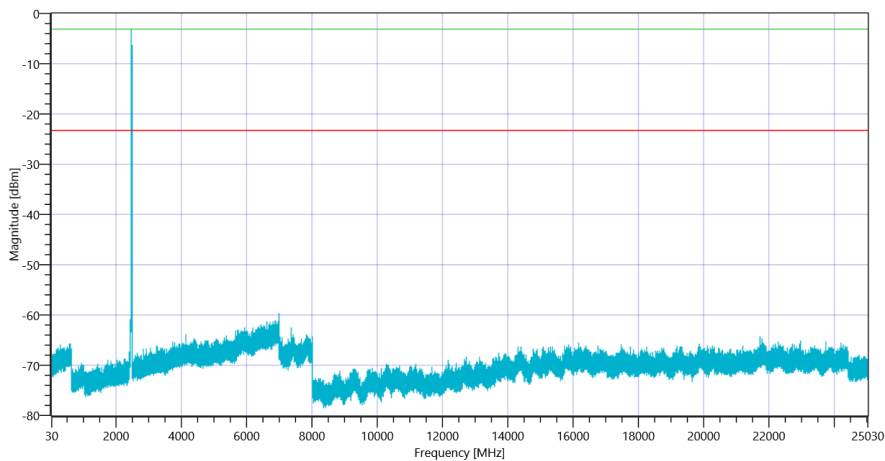
Test Description	Lower Limit	Upper Limit	Measured	Unit	Verdict
Connection result	---	---	---	--	PASS

READ SA SETTINGS:

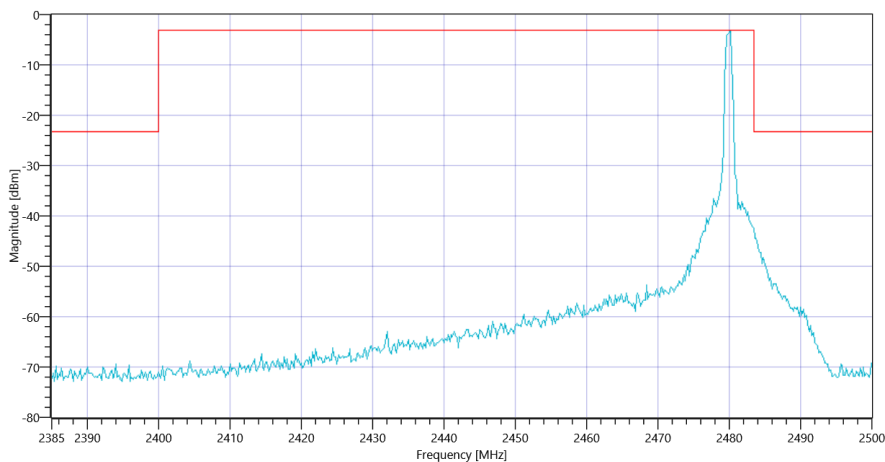
Ref. Level [dBm]	3.03
Resolution BW. [MHz]	0.100000
Video BW. [MHz]	0.300000
Detector	POS
Sweep Time [ms]	500
Sweep Points/Section	1001
Sweep Count	3
Sweep Mode	MAXH
Used Sweep Type	SWE

RESULT: TC_VM_FCC15247_TX_Emissions_Conducted_V01

Test Description	Lower Limit	Upper Limit	Measured	Unit	Verdict
Reference @ 2480.20 MHz	---	---	-3.22	dBm	Information
No peaks detected	---	---			PASS



Plot_FCC Part 15.247 TX Spurious Conducted BT LE 1 Msps 2480_17012019_135353.png



Plot_FCC Part 15.247 TX Spurious Conducted BT LE 1 Msps 2480_17012019_135355.png

TEST FINISHED

General Verdict

17.01.2019 13:53:56 / RT: 1023 s

PASS

- END OF DOCUMENT -
