




Photographs of the Test Configuration


Conducted Emission Test (Adapter mode)





Radiated Emission Below 1GHz Test (Ferrite coil antenna, Adapter mode)




Radiated Emission Below 1GHz Test (Ferrite coil antenna, Adapter mode)




Radiated Emission Below 1GHz Test (Neckloop antenna, Adapter mode)




Radiated Emission Below 1GHz Test (Neckloop antenna, Adapter mode)




Radiated Emission Below 30 MHz Test (Ferrite coil antenna, Adapter mode)




Radiated Emission Below 30 MHz Test (Neckloop antenna, Adapter mode)




Radiated Emission Below 1GHz Test (Ferrite coil antenna, Battery mode)




Radiated Emission Below 1GHz Test (Ferrite coil antenna, Battery mode)





Radiated Emission Below 1GHz Test (Neckloop antenna, Battery mode)



Radiated Emission Below 1GHz Test (Neckloop antenna, Battery mode)



Radiated Emission Below 30 MHz Test (Ferrite coil antenna, Battery mode)



Radiated Emission Below 30 MHz Test (Neckloop antenna, Battery mode)

