

ARTS UX598C VR All-in-One User Manual

Dear users

Thank you for using our ARTS UX598C VR all-in-one machine. It is a virtual reality display device that will bring you an unprecedented visual experience. In order for you to operate this product as quickly and easily as possible, it is recommended that you read the user manual carefully before use.

1、Matters needing attention

- In order to avoid damage to this product, please observe the following:
- Do not place the product under high humidity, frequent vibration, persistent high temperature (such as under sunlight) or other adverse conditions, otherwise the product may be deformed and damaged.
- Do not drop, press, bend or use heavy objects to press the product.
- There are precision optical components in the product, so avoid hitting and scratching the mirror surface when using.
- Please keep the window lens clean and clean. You can quickly wipe it with a soft lens cleaning cloth, neutral paper, alcohol cleaner, etc.
- If there is a problem with the product, please carry out after-sales treatment through professional maintenance channels. Please do not try to disassemble the product yourself.
- Do not use the device where wireless devices are prohibited.
- Please use original accessories such as power adapter.
- If you encounter a software card machine, you can press and hold the power button for 10 seconds to restart the device.

2、Spec

- Model: UX598C
- Operating system: Android 8.1
- Central processor: Qualcomm XR1 octa-core
- Graphics processor: Adreno 615
- Running memory: 3G LPDDR3
- Storage memory: 32G EMMC
- Optical lens: Fresnel and aspheric combined lens FOV100 degrees
- Display: 5.5 inches, Fast LCD, 2560 * 1440 (optional 4k Fast LCD), 75HZ
- Weight: 385g (including headband)
- Battery: Lithium polymer battery, 4000Mah, support 4H to play movies
- Charging input: DC 5V / 3A
- Interface: TypeC, TF card slot, standard 3.5mm headphone jack
- Audio output: external headphone output, built-in dual speakers
- Camera (optional): 13 million, 60 frames

- Support Wi-Fi: 2.4G / 5G
- Support Bluetooth: Bluetooth 5.0
- Sensors: gyroscope, geomagnetometer, gravity sensor, distance sensor
- Operating temperature: -5 to 40 degrees
- Supported languages: Simplified Chinese, English, etc.
- Certification: CCC / CE / FCC / RoHS


3、Wearing instructions



- Before wearing it for the first time, please remove the protective film of the optical lens to avoid affecting the viewing effect.
- Before wearing, press the power button to ensure that the device is turned on.
- Open the elastic band, adjust the left, right, and middle elastic bands respectively, so that the headset matches your head shape, and finally move the device to achieve the best viewing effect.

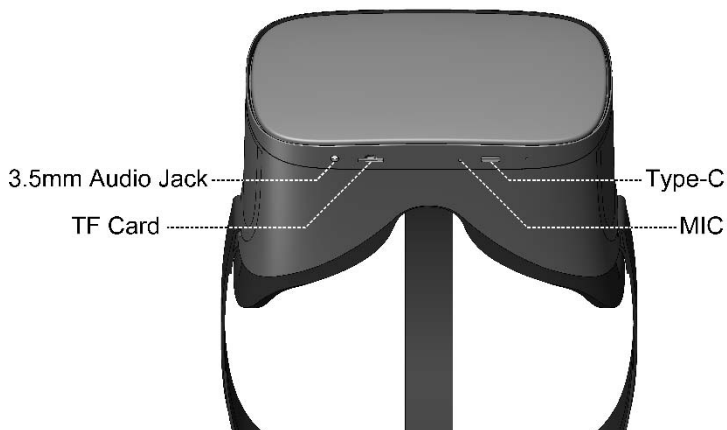
4、Appearance

4.1、Key Instruction



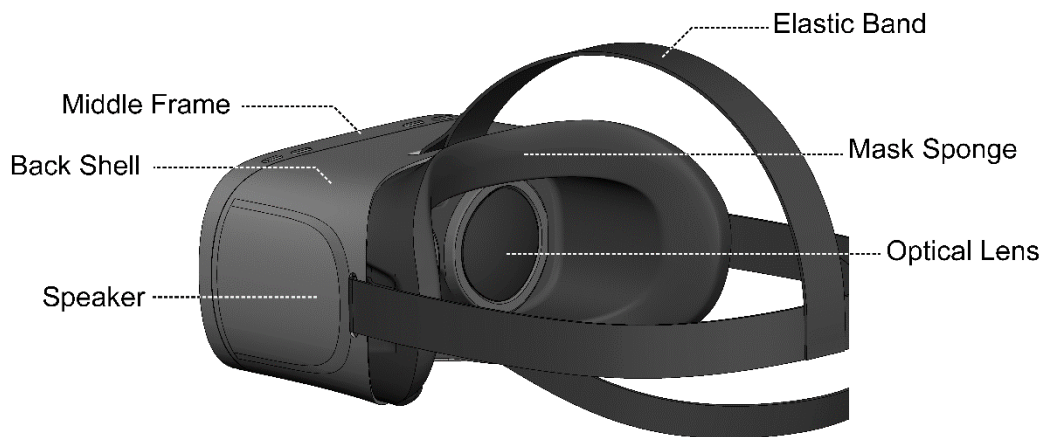
- Power button: short press to realize sleep / wake function
- Press and hold for 10 seconds to realize the forced shutdown function
- Volume **+** key: short press to increase volume
- Volume **-** key: short press to realize volume down function
- Confirm key: short press to realize the confirmation function
- Back key: short press to realize the return function
- MENU key: short press to realize the MENU function, such as recalling volume, brightness adjustment and other optional functions
- Up / Down / Left / Right key: Short press to realize Up / Down / Left / Right function

4.2. Interface Description



-
- Support external 3.5mm standard headphones
- Support external TF card
- Support TypeC interface USB function
- Support MIC function

4.3. Description of parts



- Built-in dual stereo speakers on the left and right side of the device
- With high-definition professional optical lenses
- Equipped with high-soft skin-friendly eye mask sponge and headwear to increase wearing comfort

5. Product function description

- Main page
- The main page includes settings, media player, application store, all application software, power display, time display, access device display, wireless network status.
- Settings
- The setting options include five parts: wireless network connection, Bluetooth, universal, system, and peripherals.
- Wireless network
- Select the corresponding wireless network to disconnect and cancel the saved password.
- Bluetooth
- After turning on Bluetooth, it automatically searches for Bluetooth devices, and users choose to connect to Bluetooth devices as needed.
- General options
- Through general options, adjust the screen brightness, volume size, select language, select theme, sleep time, and change the time zone.
- System
- Through system options, update the system, restore factory settings and view device information
- Peripherals
- Under this option, you can view and manage the peripherals connected to the VR all-in-one, such as the remote control and game gun.
- Media playback
- The player contains two parts: local video and online video playback.
- App store

- Users can download games and applications in the application market by connecting to Wi-Fi.
- All applications
- All games and applications installed by the user will be displayed in all applications, and the user can manage and uninstall the installed applications.

Please select the interface that needs to be opened according to the instruction map path according to the usage requirements.

6、 Packing List

UX598C VR HMD *1
 Adaptor *1
 Type C Cable *1
 User Manual *1

7、 Security Information

This safety information contains important content applicable to this product. Before using the device, to ensure safe and correct use of the device, please refer to all safety information to ensure the normal use of the device, while avoiding danger or abnormal use, affecting the experience.

Safety warning

* Some people may experience severe dizziness, vomiting, palpitations and other symptoms when using VR devices. If any similar situation occurs, please suspend the use of VR devices and consult a doctor before using them again.

* Children under 12 years of age should be used under adult supervision to avoid negative effects on eyesight and their health due to long-term use.

* Some people are allergic, and their skin is allergic to plastics, leathers, fibers and other materials, and there will be redness and inflammation in long-term contact parts. If anyone has a similar situation, please stop using the VR device and consult a doctor.

* It is recommended that you use the VR device for no more than 2 hours each time. If you feel uncomfortable, it is recommended to increase the frequency and time of rest according to your personal habits. Each rest time is not less than 10 minutes.

* For your safety and the safety of others, do not participate in activities that require concentration and physical effort, such as driving, operating instruments, cycling, etc., within half an hour of using the VR device.

Electronic equipment

* Do not use this device in places where the use of wireless devices is specifically prohibited, otherwise it will interfere with other electronic devices or cause other dangers.

Operating environment

* Do not use the device in dusty, humid, or near magnetic fields.

- * Do not use this device in thunderstorm weather.
- * Please use the device within the temperature range of 0 degrees to 35 degrees, and store the device and its accessories within the temperature range of -20 degrees to +45 degrees.
- * Do not place the device in direct sunlight, such as a car dashboard or window sill.
- * Please avoid rain or moisture on the device and its accessories, otherwise it may cause fire or electric shock.
- * Do not place the device near high temperature places such as heat sources or exposed fire sources.
- * Do not squeeze the device during use to avoid damaging the lens of the device due to the squeezing and injuring your face.
- * Do not allow children to swallow the device or its accessories to avoid injury or device failure or explosion.

Accessories requirements

- * Please use the matching original charger and data cable.
- * Do not drop or hit the charger.
- * If the charger plug or power cord is damaged, do not continue to use it.
- * Do not touch the device or charger with wet hands to avoid device short circuit, malfunction and electric shock.
- * When charging is completed or not charging, please disconnect the charger from the device and unplug the charger from the power socket.

Maintenance and care

- * Please keep the equipment and its accessories dry. Do not use an external heating device such as a microwave oven to dry it.
- * Before cleaning and maintenance, please stop using this device, close all applications, and disconnect connections or cables with other devices.
- * When using this device, please keep the lens clean.
- * Do not disassemble or modify the equipment and accessories without authorization.

NOTE: This equipment has been tested and found to comply with the limits for a Class B digital device, pursuant to part 15 of the FCC Rules. These limits are designed to provide reasonable protection against harmful interference in a residential installation. This equipment generates uses and can radiate radio frequency energy and, if not installed and used in accordance with the instructions, may cause harmful interference to radio communications. However, there is no guarantee that interference will not occur in a particular installation. If this equipment does cause harmful interference to radio or television reception, which can be determined by turning the equipment off and on, the user is encouraged to try to correct the interference by one or more of the following measures:

- Reorient or relocate the receiving antenna.
- Increase the separation between the equipment and receiver.

-Connect the equipment into an outlet on a circuit different from that to which the receiver is connected.

-Consult the dealer or an experienced radio/TV technician for help

Changes or modifications not expressly approved by the party responsible for compliance could void the user's authority to operate the equipment.

This device complies with Part 15 of the FCC Rules. Operation is subject to the following two conditions:

(1) this device may not cause harmful interference, and (2) this device must accept any interference received, including interference that may cause undesired operation.

This device is acting as slave and operating in the 2.4 GHz (2412 ~2462 MHz) band. Ad Hoc function is supported but not able to operate on non-US frequencies.

RF Exposure Warning Statements:

This equipment complies with FCC radiation exposure limits set forth for an uncontrolled environment. This equipment shall be installed and operated with minimum distance 65mm between the radiator & body.

Operation of this device is restricted to indoor use only.(5GWIFI)

This device contains licence-exempt transmitter(s)/receiver(s) that comply with Innovation, Science and Economic Development Canada's licence-exempt RSS(s). Operation is subject to the following two conditions:

(1) This device may not cause interference.

(2) This device must accept any interference, including interference that may cause undesired operation of the device.

L'émetteur/récepteur exempt de licence contenu dans le présent appareil est conforme aux CNR d'Innovation, Sciences et Développement économique Canada applicables aux appareils radio exempts de licence. L'exploitation est autorisée aux deux conditions suivantes :

(1) L' appareil ne doit pas produire de brouillage;

(2) L' appareil doit accepter tout brouillage radioélectrique subi, même si le brouillage est susceptible d' en compromettre le fonctionnement.

Radio Frequency Exposure Statement for IC

The device has been evaluated to meet general RF exposure requirements. The device can be used in mobile exposure conditions. The min separation distance is 65mm.

Déclaration d'exposition aux radiofréquences pour IC

L'appareil a été évalué pour répondre aux exigences générales en matière d'exposition aux RF. L'appareil peut être utilisé dans des conditions d'exposition mobiles. La distance de séparation minimale est de 65mm.

Operation of this device is restricted to indoor use only.(5GWIFI)

Le fonctionnement de cet appareil est limité à une utilisation en intérieur uniquement. (5GWIFI)