

Section 1. Setup photos

1.1 Radiated emissions



Figure 1.1-1: Radiated emissions setup photo – below 1 GHz




Figure 1.1-2: Radiated emissions setup photo – below 1 GHz



Figure 1.1-3: Radiated emissions setup photo – above 1 GHz

1.2 AC conducted emissions




Figure 1.2-1: AC power line conducted emissions – setup photo




Figure 1.2-2: AC power line conducted emissions – setup photo