

# **FCC/USCG Submission - EPIRB External**

## **Photograph & Labelling (Including FCC ID and NOAA)**

**Proposed FCC ID:** TXJMT403-G

**Model:** MT403

**Configuration Options:** MT403, MT403G, MT403FF, MT403FG

### 1. **EPIRB External Detail & Configurations**

The MT403 series EPIRB is provided in a number of configurations to best suit specific market and user requirements. These configurations are given within Table 1-1.

Configuration	Manual Activation	Water Activation (out of housing)	Auto-release	GPS
MT403	✓	✓		
MT403G	✓	✓		✓
MT403FF	✓	✓	✓	
MT403FG	✓	✓	✓	✓


**Table 1-1 MT403 Series Configurations**

Common marking detail is provided on components by permanent ink stamp printing. During manufacture additional model and marking detail is provided, as required, through a surface laser engraving process.

Where programming in country is required a durable laminated label is applied with Country and UIN (15 Hex ID details) by the distributor (using a purpose built Stdard Communications/GME programming kit). An example of reprogramming at the distribution level is the change of protocol and inclusion of vessel MMSI for GMDSS vessels.

For the US market it is expected that the majority of EPIRB will be provided with the country field marked "USA" and UIN (15-hex ID) marked ex-factory.

### 1.1 EPIRB Views and General Labelling Detail



Picture 1 - MT403 with laser marked model detail (Example shown, to be programmed by distributor)



Picture 2 - Sample MT403G with laser marked model detail (Detail example shown, to be programmed by distributor)



Picture 3 - Sample MT403FF laser marking detail (Example shown, to be programmed by distributor)



Picture 4 - Sample MT403FG laser marking detail (Example shown, to be programmed by distributor)




Picture 5 - Specification Side common to all MT403 series (MT403G shown)





Picture 6 - Operating instructions common to all MT403 series (MT403 shown)



Picture 7 - Rear marking detail common to all MT403 series (MT403G shown)

## 1.2 US Market Specific Labelling

### FCC ID

Proposed FCC ID as will be applied following approval of grant.



Picture 8 - FCC ID marking, all USA model variants

### NOAA Decal

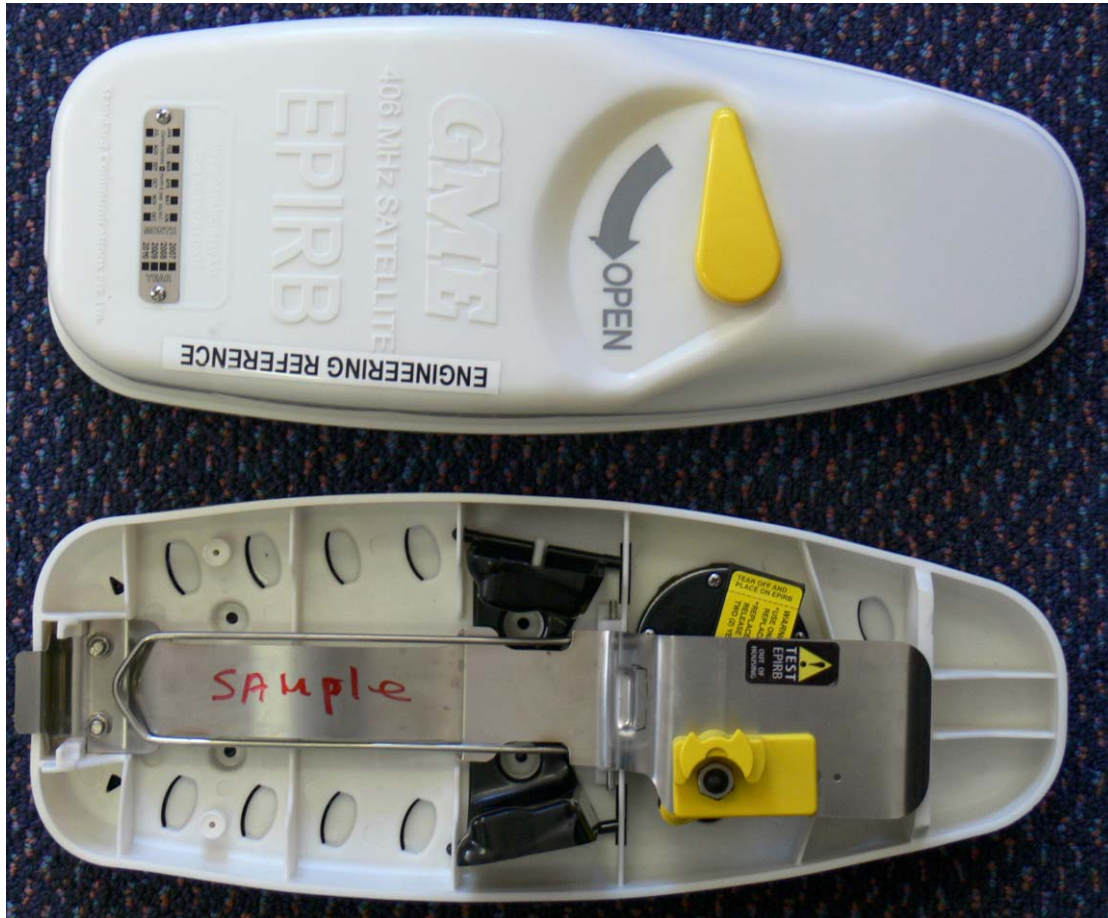


Picture 9 - NOAA Registration Requirement (Durable) Labelling, all USA model variants




## EPIRB Mounting and Housing Configuration Options

### 1.3 **MT403FF and MT403FG - Auto-release Housing**



Picture 10 - Auto-release Housing, Cover and Base (MT403FF/403FG)



Picture 11 - EPIRB in Auto-release housing, cover removed (MT403FF/403FG)

### 1.4 **MT403 and MT403G manual release bracket**



Picture 12 - MT403 in manual release bracket - RHS perspective (MT403G shown)



Picture 13 - MT403 in manual release bracket- LHS perspective (MT403 shown)