


TEST SETUP PHOTOGRAPHS

Applicant: **STANDARD COMMUNICATIONS PTY.LTD.**
FCC ID: **TXJCM60V25**
IC: **7332A-CM60V25**


Conducted Measurements



Applicant: **STANDARD COMMUNICATIONS PTY.LTD.**
FCC ID: **TXJCM60V25**


TEST SETUP PHOTOGRAPHS

Spurious Emissions at the Antenna Terminal




TEST SETUP PHOTOGRAPHS

Field Strength of Spurious Emissions, EUT Test Arrangement



TEST SETUP PHOTOGRAPHS

Field Strength of Spurious Emissions, < 30 MHz (Loop Antenna)




TEST SETUP PHOTOGRAPHS

Field Strength of Spurious Emissions, 30 MHz to 200 MHz (Biconical Antenna)




TEST SETUP PHOTOGRAPHS

Field Strength of Spurious Emissions, 200 MHz to 1 GHz (Log Periodic Antenna)



TEST SETUP PHOTOGRAPHS

Field Strength of Spurious Emissions, > 1 GHz (Dual Ridge Waveguide Antenna)



TEST SETUP PHOTOGRAPHS

Frequency Stability



TEST SETUP PHOTOGRAPHS

Transient Frequency Response

