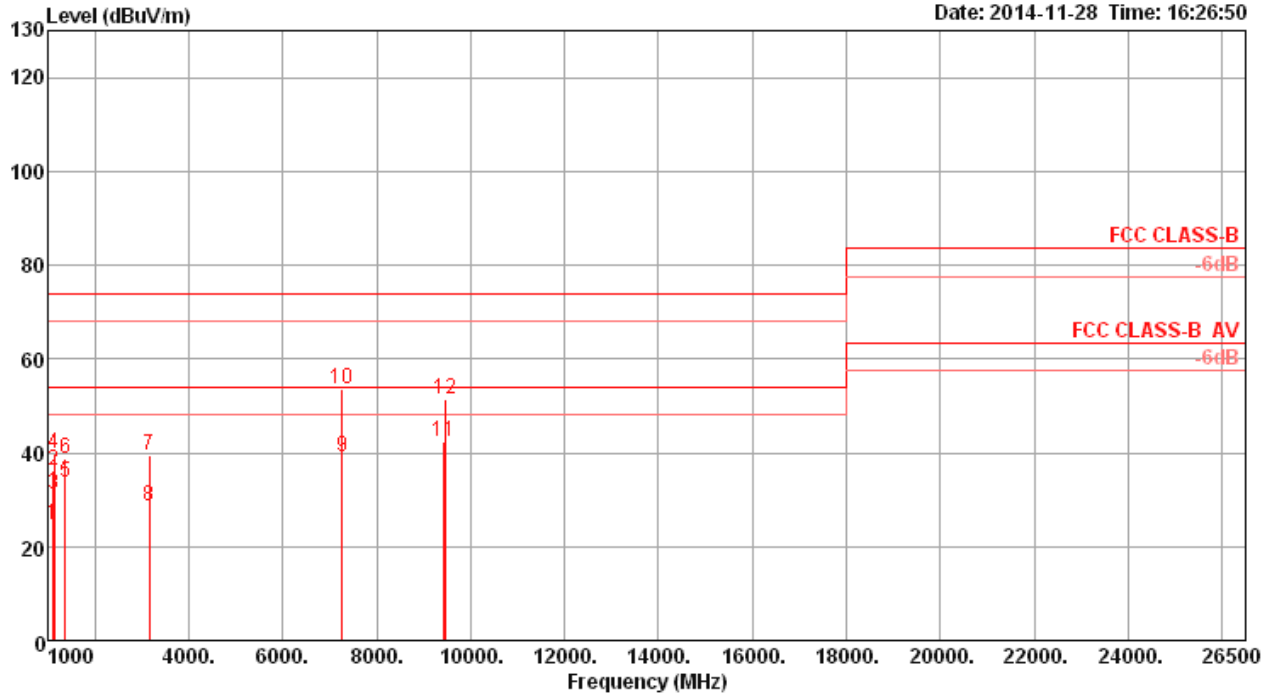


## Appendix C. Radiated Emission Co-location Report

# 1. Results of Radiated Emissions for Co-located

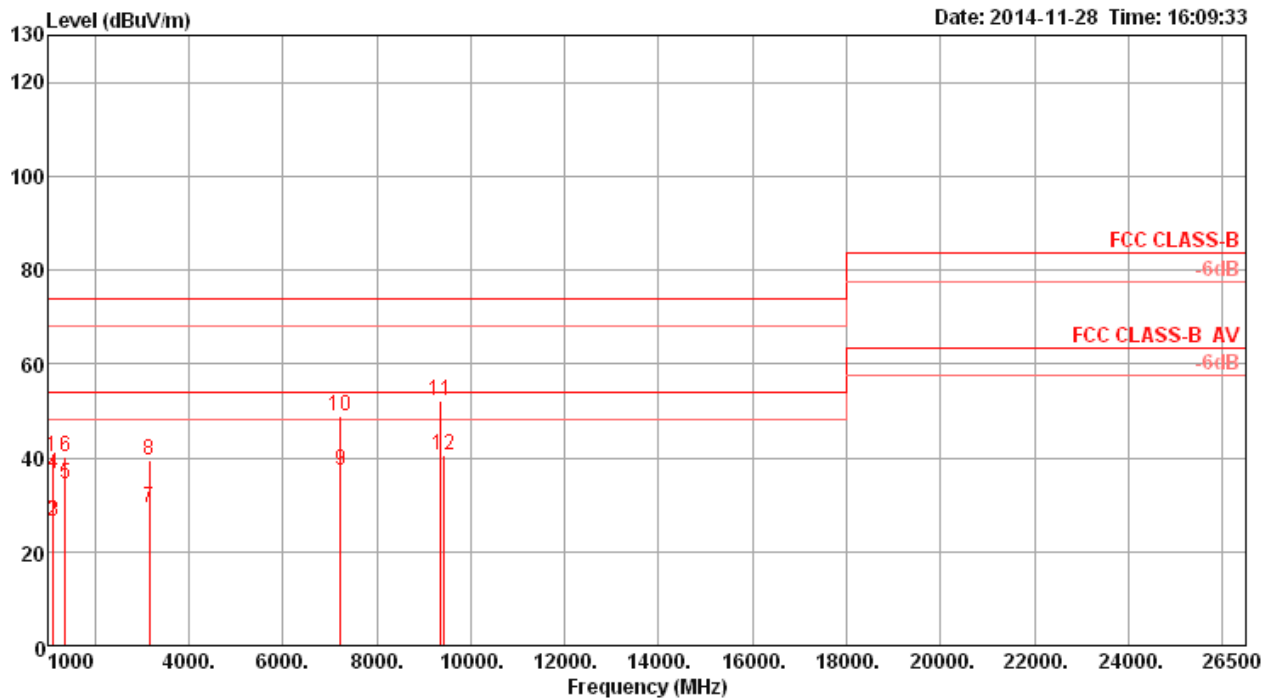
Temperature	26°C	Humidity	68%
Test Engineer	Lucas Huang / Andy Tsai	Configurations	2.4G WLAN + Bluetooth

## Horizontal



	Freq	Level	Limit Line	Over Limit	Read Level	Cable Loss	Antenna Factor	Preamp Factor	Remark	A/Pos	T/Pos	Pol/Phase
	MHz	dBuV/m	dBuV/m	dB	dBuV	dB	dB/m	dB		cm	deg	
1	1103.25	24.54	54.00	-29.46	31.95	2.70	24.32	34.43	Average	117	142	HORIZONTAL
2	1109.13	36.17	74.00	-37.83	43.53	2.70	24.37	34.43	Peak	117	142	HORIZONTAL
3	1121.95	31.13	54.00	-22.87	38.41	2.72	24.43	34.43	Average	132	175	HORIZONTAL
4	1126.86	39.70	74.00	-34.30	47.01	2.72	24.43	34.46	Peak	132	175	HORIZONTAL
5	1370.67	33.56	54.00	-20.44	40.11	3.02	25.17	34.74	Average	162	128	HORIZONTAL
6	1377.12	38.58	74.00	-35.42	45.13	3.02	25.17	34.74	Peak	162	128	HORIZONTAL
7	3152.41	39.30	74.00	-34.70	39.48	4.81	30.21	35.20	Peak	202	239	HORIZONTAL
8	3155.12	28.62	54.00	-25.38	28.80	4.81	30.21	35.20	Average	202	239	HORIZONTAL
9	7261.54	39.23	54.00	-14.77	31.11	7.10	36.43	35.41	Average	185	260	HORIZONTAL
10	7265.13	53.65	74.00	-20.35	45.52	7.11	36.43	35.41	Peak	185	260	HORIZONTAL
11	9420.02	42.50	54.00	-11.50	31.25	8.52	38.41	35.68	Average	159	55	HORIZONTAL
12	9460.13	51.43	74.00	-22.57	40.11	8.54	38.47	35.69	Peak	159	55	HORIZONTAL

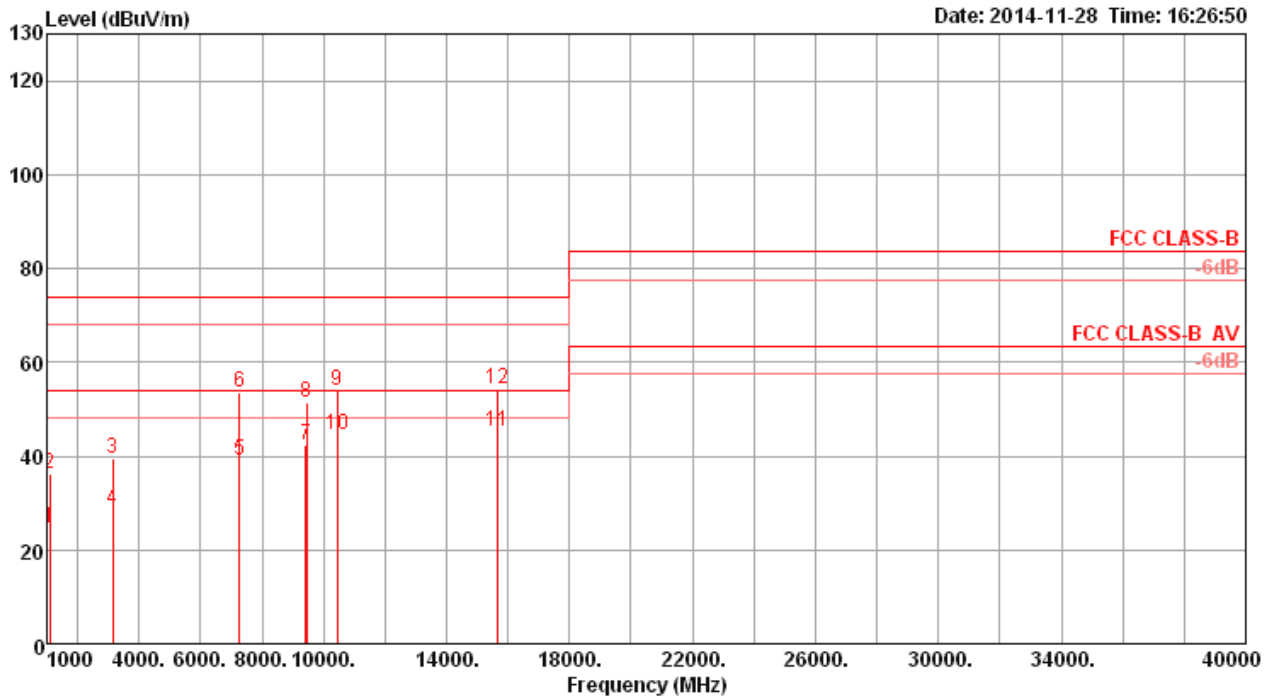
Vertical



	Freq	Level	Limit Line	Over Limit	Read Level	Cable Loss	Antenna Factor	Preamp Factor	Remark	A/Pos	T/Pos	Pol/Phase
	MHz	dBuV/m	dBuV/m	dB	dBuV	dB	dB/m	dB		cm	deg	
1	1103.42	40.19	74.00	-33.81	47.60	2.70	24.32	34.43	Peak	192	185	VERTICAL
2	1107.48	26.52	54.00	-27.48	33.88	2.70	24.37	34.43	Average	192	185	VERTICAL
3	1121.88	26.47	54.00	-27.53	33.75	2.72	24.43	34.43	Average	126	332	VERTICAL
4	1122.43	36.56	74.00	-37.44	43.84	2.72	24.43	34.43	Peak	126	332	VERTICAL
5	1374.16	34.27	54.00	-19.73	40.82	3.02	25.17	34.74	Average	101	125	VERTICAL
6	1377.21	40.30	74.00	-33.70	46.85	3.02	25.17	34.74	Peak	101	125	VERTICAL
7	3157.15	29.24	54.00	-24.76	29.42	4.81	30.21	35.20	Average	221	52	VERTICAL
8	3160.42	39.30	74.00	-34.70	39.48	4.81	30.21	35.20	Peak	221	52	VERTICAL
9	7235.45	37.19	54.00	-16.81	29.13	7.09	36.37	35.40	Average	160	263	VERTICAL
10	7239.11	48.71	74.00	-25.29	40.65	7.09	36.37	35.40	Peak	160	263	VERTICAL
11	9369.10	52.04	74.00	-21.96	40.86	8.49	38.36	35.67	Peak	108	331	VERTICAL
12	9421.13	40.40	54.00	-13.60	29.13	8.52	38.43	35.68	Average	108	331	VERTICAL

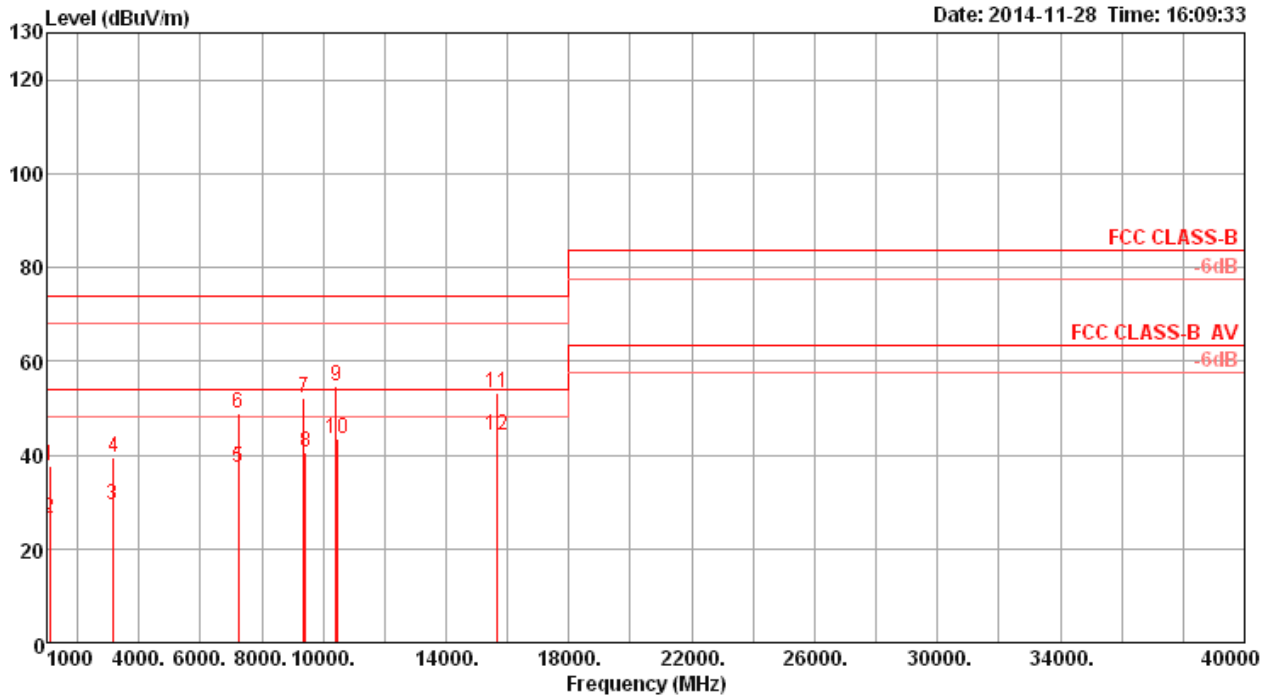
Temperature	26°C	Humidity	68%
Test Engineer	Lucas Huang / Andy Tsai	Configurations	5G WLAN + Bluetooth

Horizontal



	Freq	Level	Limit	Over	Read	Cable	Antenna	Preamp	Remark	A/Pos	T/Pos	Pol/Phase
	MHz	dBuV/m	dBuV/m	dB	dBuV	Loss	Factor	Factor		cm	deg	
1	1103.25	24.54	54.00	-29.46	31.95	2.70	24.32	34.43	Average	117	142	HORIZONTAL
2	1109.13	36.17	74.00	-37.83	43.53	2.70	24.37	34.43	Peak	117	142	HORIZONTAL
3	3152.41	39.30	74.00	-34.70	39.48	4.81	30.21	35.20	Peak	202	239	HORIZONTAL
4	3155.12	28.62	54.00	-25.38	28.80	4.81	30.21	35.20	Average	202	239	HORIZONTAL
5	7261.54	39.23	54.00	-14.77	31.11	7.10	36.43	35.41	Average	185	260	HORIZONTAL
6	7265.13	53.65	74.00	-20.35	45.52	7.11	36.43	35.41	Peak	185	260	HORIZONTAL
7	9420.02	42.50	54.00	-11.50	31.25	8.52	38.41	35.68	Average	159	55	HORIZONTAL
8	9460.13	51.43	74.00	-22.57	40.11	8.54	38.47	35.69	Peak	159	55	HORIZONTAL
9	10434.13	54.12	74.00	-19.88	40.95	8.55	39.88	35.26	Peak	201	49	HORIZONTAL
10	10437.44	44.63	54.00	-9.37	31.46	8.55	39.88	35.26	Average	201	49	HORIZONTAL
11	15633.12	45.32	54.00	-8.68	32.12	10.78	37.99	35.57	Average	172	63	HORIZONTAL
12	15636.91	54.43	74.00	-19.57	41.23	10.78	37.99	35.57	Peak	172	63	HORIZONTAL

Vertical



	Freq	Level	Limit Line	Over Limit	Read Level	Cable Loss	Antenna Factor	Preamp Factor	Remark	A/Pos	T/Pos	Pol/Phase
	MHz	dBuV/m	dBuV/m	dB	dBuV	dB	dB/m	dB		cm	deg	
1	1101.15	37.75	74.00	-36.25	45.16	2.70	24.32	34.43	Peak	177	93	VERTICAL
2	1105.15	26.34	54.00	-27.66	33.70	2.70	24.37	34.43	Average	177	93	VERTICAL
3	3157.15	29.24	54.00	-24.76	29.42	4.81	30.21	35.20	Average	221	52	VERTICAL
4	3160.42	39.30	74.00	-34.70	39.48	4.81	30.21	35.20	Peak	221	52	VERTICAL
5	7235.45	37.19	54.00	-16.81	29.13	7.09	36.37	35.40	Average	160	263	VERTICAL
6	7239.11	48.71	74.00	-25.29	40.65	7.09	36.37	35.40	Peak	160	263	VERTICAL
7	9369.10	52.04	74.00	-21.96	40.86	8.49	38.36	35.67	Peak	108	331	VERTICAL
8	9421.13	40.40	54.00	-13.60	29.13	8.52	38.43	35.68	Average	108	331	VERTICAL
9	10424.99	54.68	74.00	-19.32	41.55	8.55	39.84	35.26	Peak	172	97	VERTICAL
10	10437.15	43.29	54.00	-10.71	30.12	8.55	39.88	35.26	Average	172	97	VERTICAL
11	15635.16	53.33	74.00	-20.67	40.13	10.78	37.99	35.57	Peak	201	122	VERTICAL
12	15637.52	44.23	54.00	-9.77	31.03	10.78	37.99	35.57	Average	201	122	VERTICAL