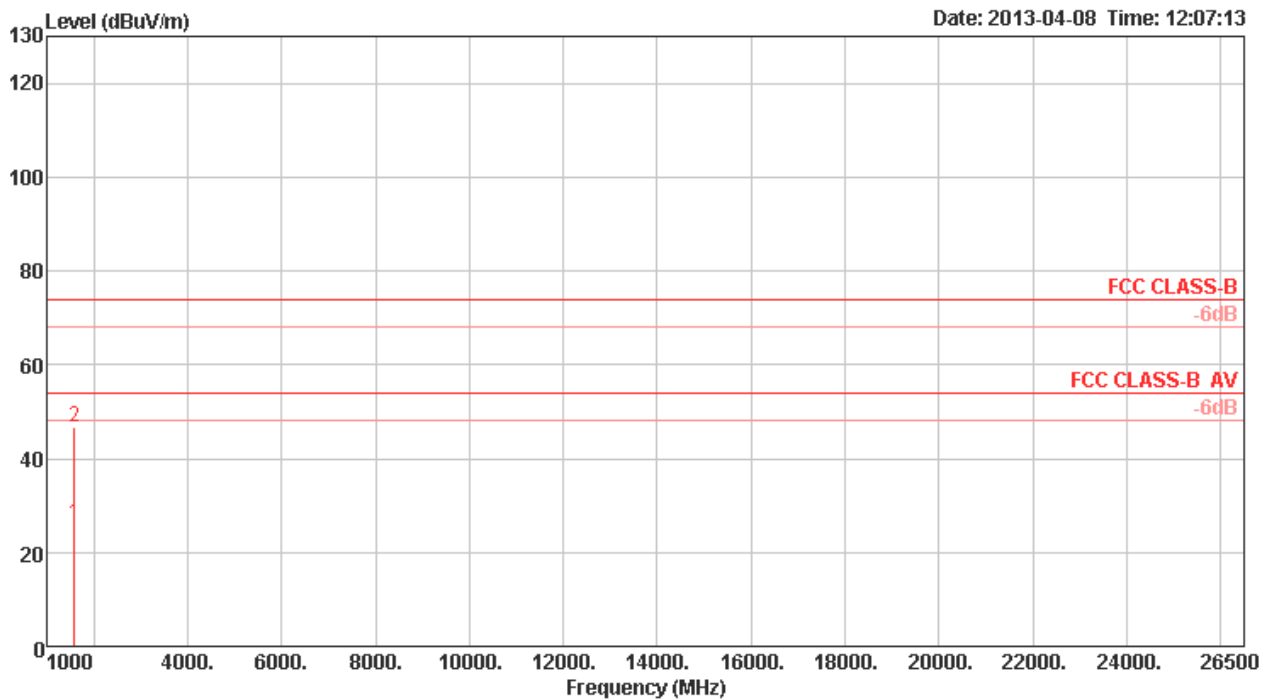


Appendix C. Co-location

1. Results of Radiated Emissions for Co-located

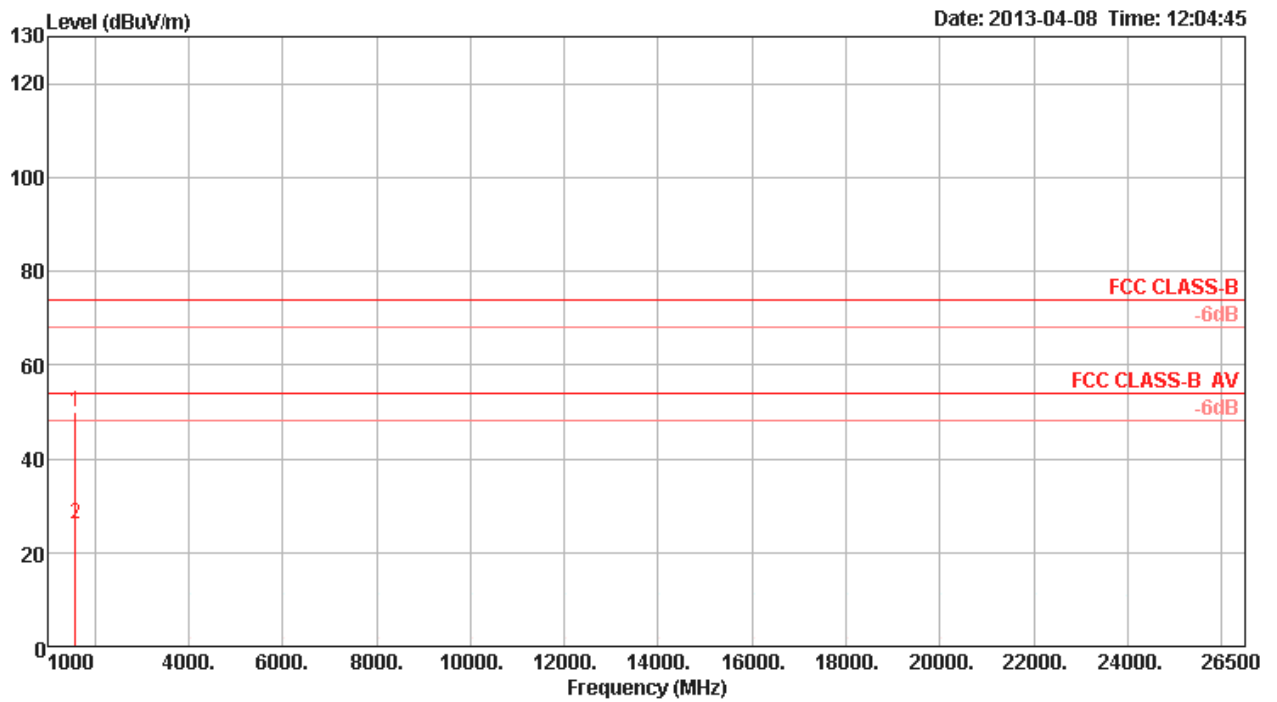
Temperature	24°C	Humidity	60%
Test Engineer	Sean Ku	Test Mode	Mode 2
Configurations	HMC+PIFA with I-PEX connector: 1 in 20MHz 2437MHz+Bluetooth 2480MHz(Bluetooth Path Chain 2)		

Horizontal



	Freq	Level	Limit	Over	Read	CableAntenna	Preamp	Remark	A/Pos	T/Pos	Pol/Phase
	MHz	dBuV/m	dBuV/m	dB	dBuV	dB	dB/m	dB	cm	deg	
1	1595.11	26.11	54.00	-27.89	31.94	3.21	25.86	34.90 Average	144	289	HORIZONTAL
2	1596.56	46.87	74.00	-27.13	52.70	3.21	25.86	34.90 Peak	144	289	HORIZONTAL

Vertical



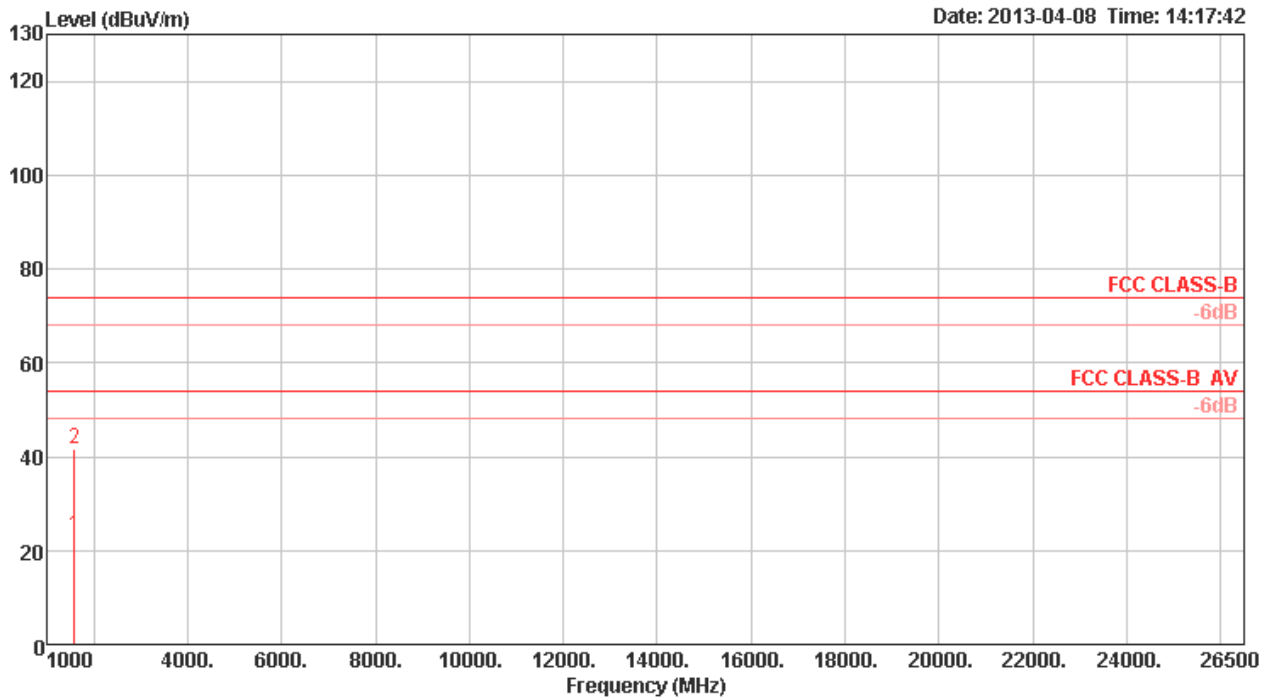
Date: 2013-04-08 Time: 12:04:45

	Freq	Level	Limit	Over	Read	CableAntenna	Preamp	Remark	A/Pos	T/Pos	Pol/Phase
	MHz	dBuV/m	dBuV/m	dB	dBuV	dB	dB/m	dB	cm	deg	
1	1593.12	49.94	74.00	-24.06	55.77	3.21	25.86	34.90	Peak	116	255 VERTICAL
2	1595.45	26.01	54.00	-27.99	31.84	3.21	25.86	34.90	Average	116	255 VERTICAL



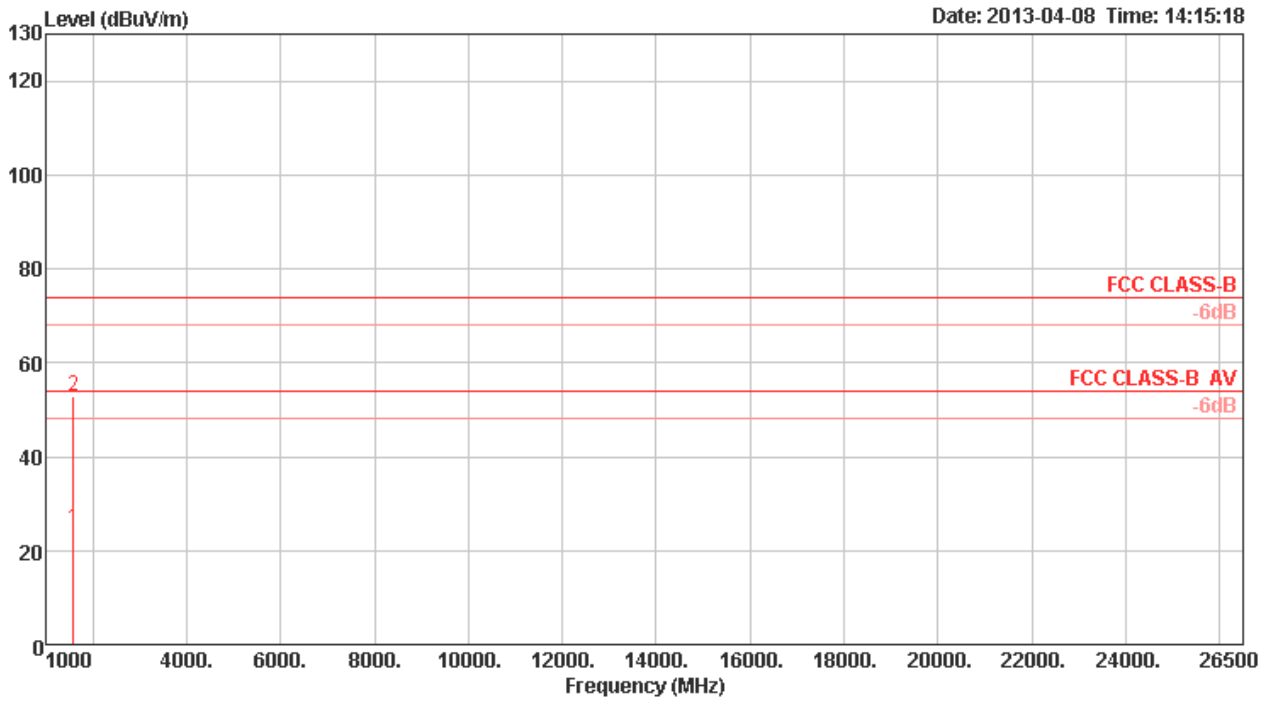
Temperature	24°C	Humidity	60%
Test Engineer	Sean Ku	Test Mode	Mode 3
Configurations	HMC + Dipole with I-PEX connector: 11 n 20MHz 2437MHz + Bluetooth 2480MHz (Bluetooth Path Chain 2)		

Horizontal



	Freq	Level	Limit Line	Over Limit	Read Level	CableAntenna Loss	Antenna Factor	Preamp Factor	Remark	A/Pos	T/Pos	Pol/Phase
	MHz	dBuV/m	dBuV/m	dB	dBuV	dB	dB/m	dB		cm	deg	
1	1594.28	23.21	54.00	-30.79	29.04	3.21	25.86	34.90	Average	100	307	HORIZONTAL
2	1595.45	41.64	74.00	-32.36	47.47	3.21	25.86	34.90	Peak	100	307	HORIZONTAL

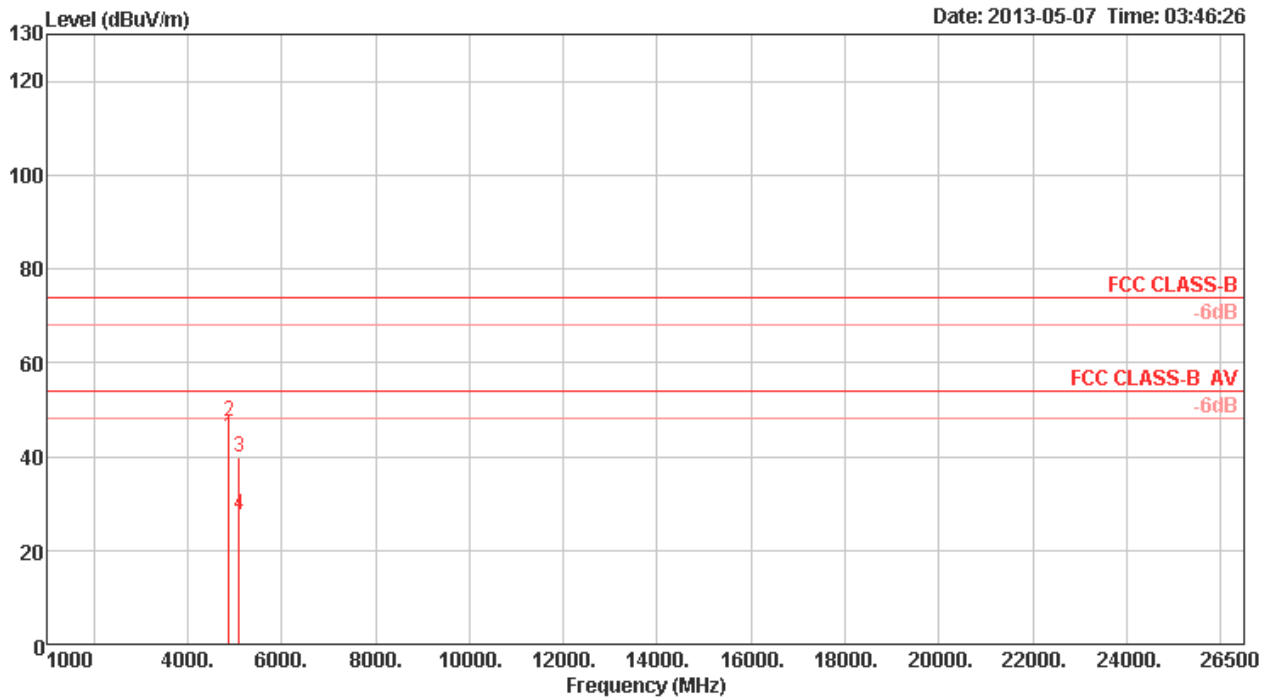
Vertical



	Freq	Level	Limit Line	Over Limit	Read Level	CableAntenna Loss	Antenna Factor	Preamp Factor	Remark	A/Pos	T/Pos	Pol/Phase
	MHz	dBuV/m	dBuV/m	dB	dBuV	dB	dB/m	dB		cm	deg	
1	1592.80	24.49	54.00	-29.51	30.32	3.21	25.86	34.90	Average	100	265	VERTICAL
2	1595.26	52.96	74.00	-21.04	58.79	3.21	25.86	34.90	Peak	100	265	VERTICAL

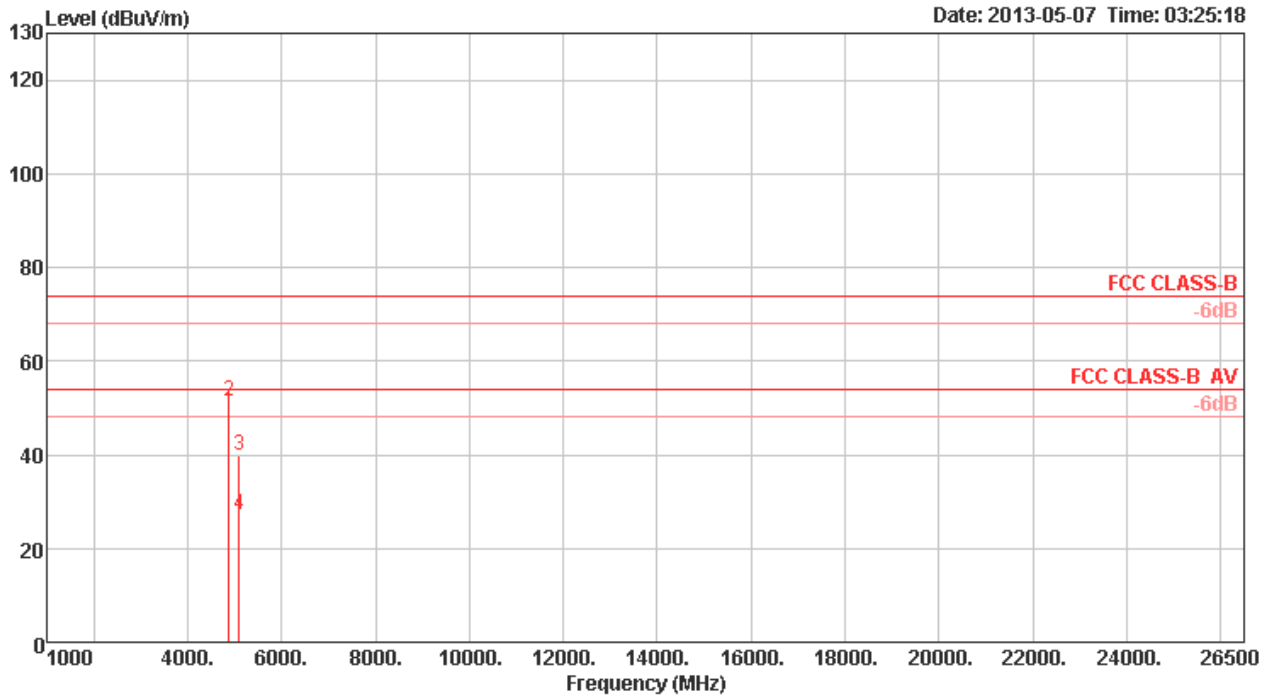
Temperature	24°C	Humidity	60%
Test Engineer	Sean Ku	Test Mode	Mode 5
Configurations	HMC+PIFA with I-PEX connector:11b Chain1 2437MHz+Bluetooth 2480MHz (WLAN Path Chain 2)		

Horizontal



	Freq	Level	Limit	Over	Read	CableAntenna	Preamp		A/Pos	T/Pos	
	MHz	dBuV/m	Line	Limit	Level	Loss	Factor	Factor	Remark	cm	deg
			dBuV/m	dB	dBuV	dB	dB/m	dB			
1	4873.96	44.01	54.00	-9.99	45.73	0.00	33.48	35.20	Average	100	318 HORIZONTAL
2	4874.00	47.53	74.00	-26.47	49.25	0.00	33.48	35.20	Peak	100	318 HORIZONTAL
3	5095.17	39.99	74.00	-34.01	41.28	0.00	33.91	35.20	Peak	100	190 HORIZONTAL
4	5095.80	27.61	54.00	-26.39	28.90	0.00	33.91	35.20	Average	100	190 HORIZONTAL

Vertical

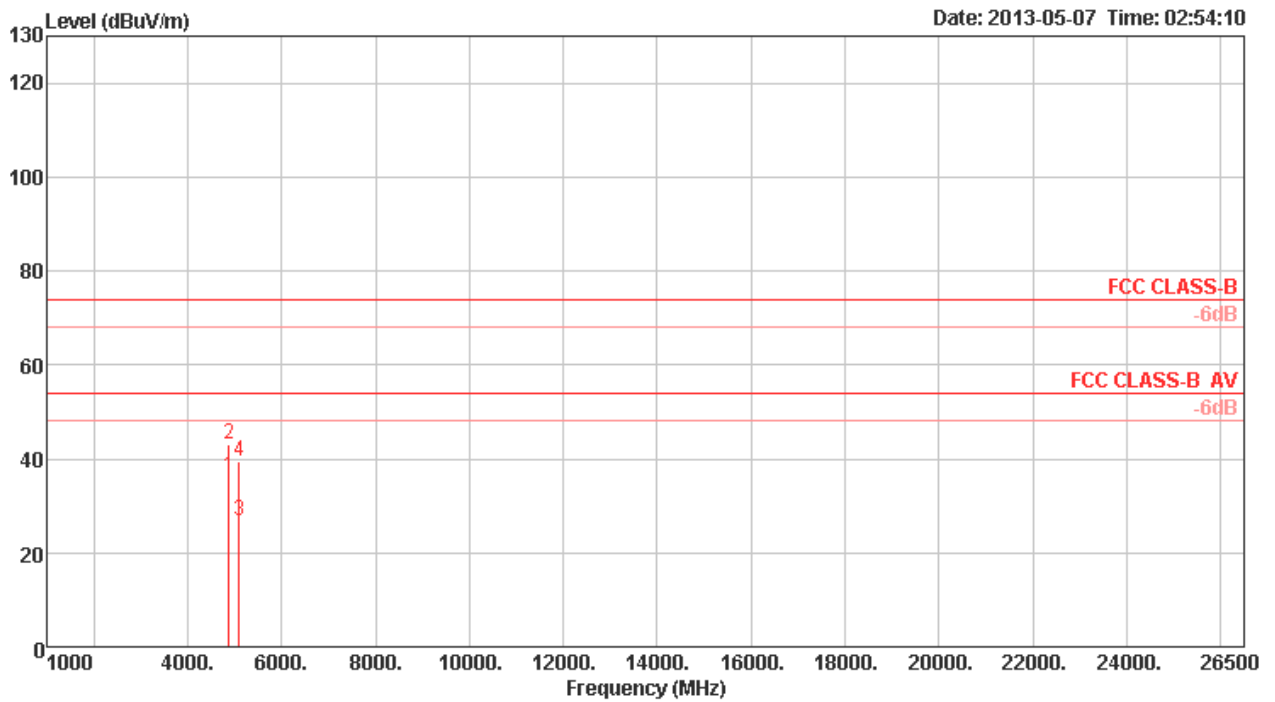


	Freq	Level	Limit	Over	Read	CableAntenna	Preamp		A/Pos	T/Pos	
	MHz	dBuV/m	dBuV/m	dB	dBuV	dB	dB/m	dB	cm	deg	Pol/Phase
1	4873.94	49.33	54.00	-4.67	51.05	0.00	33.48	35.20	108	272	VERTICAL
2	4873.94	51.58	74.00	-22.42	53.30	0.00	33.48	35.20	108	272	VERTICAL
3	5089.43	39.72	74.00	-34.28	41.05	0.00	33.87	35.20	100	215	VERTICAL
4	5090.11	27.21	54.00	-26.79	28.54	0.00	33.87	35.20	100	215	VERTICAL



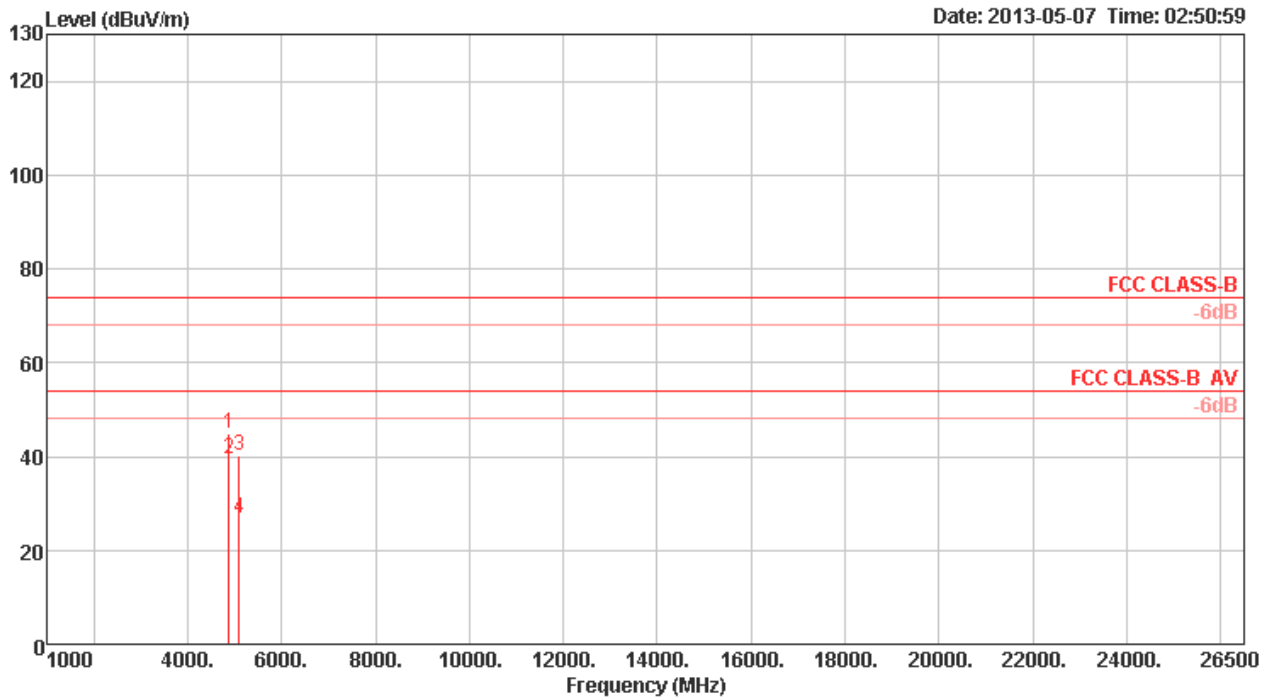
Temperature	24°C	Humidity	60%
Test Engineer	Sean Ku	Test Mode	Mode 8
Configurations	HMC+ Dipole with I-PEX connector: 11b Chain2 2437MHz+Bluetooth 2480MHz (Bluetooth Path Chain 2)		

Horizontal



	Freq	Level	Limit	Over	Read	CableAntenna	Preamp		A/Pos	T/Pos	
	MHz	dBuV/m	Line	Limit	Level	Loss	Factor	Factor	cm	deg	Pol/Phase
1	4873.96	36.27	54.00	-17.73	37.99	0.00	33.48	35.20	100	304	HORIZONTAL
2	4874.00	43.23	74.00	-30.77	44.95	0.00	33.48	35.20	100	304	HORIZONTAL
3	5089.93	26.85	54.00	-27.15	28.18	0.00	33.87	35.20	100	120	HORIZONTAL
4	5090.15	39.54	74.00	-34.46	40.87	0.00	33.87	35.20	100	120	HORIZONTAL

Vertical



	Freq	Level	Limit	Over	Read	CableAntenna	Preamp		A/Pos	T/Pos	
	MHz	dBUV/m	dBUV/m	dB	dBUV	dB	dB/m	dB	cm	deg	Pol/Phase
1	4873.92	44.75	74.00	-29.25	46.47	0.00	33.48	35.20	100	280	VERTICAL
2	4873.95	39.53	54.00	-14.47	41.25	0.00	33.48	35.20	100	280	VERTICAL
3	5089.91	40.15	74.00	-33.85	41.48	0.00	33.87	35.20	100	154	VERTICAL
4	5090.75	26.85	54.00	-27.15	28.18	0.00	33.87	35.20	100	154	VERTICAL