

Appendix B. Test Photos


1. Photographs of Conducted Emissions Test Configuration

<For Main Source – Mode 1>:

FRONT VIEW



REAR VIEW




<For Main Source – Mode 2>:

FRONT VIEW



REAR VIEW



<For Second Source –Mode 1 >:

FRONT VIEW



REAR VIEW




<For Second Source – Mode 2>:

FRONT VIEW



REAR VIEW



2. Photographs of Radiated Emissions Test Configuration

Test Configuration: 9kHz ~30MHz

FRONT VIEW




REAR VIEW



Test Configuration: 30MHz~1GHz

<Main Source – Mode 1>:

FRONT VIEW



REAR VIEW




SIDE VIEW



Test Configuration: 30MHz~1GHz

<Main Source – Mode 2>:

FRONT VIEW



REAR VIEW




SIDE VIEW



Test Configuration: 30MHz~1GHz

<Second Source – Mode 1>:

FRONT VIEW



REAR VIEW




SIDE VIEW



Test Configuration: 30MHz~1GHz

<Second Source – Mode 2>:

FRONT VIEW



REAR VIEW




SIDE VIEW



Test Configuration: Above 1GHz

< Main Source, Second Source – Mode 1 >:

FRONT VIEW




REAR VIEW



Test Configuration: Above 1GHz

< Main Source, Second Source – Mode 2>:

FRONT VIEW



REAR VIEW



<For Co-Location Function>:

<Main Source, Second Source – Mode 1 ~ Mode 2>:

FRONT VIEW



REAR VIEW

