



# RTK-ANT-0022 PIFA measurement report

Jeany Ling

May 18, 2023





# RTK-ANT-0022 PIFA measurement report

- Report History

Test Items	Test Date	Test Engineer
S-Parameter measurement	2021.12.20	Jeany
Radiation patterns measurement	2022.01.27	Jeany





# RTK-ANT-0022 PIFA measurement report

- Antenna Specifications

Category	Specifications	
Frequency	2400-2480MHz	5150-7125MHz
Peak gain	3.4dBi	5.0dBi
Antenna brand	REALTEK	
Part number	RTK-ANT-0022	
Antenna type	PIFA	
Polarization	Linear	
Impedance	50Ω	
Dimensions	35 x 7 x 6 mm <sup>3</sup>	
Connector	IPEX MHF4	
Cable	Φ1.37 L: 300mm	





# RTK-ANT-0022 PIFA measurement report

- **Equipment List**

Equipment Description	Manufacturer	Identification no.	Current calibration date	Next calibration date
EMC Analyzer	Agilent	E7405A	2021/12/21	2023/12/20
Signal generator	Agilent	E8257D	2021/01/21	2023/01/20
Microwave system amplifier	Keysight	83017A	2022/03/17	2023/03/16
Power supply	Keysight	87421A	N/A	N/A
Position controller	Chance Most	CM100	N/A	N/A
Horn antenna	ETS-Lindgren	3117	N/A	N/A





# RTK-ANT-0022 PIFA measurement report

- **Test Software**

Description	Manufacturer	Identification no.
Measurement software	REALTEK	Radiation plotter v3.0

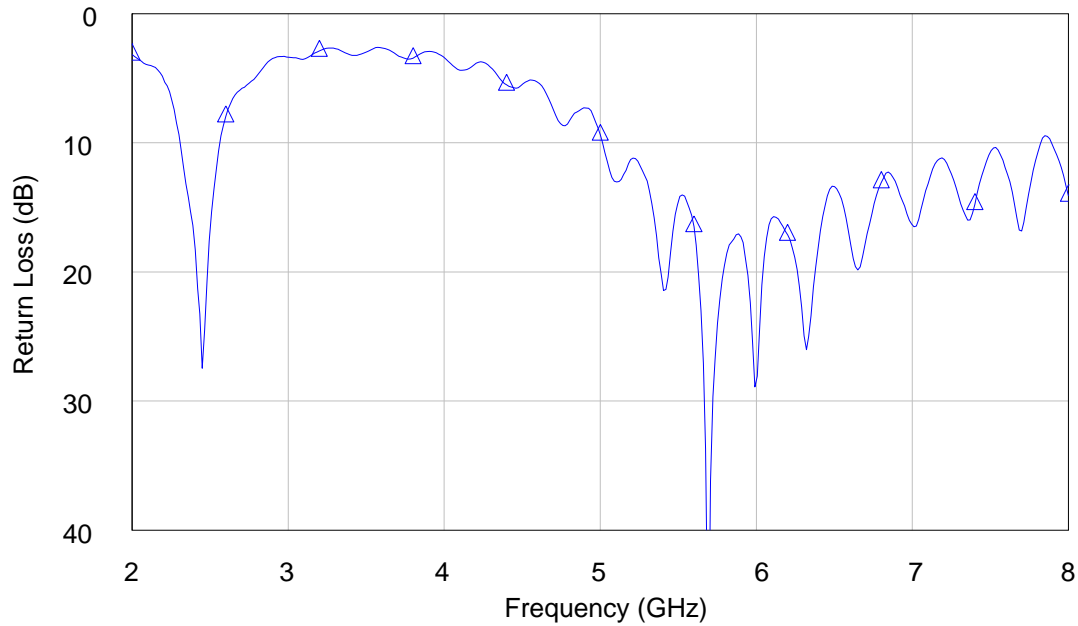




# RTK-ANT-0022 PIFA measurement report

- Return Loss

10-dB BW	2.30 ~ 2.56 GHz	5.01 ~ 7.85 GHz
----------	-----------------	-----------------

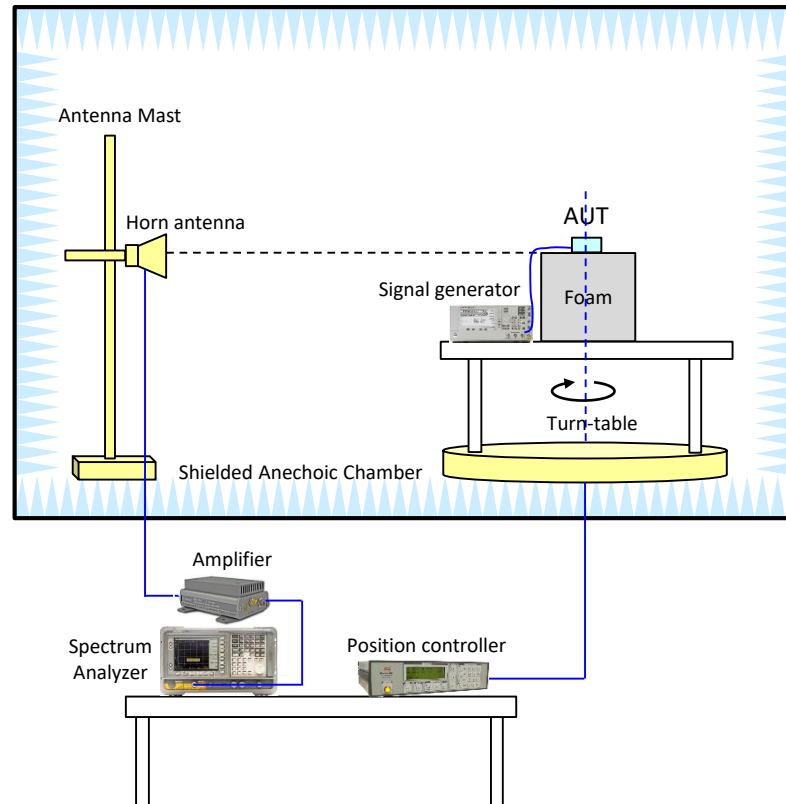




# RTK-ANT-0022 PIFA measurement report

- **Test procedure**

- The AUT was placed upon a turn-table above a foam.
- At each frequency, the AUT was rotated 360°.
- Rotated AUT to each test plane (xy-plane, yz-plane and xz-plane).
- Measurements were performed for both horizontal and vertical polarization.







# RTK-ANT-0022 PIFA measurement report

- **Applicable test method**

- The individual antenna gain was measured as indicated in this report.
- Here is a 2D radiation pattern measurement method.
- The Horn antenna is first fixed for horizontal polarization.
- The AUT will then be rotated 360 degree of phi rotation.
- Capture measured data with 4-degree step angle from the Horn antenna.
- The Horn antenna will then be changed for vertical polarization measurement, and the process repeated.
- Change the AUT position to XY-plane, YZ-plane and XZ-plane placement.








# RTK-ANT-0022 PIFA measurement report

- Test Setup Photo


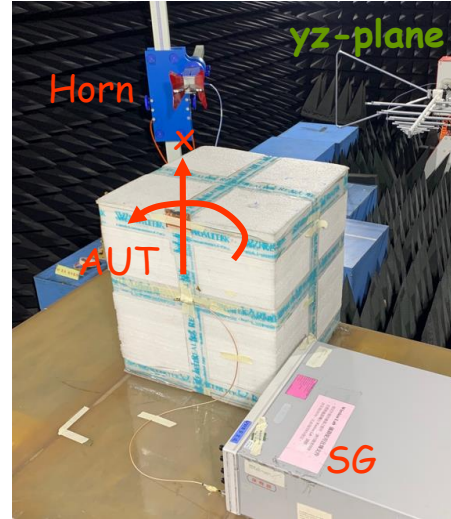
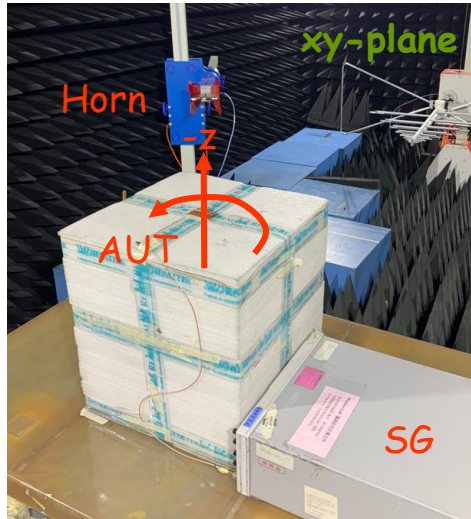




# RTK-ANT-0022 PIFA measurement report

- **Radiation Patterns**

- Frequency : 2400MHz, 2450MHz, 2480MHz, 5150MHz, 5250MHz, 5350MHz, 5470MHz, 5725MHz, 5850MHz, 5895MHz, 5925MHz, 6425MHz, 6525MHz, 6875MHz and 7125MHz
- Test plane : xy-plane, xz-plane and yz-plane
- Input power : SG 0dBm
- Place: RTK 4F chamber
- Horn h: horizontal polarization
- Horn v: vertical polarization



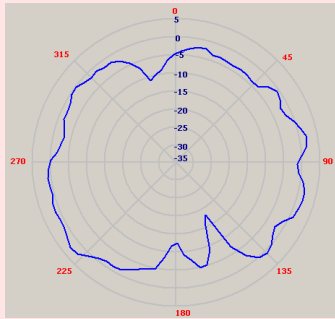


# RTK-ANT-0022 PIFA measurement report

- Radiation Patterns – 2400 MHz

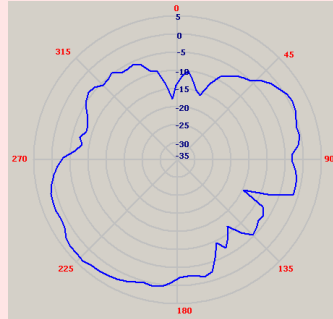
horizontal

### xy-plane



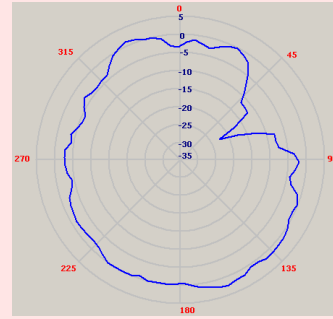
Pol.	Peak	avg.
h	+2.5	-1.6

### yz-plane



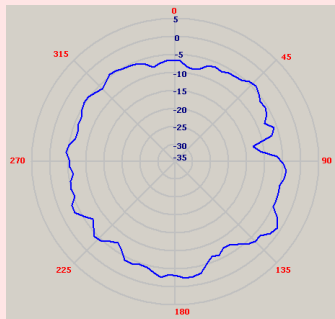
Pol.	peak	avg.
h	+3.4	-2.2

### xz-plane

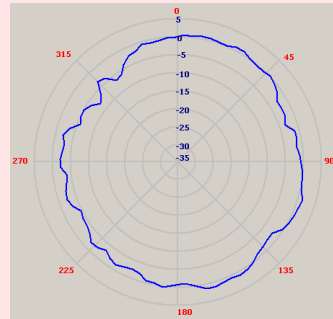


Pol.	peak	avg.
h	+2.2	-1.7

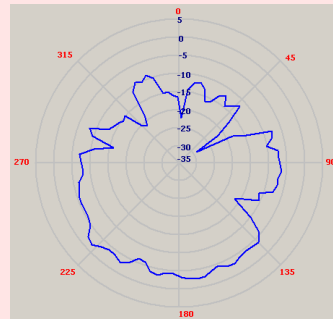
vertical



Pol.	peak	avg.
v	-1.2	-5.3



Pol.	peak	avg.
v	+1.9	-1.4



Pol.	peak	avg.
v	-2.0	-7.2

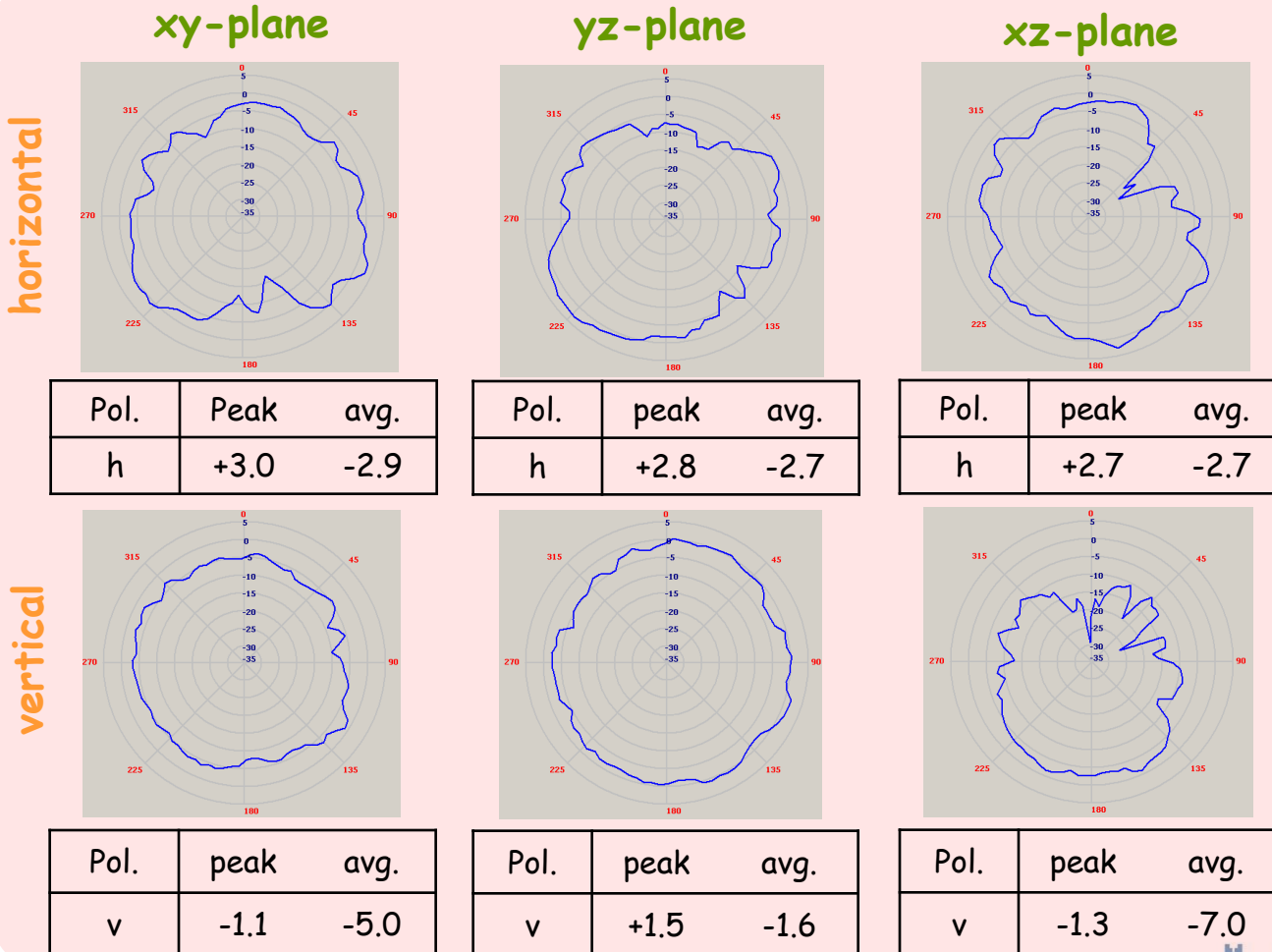






# RTK-ANT-0022 PIFA measurement report

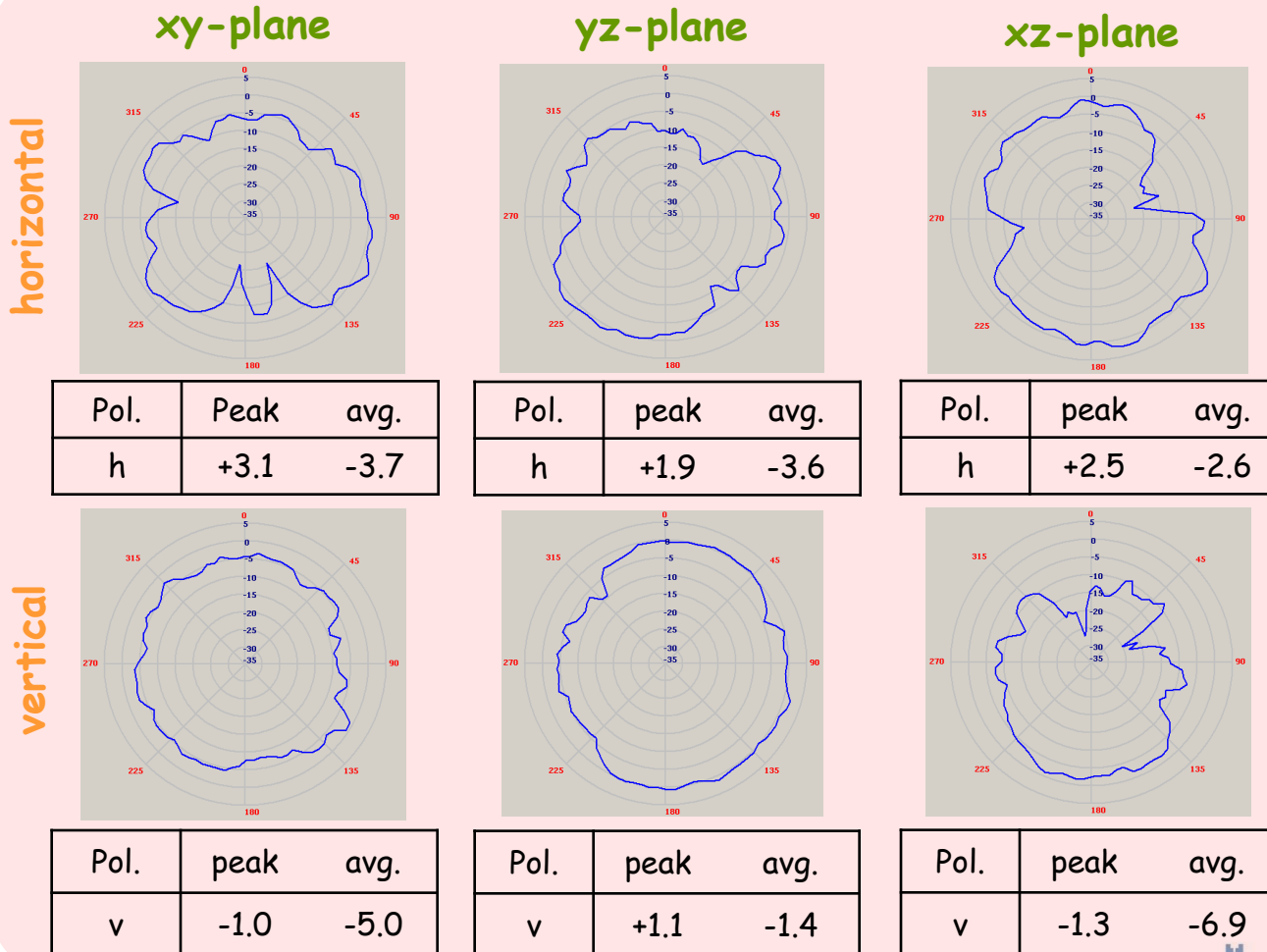
- Radiation Patterns – 2450 MHz





# RTK-ANT-0022 PIFA measurement report

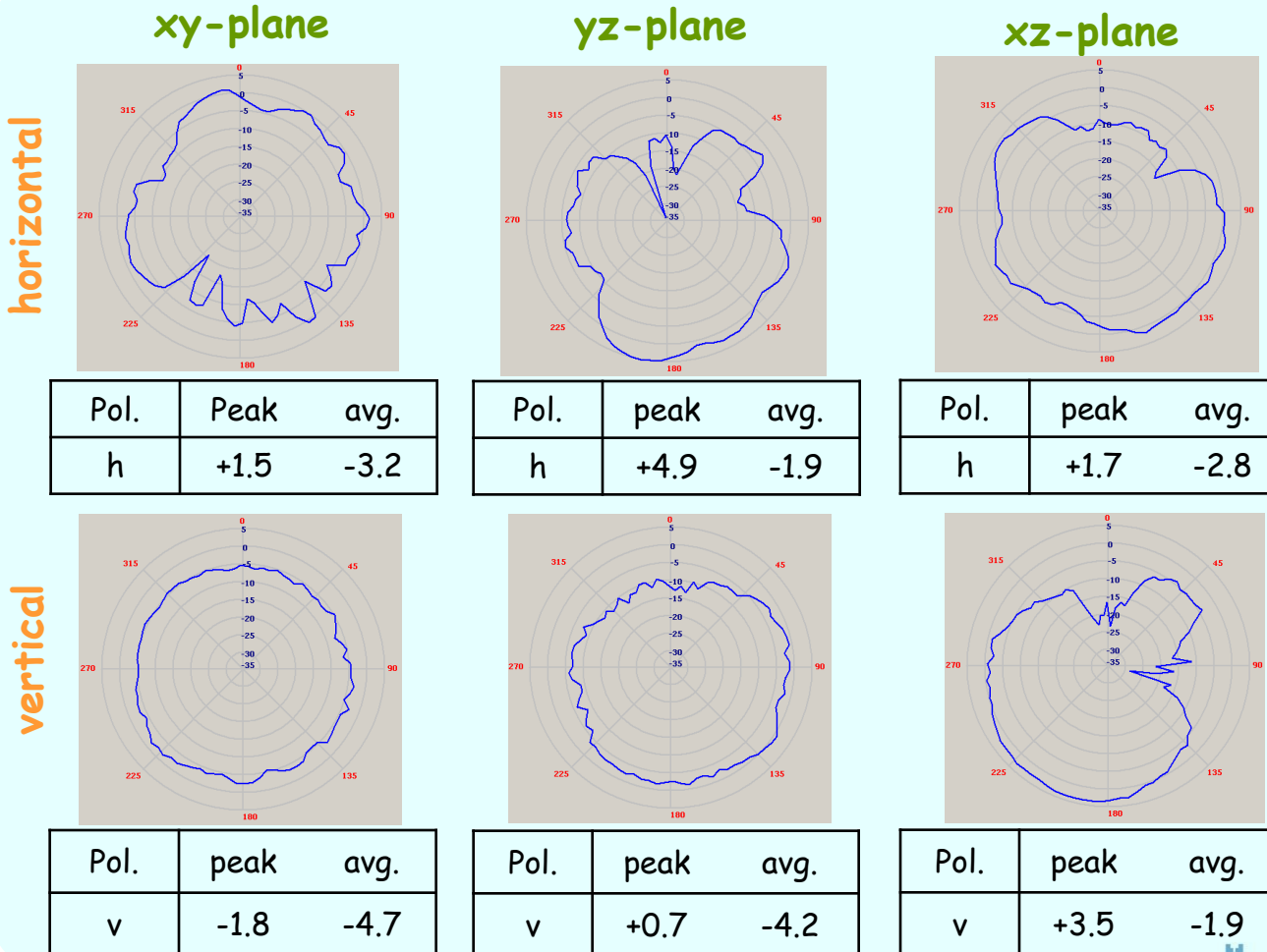
- Radiation Patterns – 2480 MHz





# RTK-ANT-0022 PIFA measurement report

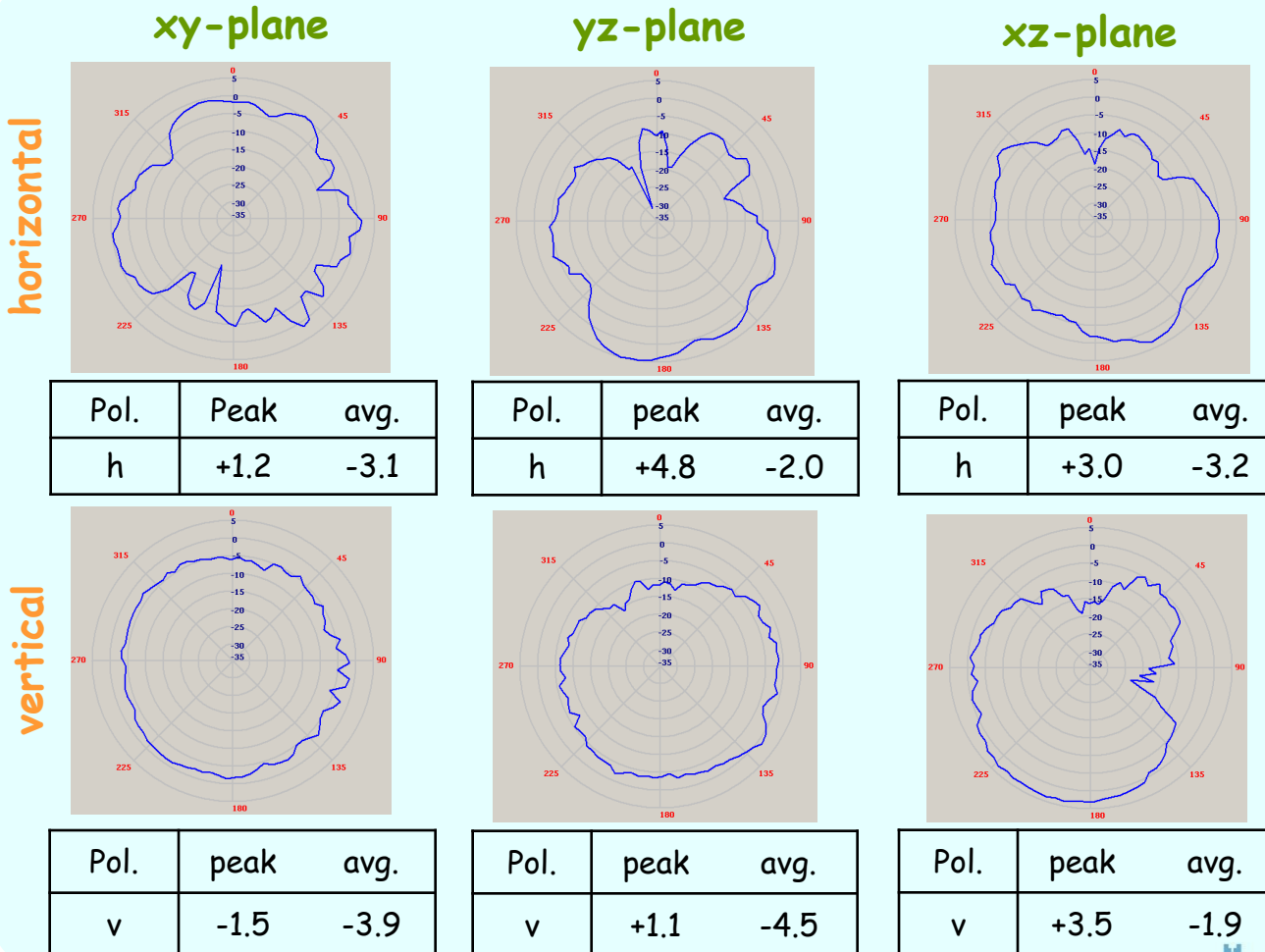
- Radiation Patterns – 5150 MHz





# RTK-ANT-0022 PIFA measurement report

- Radiation Patterns – 5250 MHz

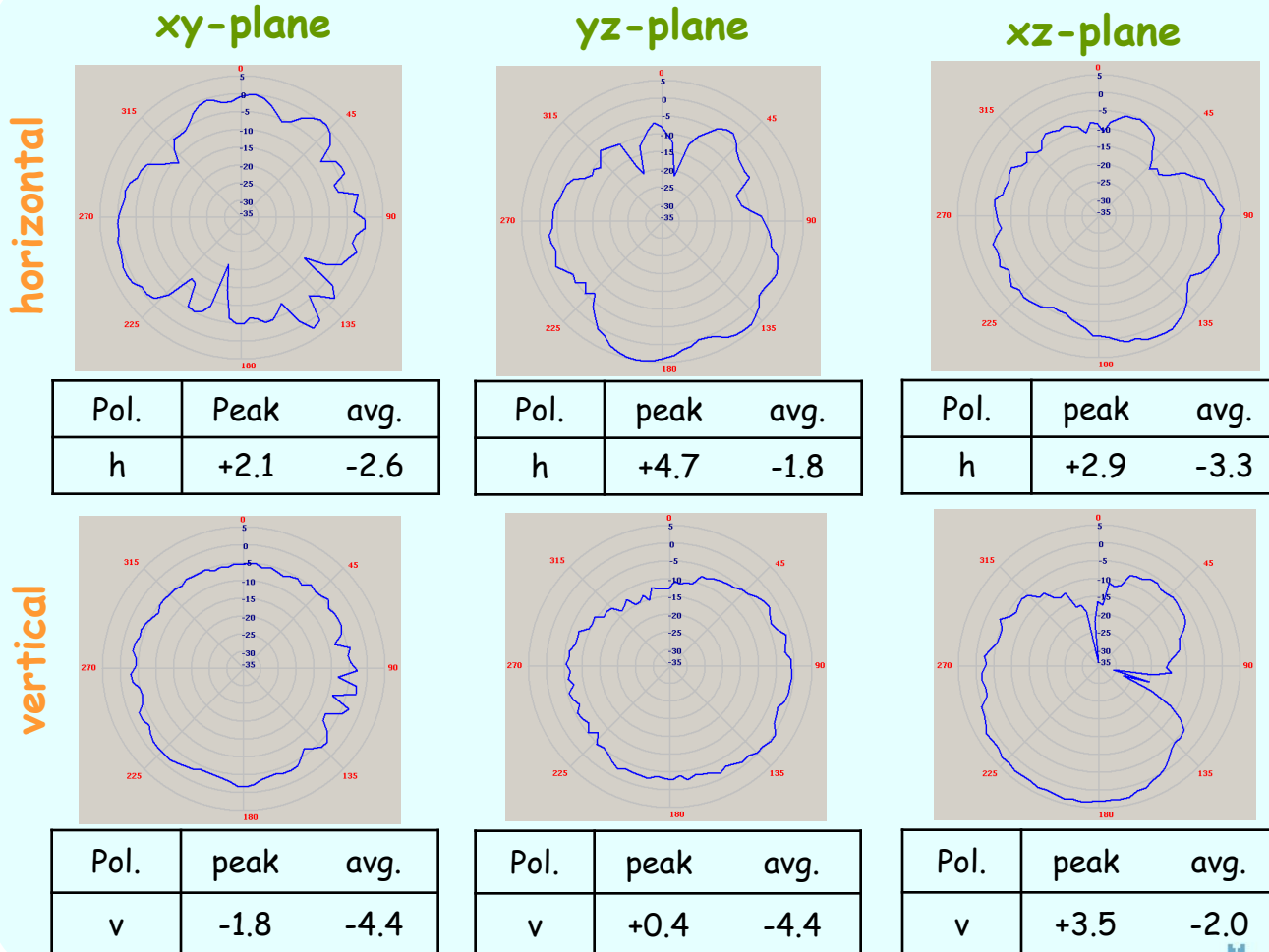






# RTK-ANT-0022 PIFA measurement report

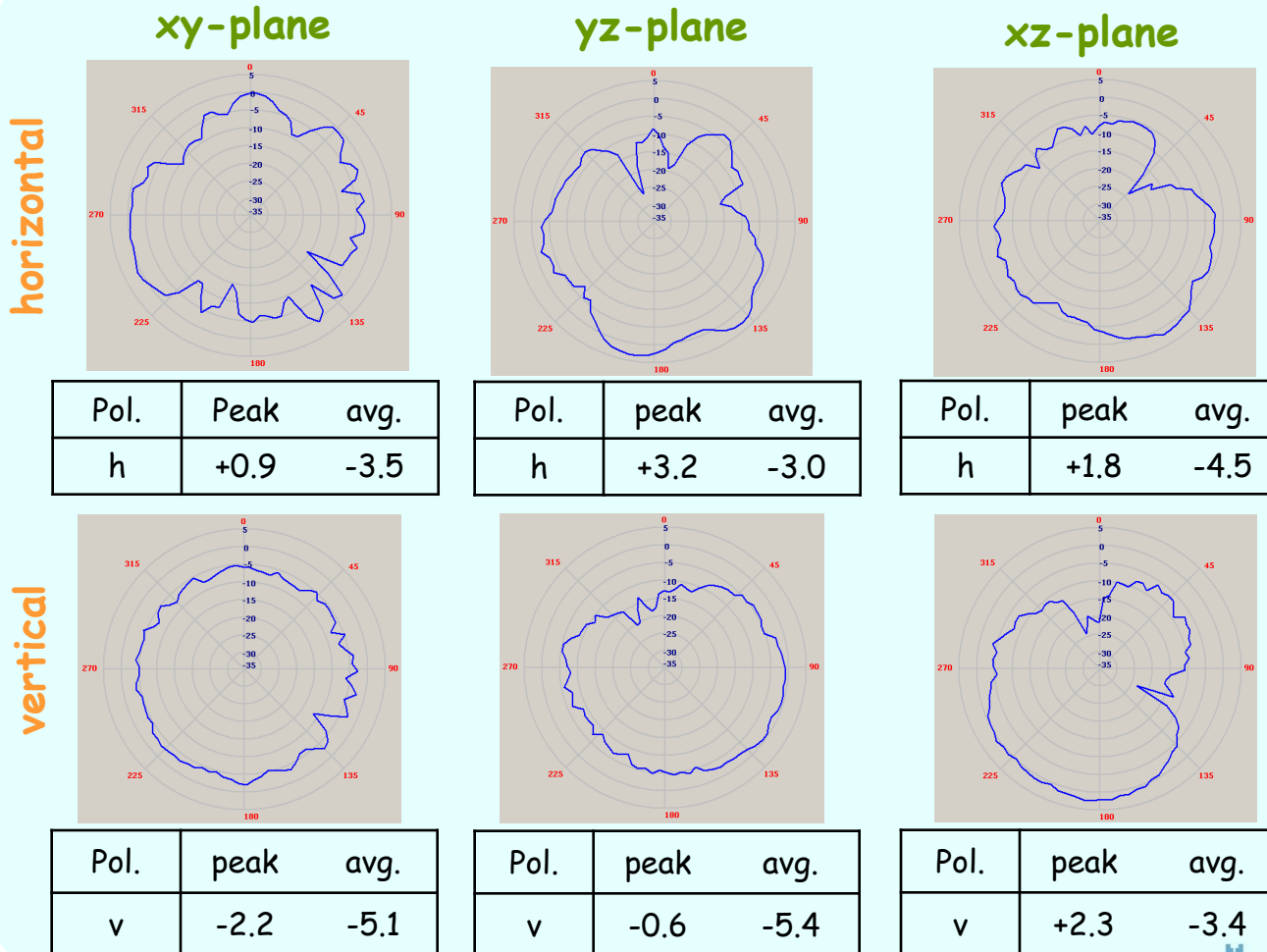
- Radiation Patterns – 5350 MHz





# RTK-ANT-0022 PIFA measurement report

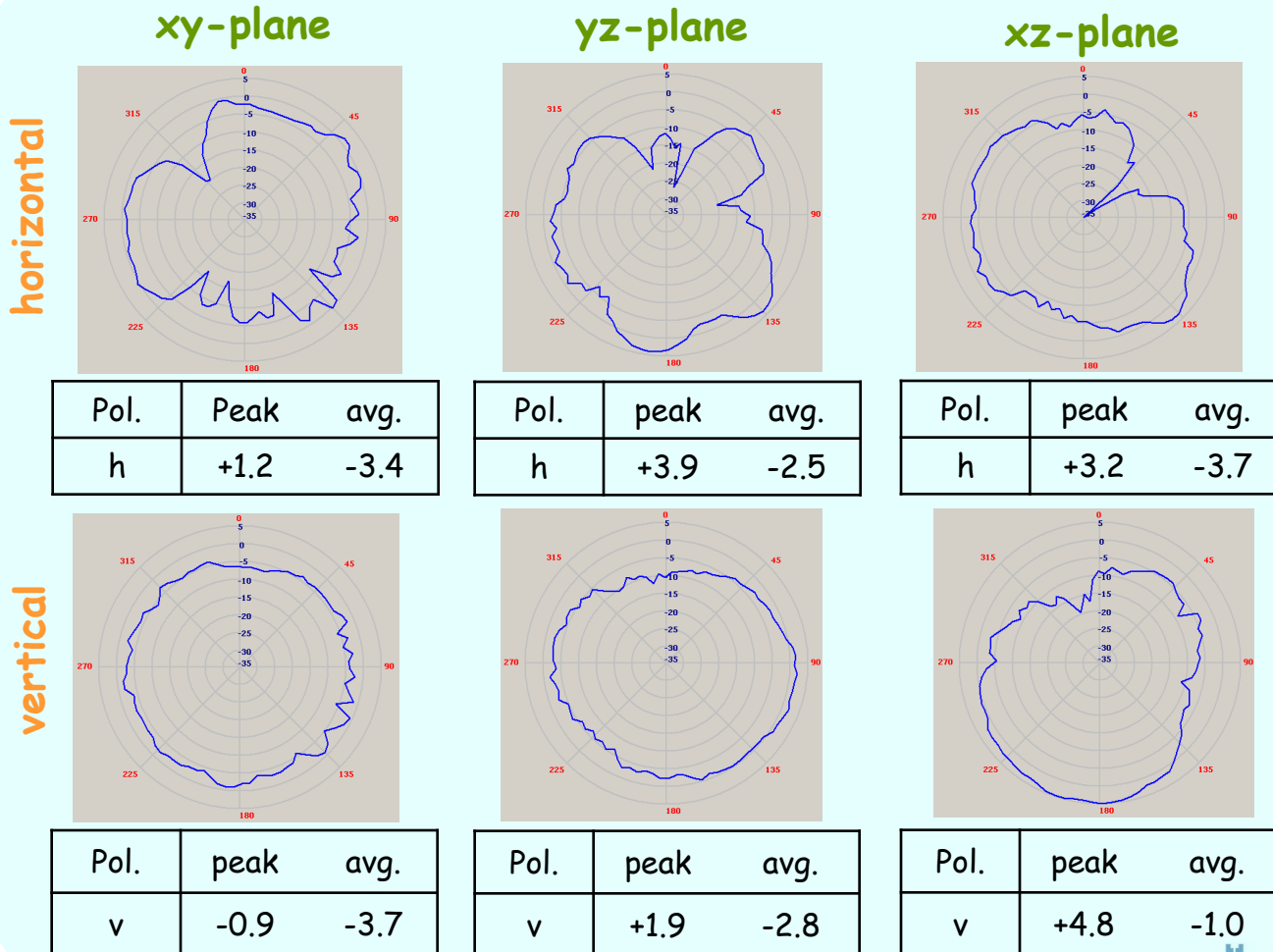
- Radiation Patterns – 5470 MHz





# RTK-ANT-0022 PIFA measurement report

- Radiation Patterns – 5725 MHz



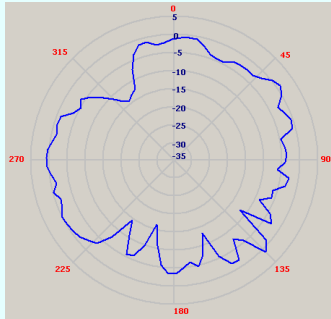


# RTK-ANT-0022 PIFA measurement report

- Radiation Patterns – 5850 MHz

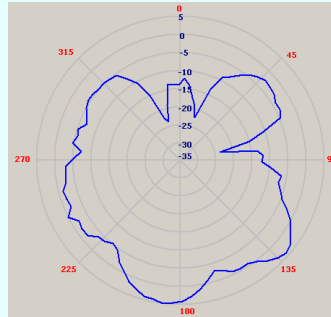
xy-plane

horizontal



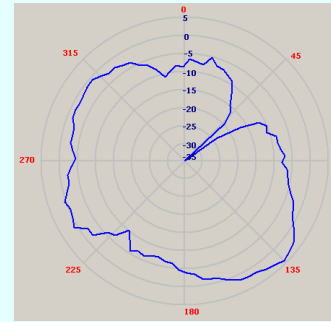
Pol.	Peak	avg.
h	+0.9	-3.1

yz-plane



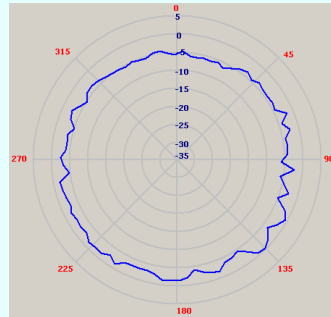
Pol.	peak	avg.
h	+4.8	-2.1

xz-plane

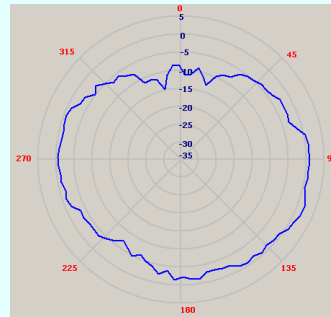


Pol.	peak	avg.
h	+3.9	-2.9

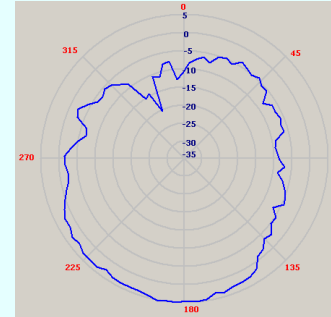
vertical



Pol.	peak	avg.
v	-0.5	-3.5



Pol.	peak	avg.
v	+1.8	-2.7



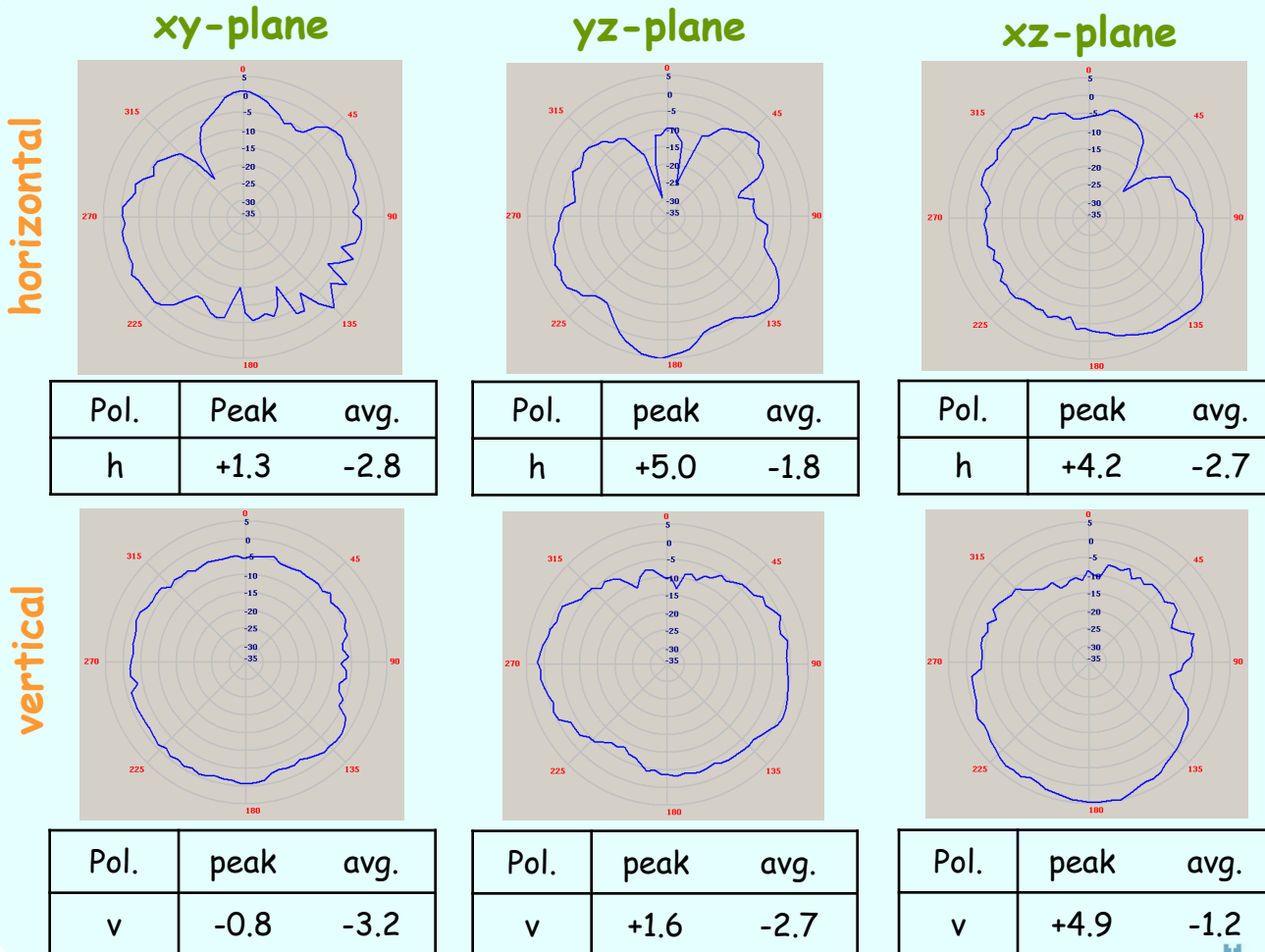
Pol.	peak	avg.
v	+5.0	-0.7





# RTK-ANT-0022 PIFA measurement report

- Radiation Patterns – 5895 MHz

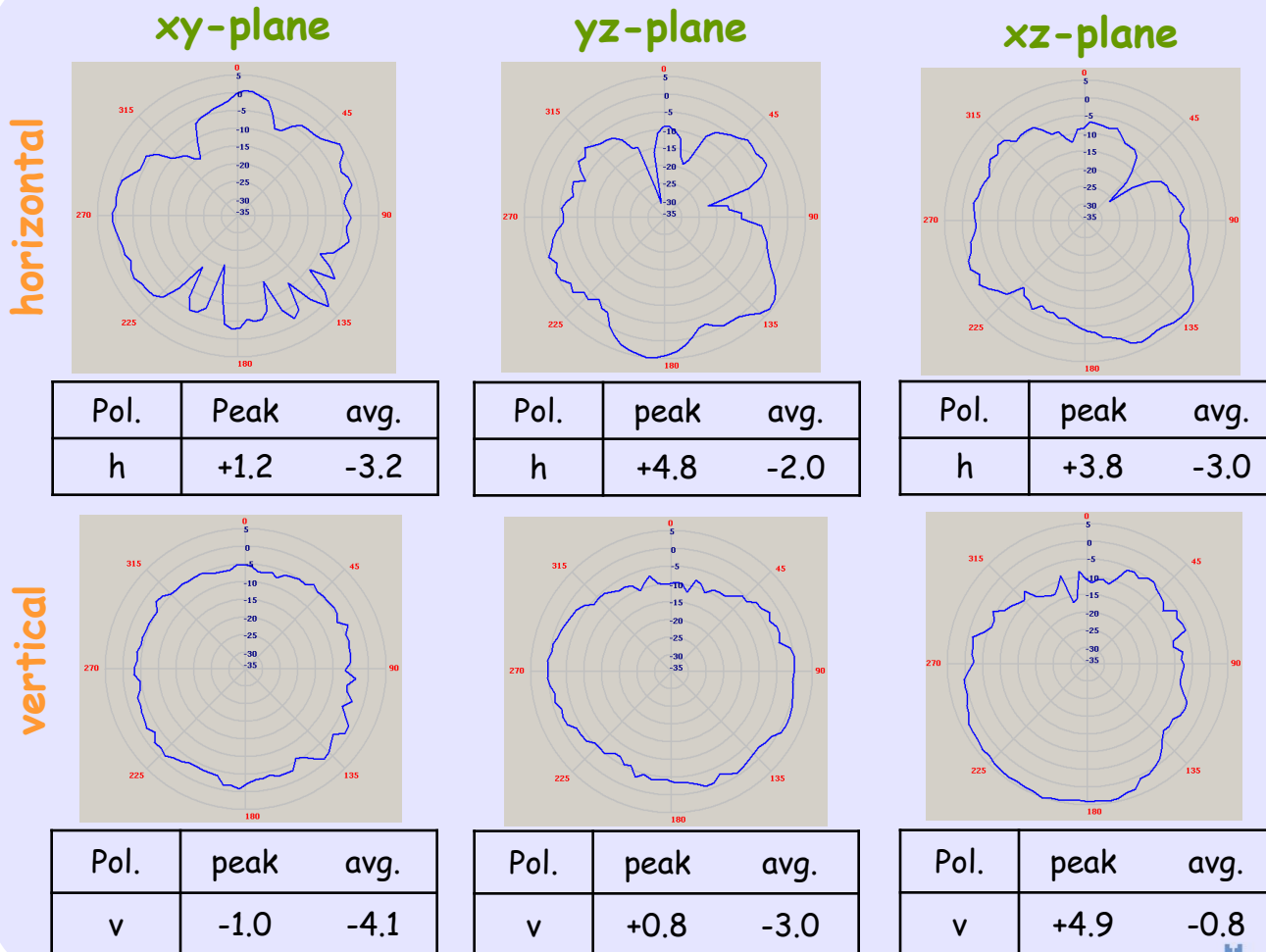






# RTK-ANT-0022 PIFA measurement report

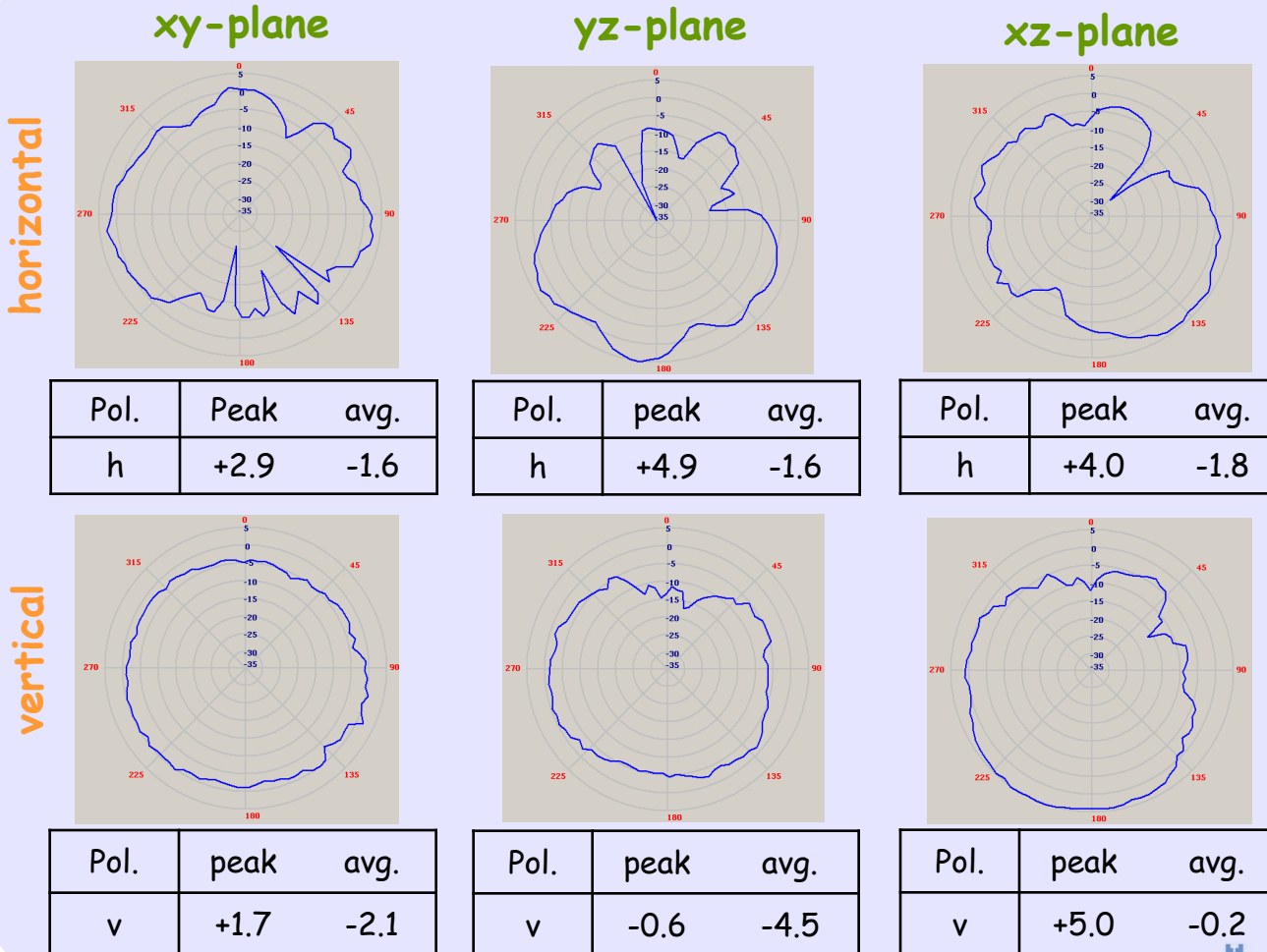
- Radiation Patterns – 5925 MHz





# RTK-ANT-0022 PIFA measurement report

- Radiation Patterns – 6425 MHz





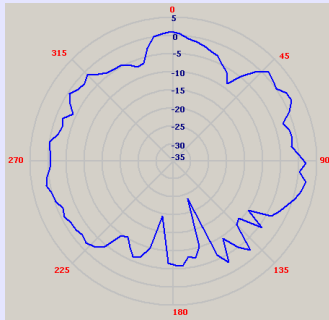


# RTK-ANT-0022 PIFA measurement report

- Radiation Patterns – 6525 MHz

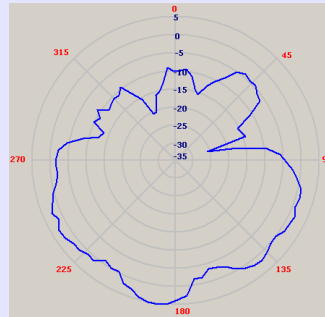
xy-plane

horizontal



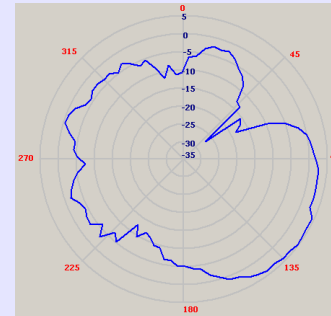
Pol.	Peak	avg.
h	+2.2	-2.2

yz-plane



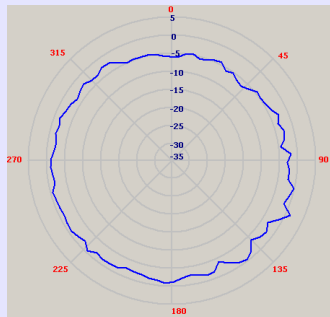
Pol.	peak	avg.
h	+4.9	-1.5

xz-plane

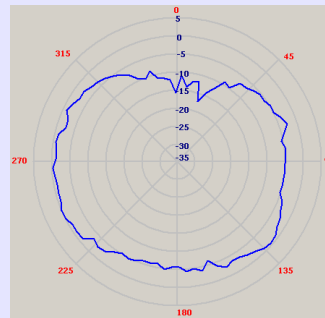


Pol.	peak	avg.
h	+4.5	-1.6

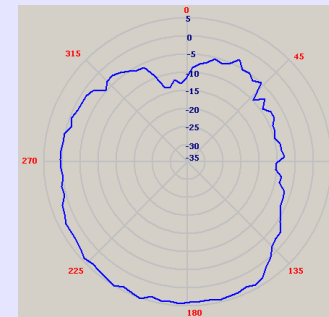
vertical



Pol.	peak	avg.
v	+1.1	-2.7



Pol.	peak	avg.
v	-0.2	-4.0



Pol.	peak	avg.
v	+5.0	-0.1



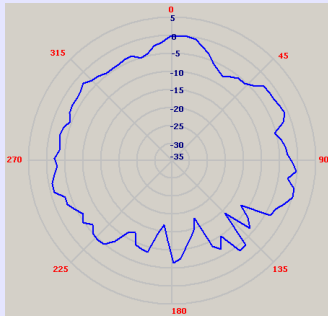


# RTK-ANT-0022 PIFA measurement report

- Radiation Patterns – 6875 MHz

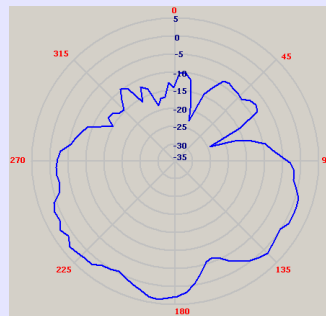
horizontal

xy-plane



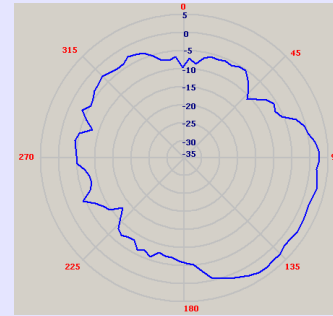
Pol.	Peak	avg.
h	+0.1	-4.0

yz-plane



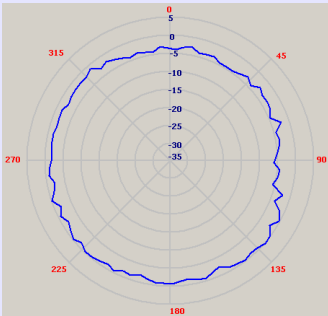
Pol.	peak	avg.
h	+3.6	-2.2

xz-plane

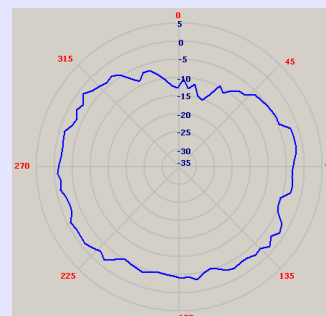


Pol.	peak	avg.
h	+3.0	-2.3

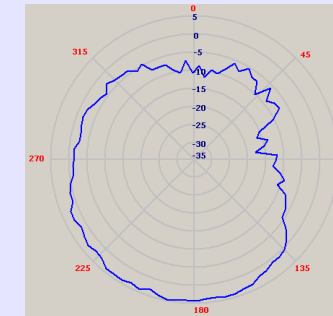
vertical



Pol.	peak	avg.
v	+0.1	-2.3



Pol.	peak	avg.
v	-1.1	-3.9



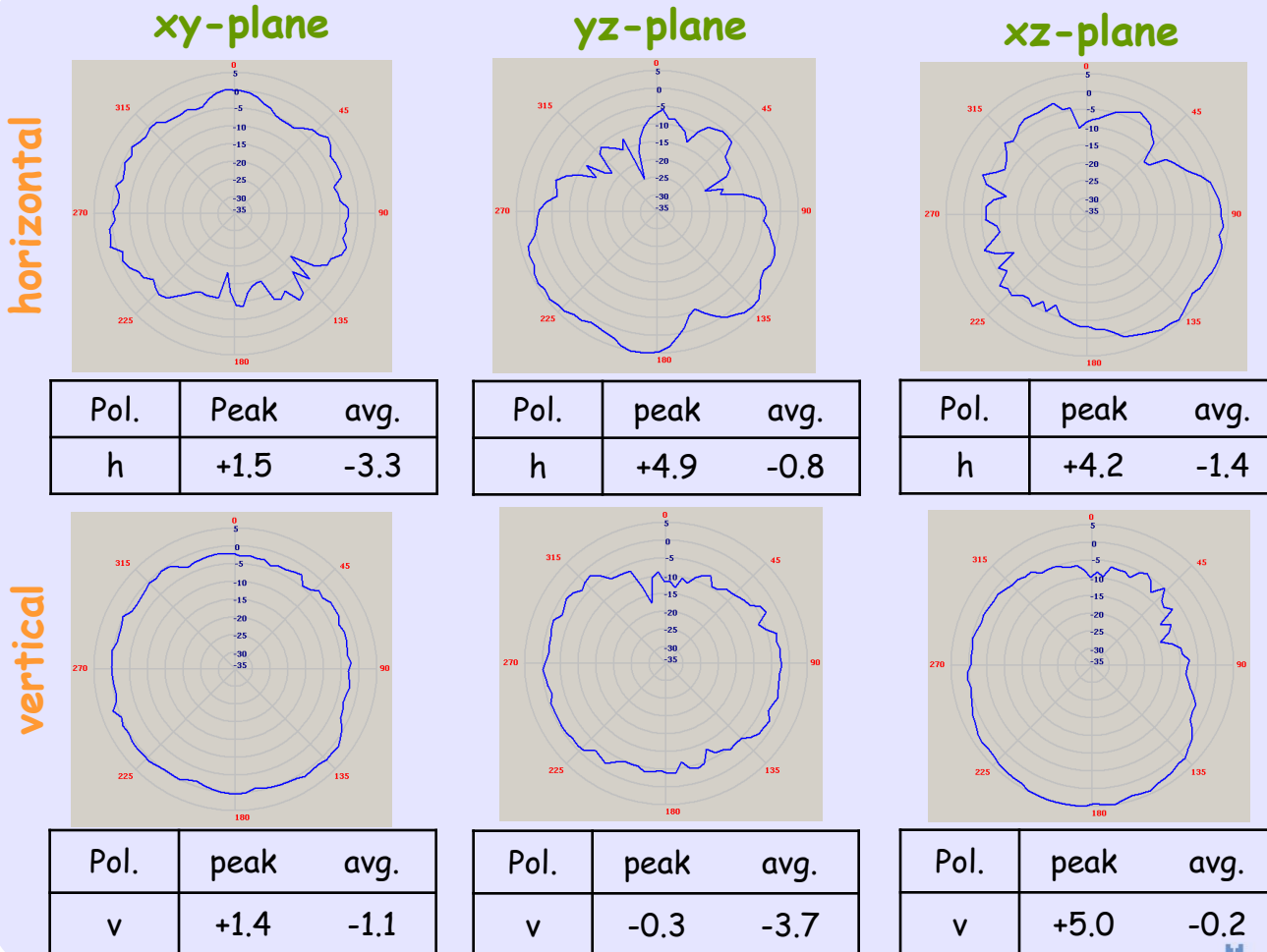
Pol.	peak	avg.
v	+4.6	-0.6





# RTK-ANT-0022 PIFA measurement report

- Radiation Patterns – 7125 MHz





# RTK-ANT-0022 PIFA measurement report

- Antenna gain table

Frequency (MHz)	Peak gain (dBi)	( $\theta$ , $\phi$ )
2400	+3.4	(253°, 90°)
2450	+3.0	(90°, 145°)
2480	+3.1	(90°, 145°)

\* XY-plane : Theta = 90°  
XZ-plane : Phi=0°  
YZ-plane : Phi = 90°

\* The antenna gain values are used in EMC measurement, the EIRP and/or Conducted power are compliance all FCC requirements and not exceed the limit.

Frequency (MHz)	Peak gain (dBi)	( $\theta$ , $\phi$ )
5150	+4.9	(221°, 0°)
5250	+4.8	(225°, 0°)
5350	+4.7	(221°, 0°)
5470	+3.2	(221°, 0°)
5725	+4.8	(209°, 90°)
5850	+5.0	(221°, 90°)
5895	+5.0	(225°, 90°)
5925	+4.9	(229°, 90°)
6425	+5.0	(241°, 0°)
6525	+5.0	(229°, 0°)
6875	+4.6	(221°, 0°)
7125	+5.0	(225°, 0°)

