

ANTENNA INFORMATION

OEM	DELL
ODM	WISTRON
Platform model name	P132F
Intel platform (ex: Yes, No or NA)	Yes
Platform type (ex: regular NB, convertible PC, AIO...etc)	Regular NB,
SAR minimum separation (mm)	2.14

Antenna manufacturer	AWAN	
Address	B2-F,No.207-1,Sec.3,Beixin Rd.,Xindian Dist.,New Taipei City 231,Taiwan	
Antenna Part number	Main: AYF6Y-100232 025.902BW.0001	Aux: AYF6Y-100233 025.902BX.0001
Antenna type (ex: PIFA, Dipole...etc)	Monopole	

Antenna Peak gain w/ cable loss (dBi)*										
	2.4GHz 2400-2483.5 MHz	5.2GHz 5150-5250MHz	5.3GHz 5250-5350MHz	5.6GHz 5470-5725MHz	5.8GHz 5725-5850MHz	5.9GHz 5850-5895MHz	6.2GHz 5925-6425MHz	6.5GHz 6425-6525MHz	6.7GHz 6525-6875MHz	7.0 GHz 6875-7125MHz
Main	0.41	2.63	2.29	3.16	3.21	2.78	2.46	1.62	1.38	-0.27
Aux	0.82	1.62	1.56	2.80	1.88	2.43	3.42	2.30	1.39	0.40

Cable Assembly Part Number and Information					
	Cable PN	Cable length(cm)	Cable diameter(mm)	Impedance(ohm)	Connector type
Main	SY113L/50-143	26.0	1.13	50	I-PEX(MHF-4L)
Aux	SY113L/50-118	23.6	1.13	50	I-PEX(MHF-4L)

* 3D Antenna Peak Gain required being test in system basis.

Table of Contents

Cover page	1
1. Intel Reference Gain and Type	3
2. Document Revision History	3
3. Test & System Description	
3.1 Measurement Method and System.....	4
3.2 Test setup.....	4
3.3 Equipment list.....	5
4. Radiation characteristics of antenna loaded in Host Platform	6
Annex A. Photographs	
A.1 Setup Photo.....	16
A.2 Test sample.....	17
Annex B. Antenna Location	
B.1 Antenna Host Platform Location Information.....	19
B.2 Antenna dimensional information for SAR evaluation.....	20

1. Intel Reference Gain and Type

Antenna Peak gain w/ cable loss (dBi)											
Band/Frequency		2.4GHz 2400-2483.5 MHz	5.2GHz 5150-5250MHz	5.3GHz 5250-5350MHz	5.6GHz 5470-5725MHz	5.8GHz 5725-5850MHz	5.9GHz 5850-5895MHz	6.2GHz 5925-6425MHz	6.5GHz 6425-6525MHz	6.7GHz 6525-6875MHz	7.0 GHz 6875-7125MHz
Design	EU/UK	3.00	5.00	5.00	5.00	5.00	5.00	5.00	5.00	5.00	5.00
PIFA	For WiFi 6E and earlier	3.24	3.64	3.73	4.77	4.97	4.72	4.83	4.30	5.37	5.59
	From WiFi 7	2.95	5.11	4.55	5.15	5.13	4.45	5.02	5.02	4.96	4.96
Dipole	For WiFi 6E and earlier	2.89	2.92	3.19	4.41	4.22	4.22	4.83	4.30	4.49	5.34
	From WiFi 7	2.95	4.03	4.11	5.15	5.13	4.45	5.02	4.71	4.49	4.96

3D Peak Antenna gain should be equal or greater than -2 dBi

If a host integrator plans to use a lower gain antenna of the same type, additional CBP(FCC)/EDT(EU) testing need to be performed while the module is installed in the host.

2. Document Revision History

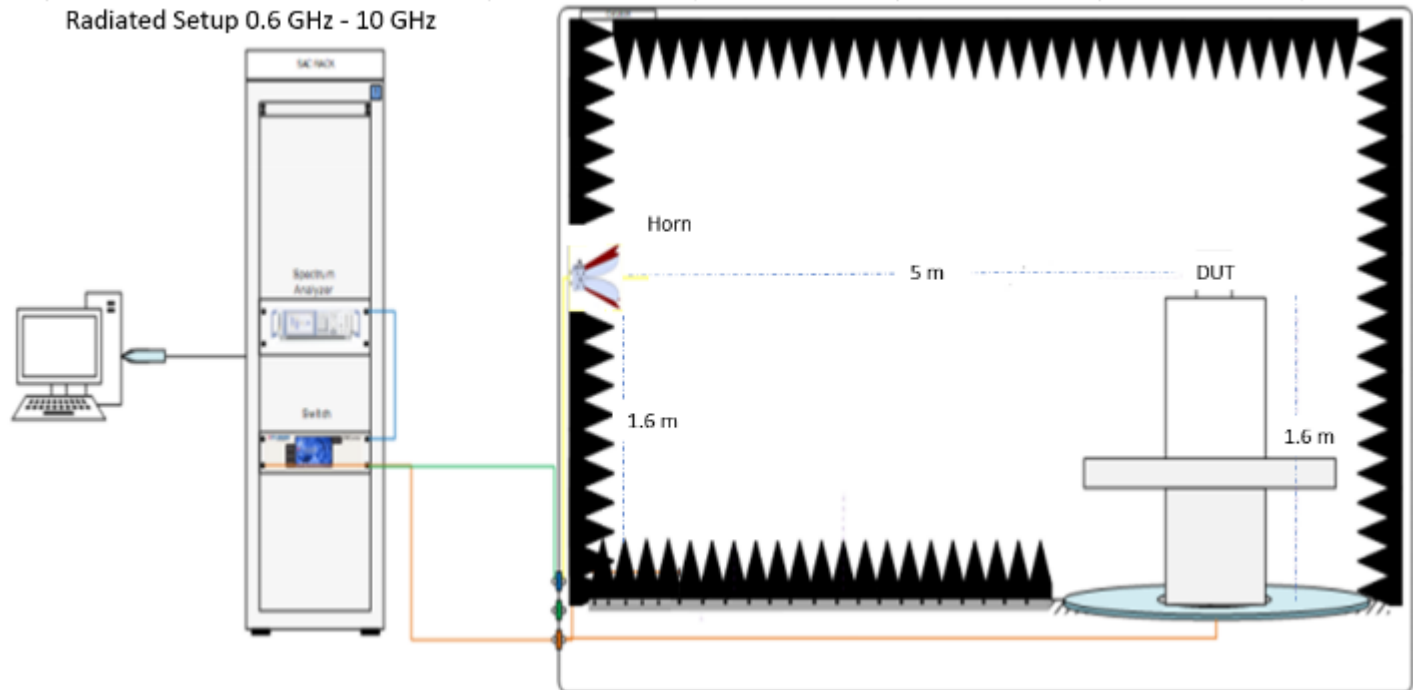
Revision #	Revision Details	Issued Date
Rev. 00	First Issue	2023.06.20

3. Test & System Description

3.1 Measurement Method and System

This test report is prepared for host antenna testing under a Full Anechoic Chamber.

3.2 Test setup



3.3 Equipment list

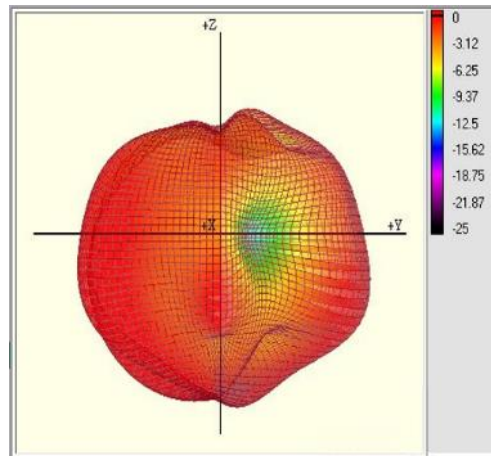
Device	Type/Module	Serial#	Manufacturer	Cal. Date	Cal. Due Date
Anechoic Chamber	AMS-8500	1047	ETS-Lindgren	2023/2/21	2024/8/21
Turn Table	ETS	-	ETS-Lindgren	N/A	N/A
Rotate controller	2090	SN 00035073	ETS-Lindgren	N/A	N/A
Horn Antenna	HAD-0710	111025-02	Bwant	2023/3/16	2025/3/16
Vector Network Analyzer	E5071C	MY46733781	Keysight	2022/1/21	2025/1/21
Cable 40cm 18 GHz	201EH012010400	201EH012010400#1	Jmtt	2023/3/27	2024/3/27
Cable 6m 18 GHz	201EH012016000	201EH012016000#3	Jmtt	2023/3/27	2024/3/27
Cable 6m 18 GHz	201EH012016000	201EH012016000#5	Jmtt	2023/3/27	2024/3/27
Cable 3.5m 18 GHz	201EH012013500	201EH012013500#3	Jmtt	2023/3/27	2024/3/27
Cable 1.5m 18 GHz	201EH012011500	201EH012011500#2	Jmtt	2023/3/27	2024/3/27

4. Radiation characteristics of antenna loaded in Host Platform

Main Antenna

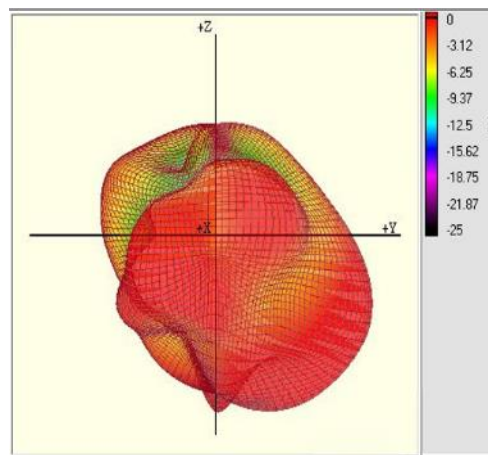
Max Antenna 3D Radiation Pattern 2400 – 2483.5 MHz

Frequency (MHz)	Peak Gain w/ Cable Loss (dBi)
2400-2483.5	0.41



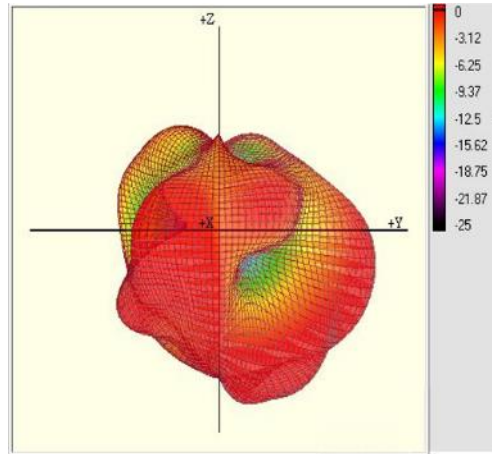
Max Antenna 3D Radiation Pattern 5150-5250 MHz

Frequency (MHz)	Peak Gain w/ Cable Loss (dBi)
5150-5250	2.63



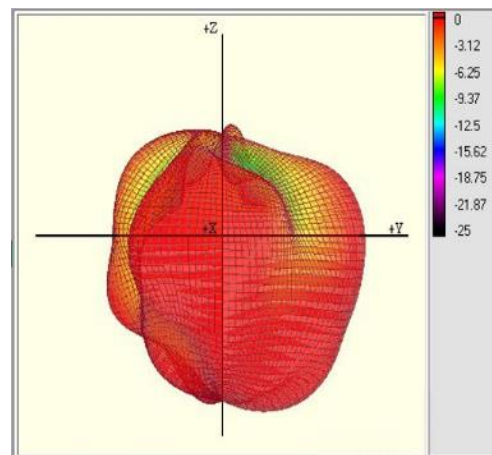
Max Antenna 3D Radiation Pattern 5250-5350 MHz

Frequency (MHz)	Peak Gain w/ Cable Loss (dBi)
5250-5350	2.29



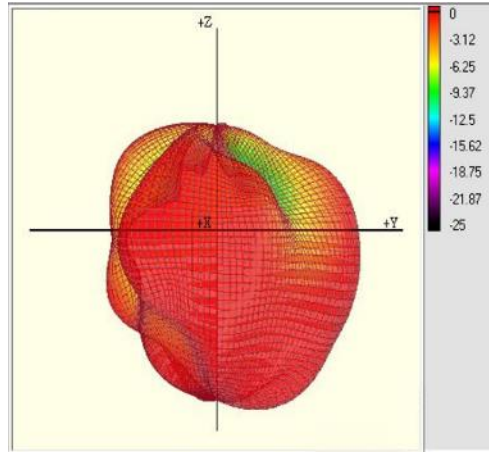
Max Antenna 3D Radiation Pattern 5470-5725 MHz

Frequency (MHz)	Peak Gain w/ Cable Loss (dBi)
5470-5725	3.16



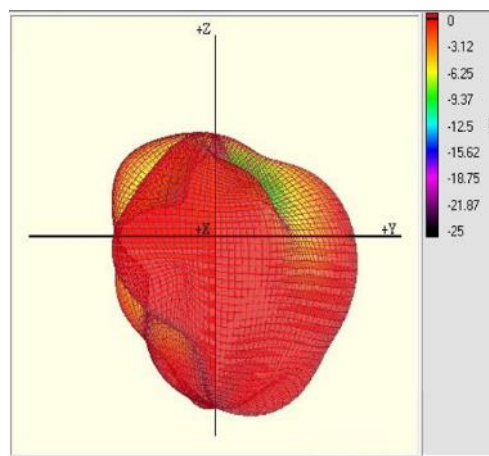
Max Antenna 3D Radiation Pattern 5725-5850 MHz

Frequency (MHz)	Peak Gain w/ Cable Loss (dBi)
5725-5850	3.21



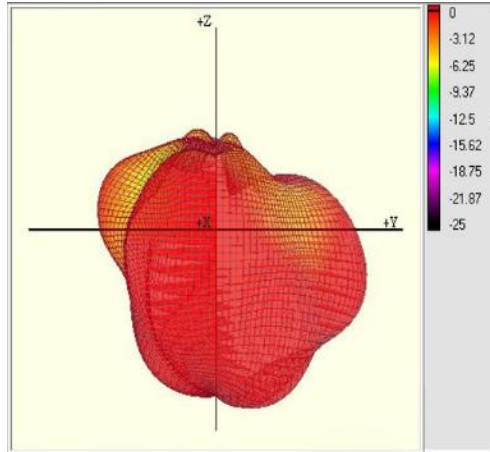
Max Antenna 3D Radiation Pattern 5850-5895 MHz

Frequency (MHz)	Peak Gain w/ Cable Loss (dBi)
5850-5895	2.78



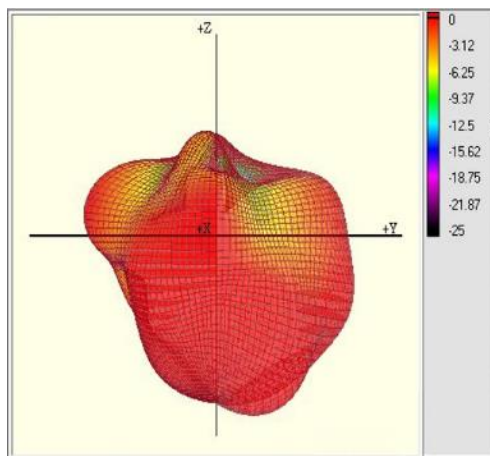
Max Antenna 3D Radiation Pattern 5925-6425 MHz

Frequency (MHz)	Peak Gain w/ Cable Loss (dBi)
5925-6425	2.46



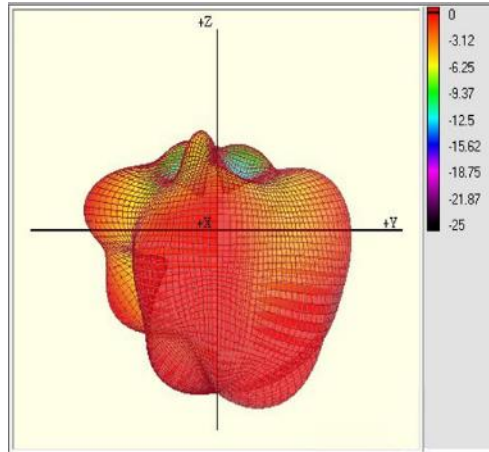
Max Antenna 3D Radiation Pattern 6425-6525 MHz

Frequency (MHz)	Peak Gain w/ Cable Loss (dBi)
6425-6525	1.62



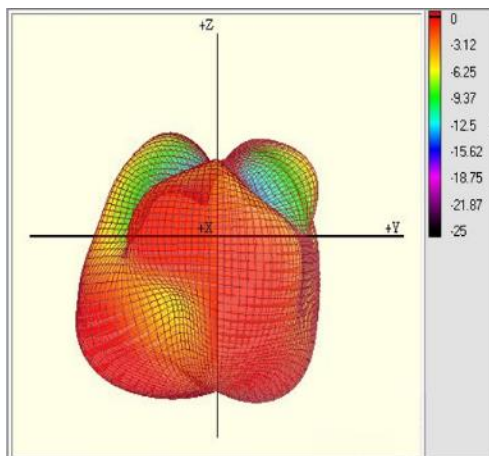
Max Antenna 3D Radiation Pattern 6525-6875 MHz

Frequency (MHz)	Peak Gain w/ Cable Loss (dBi)
6525-6875	1.38



Max Antenna 3D Radiation Pattern 6875-7125 MHz

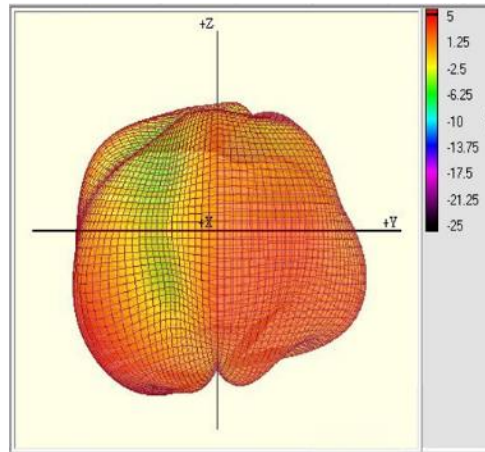
Frequency (MHz)	Peak Gain w/ Cable Loss (dBi)
6875-7125	-0.27



Auxiliary Antenna

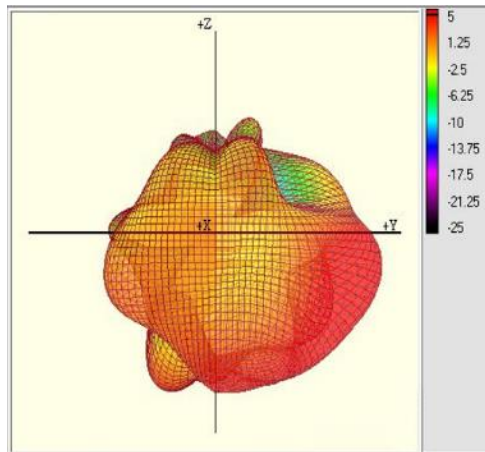
Max Antenna 3D Radiation Pattern 2400 – 2483.5 MHz

Frequency (MHz)	Peak Gain w/ Cable Loss (dBi)
2400-2483.5	0.82



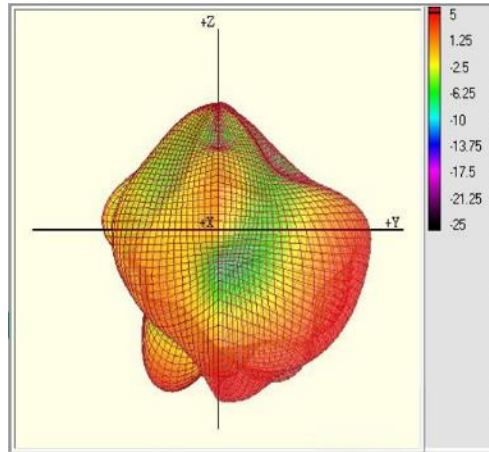
Max Antenna 3D Radiation Pattern 5150-5250 MHz

Frequency (MHz)	Peak Gain w/ Cable Loss (dBi)
5150-5250	1.62



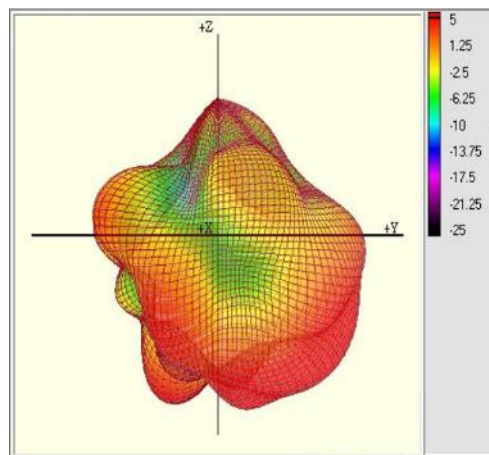
Max Antenna 3D Radiation Pattern 5250-5350 MHz

Frequency (MHz)	Peak Gain w/ Cable Loss (dBi)
5250-5350	1.56



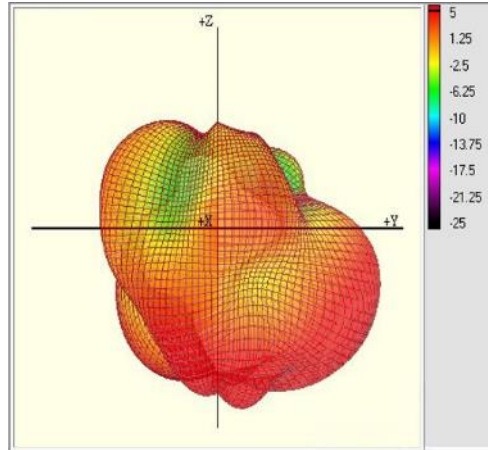
Max Antenna 3D Radiation Pattern 5470-5725 MHz

Frequency (MHz)	Peak Gain w/ Cable Loss (dBi)
5470-5725	2.80



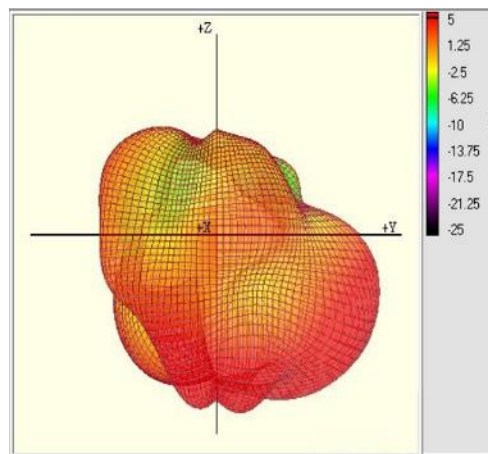
Max Antenna 3D Radiation Pattern 5725-5850 MHz

Frequency (MHz)	Peak Gain w/ Cable Loss (dBi)
5725-5850	1.88



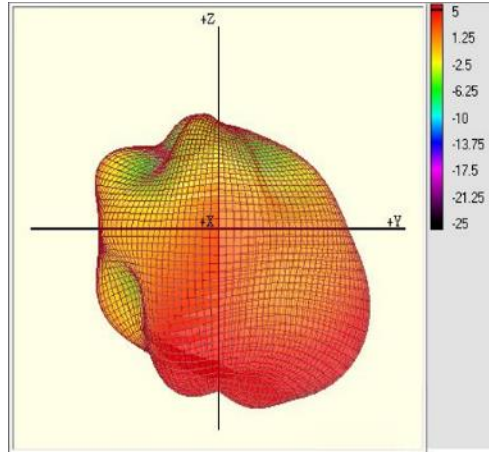
Max Antenna 3D Radiation Pattern 5850-5895 MHz

Frequency (MHz)	Peak Gain w/ Cable Loss (dBi)
5850-5895	2.43



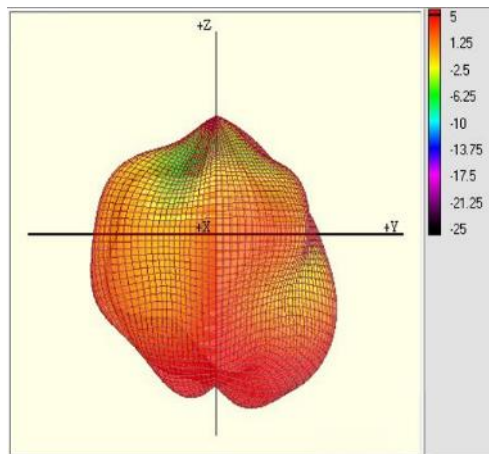
Max Antenna 3D Radiation Pattern 5925-6425 MHz

Frequency (MHz)	Peak Gain w/ Cable Loss (dBi)
5925-6425	3.42



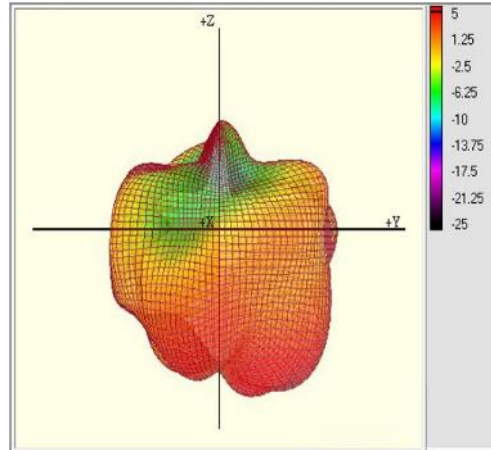
Max Antenna 3D Radiation Pattern 6425-6525 MHz

Frequency (MHz)	Peak Gain w/ Cable Loss (dBi)
6425-6525	2.30



Max Antenna 3D Radiation Pattern 6525-6875 MHz

Frequency (MHz)	Peak Gain w/ Cable Loss (dBi)
6525-6875	1.39



Max Antenna 3D Radiation Pattern 6875-7125 MHz

Frequency (MHz)	Peak Gain w/ Cable Loss (dBi)
6875-7125	0.40

