

PHOTOGRAPHS OF THE TEST CONFIGURATION



AC Power Conducted Emissions



Mode B




Unwanted Emissions below 1 GHz



Mode A












Mode B









Mode C












Unwanted Emissions above 1 GHz


Mode A












Mode B









Mode C

