

## PHOTOGRAPHS OF THE TEST CONFIGURATION



### AC Power Conducted Emissions

#### Mode B





## Unwanted Emissions below 1 GHz

### Mode A













Mode B
















Mode C














## Unwanted Emissions above 1 GHz

### Mode A













Mode B









Mode C

