

System Check_Head_2450MHz

DUT: D2450V2-806

Communication System: CW; Frequency: 2450 MHz; Duty Cycle: 1:1

Medium: HSL_2450_221119 Medium parameters used : $f = 2450$ MHz; $\sigma = 1.845$ S/m; $\epsilon_r = 38.861$; $\rho = 1000$ kg/m³

Ambient Temperature : 23.4 °C; Liquid Temperature : 22.4 °C

DASY5 Configuration

- Probe: EX3DV4 - SN7439; ConvF(7.68, 7.68, 7.68) @ 2450 MHz; Calibrated: 2022/3/2
- Sensor-Surface: 1.4mm (Mechanical Surface Detection)
- Electronics: DAE4 Sn853; Calibrated: 2022/7/20
- Phantom: ELI v4.0_Mid; Type: QDOVA001AA; Serial: TP:1026
- Measurement SW: DASY52, Version 52.10 (4); SEMCAD X Version 14.6.14 (7483)

Pin=50mW/Area Scan (71x71x1): Interpolated grid: dx=1.200 mm, dy=1.200 mm

Maximum value of SAR (interpolated) = 4.11 W/kg

Pin=50mW/Zoom Scan (7x7x7)/Cube 0: Measurement grid: dx=5mm, dy=5mm, dz=5mm

Reference Value = 48.16 V/m; Power Drift = -0.03 dB

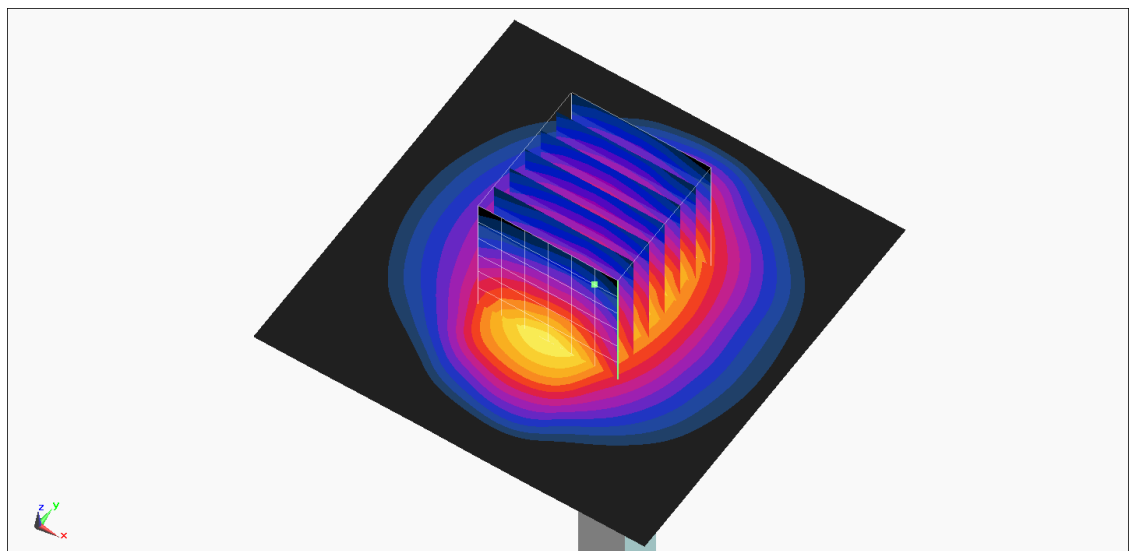
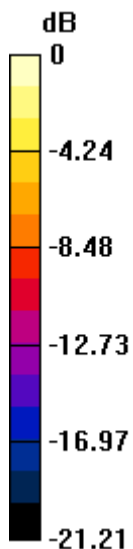
Peak SAR (extrapolated) = 4.97 W/kg

SAR(1 g) = 2.58 W/kg; SAR(10 g) = 1.22 W/kg

Smallest distance from peaks to all points 3 dB below = 9 mm

Ratio of SAR at M2 to SAR at M1 = 53.9%

Maximum value of SAR (measured) = 4.10 W/kg



0 dB = 4.10 W/kg = 6.13 dBW/kg

System Check_Head_2450MHz

DUT: D2450V2 - SN736

Communication System: CW; Frequency: 2450.0 MHz; Duty Cycle: 1:1

Medium: HSL_2450_221125 Medium parameters used: $f = 2450.0$ MHz; $\sigma = 1.82$ S/m; $\epsilon_r = 38.4$

Ambient Temperature: 23.5°C; Liquid Temperature: 22.5°C

DASY6 Configuration:

- Probe: EX3DV4 - SN7306; ConvF(7.54, 7.54, 7.54); Calibrated: 2022-07-28
- Sensor-Surface: 1.4 mm
- Electronics: DAE4 Sn1311; Calibrated: 2022-08-25
- Phantom: ELI V8.0 (20deg probe tilt); Serial: 2156; Section: Flat
- Measurement Software: 16.2.2.1588
- UID: CW, 0--

Pin=17.0dBm/Area Scan (40.0 mm x 96.0 mm): Measurement Grid: 10.0 mm x 12.0 mm
SAR (1g) = 2.42 W/kg; SAR (10g) = 1.15 W/kg;

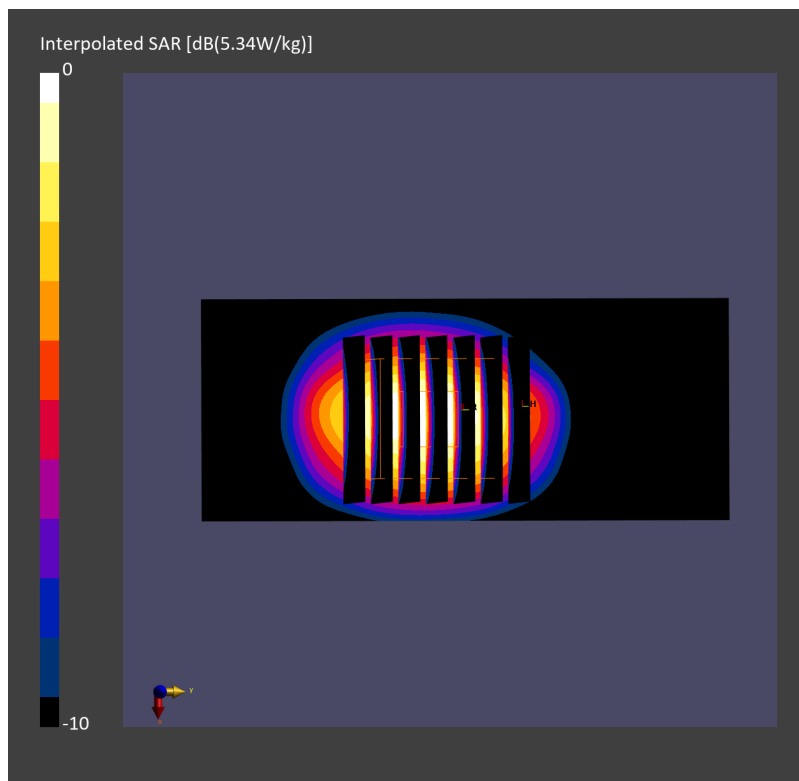
Pin=17.0dBm/Zoom Scan (30.0 mm x 30.0 mm x 30.0 mm): Measurement Grid: 5.0 mm x 5.0 mm x 1.5 mm

Power Drift = 0.01 dB

SAR (1g) = 2.48 W/kg; SAR (8g) = 1.27 W/kg; SAR (10g) = 1.15 W/kg

Smallest distance from peaks to all points 3 dB below = 6.0 mm

Ratio of SAR at M2 to SAR at M1 = 79.2 %



System Check_Head_5250MHz

DUT: D5GHzV2-1006

Communication System: CW; Frequency: 5250 MHz; Duty Cycle: 1:1

Medium: HSL_5G_221119 Medium parameters used : $f = 5250$ MHz; $\sigma = 4.686$ S/m; $\epsilon_r = 36.566$; $\rho = 1000$ kg/m³

Ambient Temperature : 23.4 °C; Liquid Temperature : 22.4 °C

DASY5 Configuration

- Probe: EX3DV4 - SN7439; ConvF(5.21, 5.21, 5.21) @ 5250 MHz; Calibrated: 2022/3/2
- Sensor-Surface: 1.4mm (Mechanical Surface Detection)
- Electronics: DAE4 Sn853; Calibrated: 2022/7/20
- Phantom: ELI v4.0_Mid; Type: QDOVA001AA; Serial: TP:1026
- Measurement SW: DASY52, Version 52.10 (4); SEMCAD X Version 14.6.14 (7483)

Pin=50mW/Area Scan (71x71x1): Interpolated grid: dx=1.000 mm, dy=1.000 mm

Maximum value of SAR (interpolated) = 10.3 W/kg

Pin=50mW/Zoom Scan (7x7x7)/Cube 0: Measurement grid: dx=4mm, dy=4mm, dz=1.4mm

Reference Value = 50.84 V/m; Power Drift = -0.02 dB

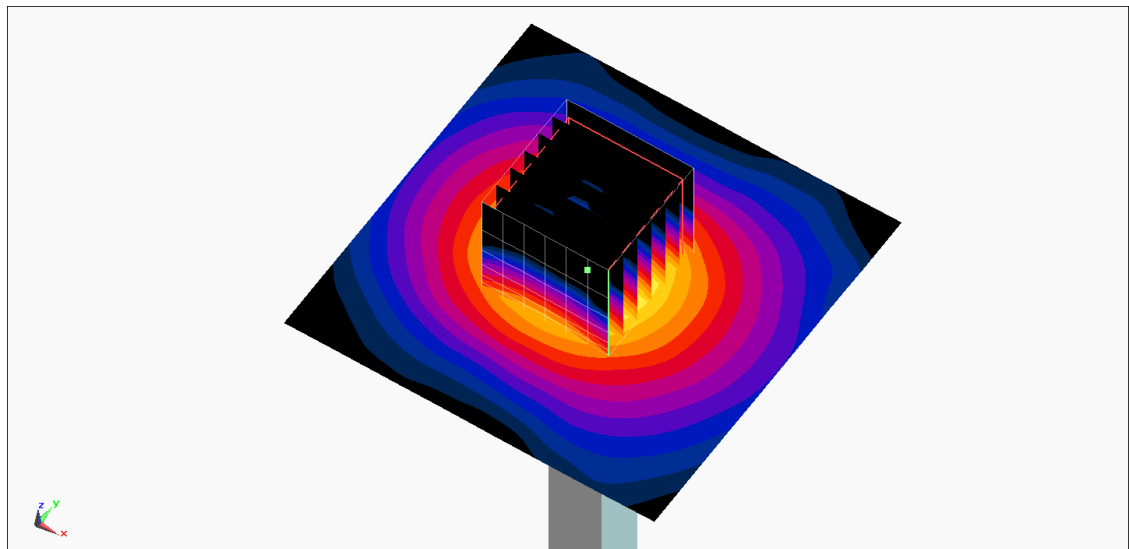
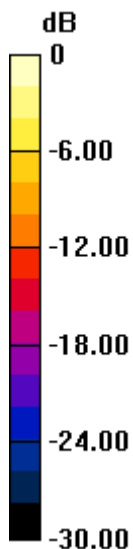
Peak SAR (extrapolated) = 16.3 W/kg

SAR(1 g) = 3.96 W/kg; SAR(10 g) = 1.13 W/kg

Smallest distance from peaks to all points 3 dB below = 7.2 mm

Ratio of SAR at M2 to SAR at M1 = 64.3%

Maximum value of SAR (measured) = 10.2 W/kg



System Check_Head_5600MHz

DUT: D5GHzV2-1006

Communication System: CW; Frequency: 5600 MHz; Duty Cycle: 1:1

Medium: HSL_5G_221119 Medium parameters used: $f = 5600$ MHz; $\sigma = 5.03$ S/m; $\epsilon_r = 36.036$; $\rho = 1000$ kg/m³

Ambient Temperature : 23.4 °C; Liquid Temperature : 22.4 °C

DASY5 Configuration

- Probe: EX3DV4 - SN7439; ConvF(4.59, 4.59, 4.59) @ 5600 MHz; Calibrated: 2022/3/2
- Sensor-Surface: 1.4mm (Mechanical Surface Detection)
- Electronics: DAE4 Sn853; Calibrated: 2022/7/20
- Phantom: ELI v4.0_Mid; Type: QDOVA001AA; Serial: TP:1026
- Measurement SW: DASY52, Version 52.10 (4); SEMCAD X Version 14.6.14 (7483)

Pin=50mW/Area Scan (71x71x1): Interpolated grid: dx=1.000 mm, dy=1.000 mm

Maximum value of SAR (interpolated) = 11.4 W/kg

Pin=50mW/Zoom Scan (7x7x7)/Cube 0: Measurement grid: dx=4mm, dy=4mm, dz=1.4mm

Reference Value = 51.11 V/m; Power Drift = -0.03 dB

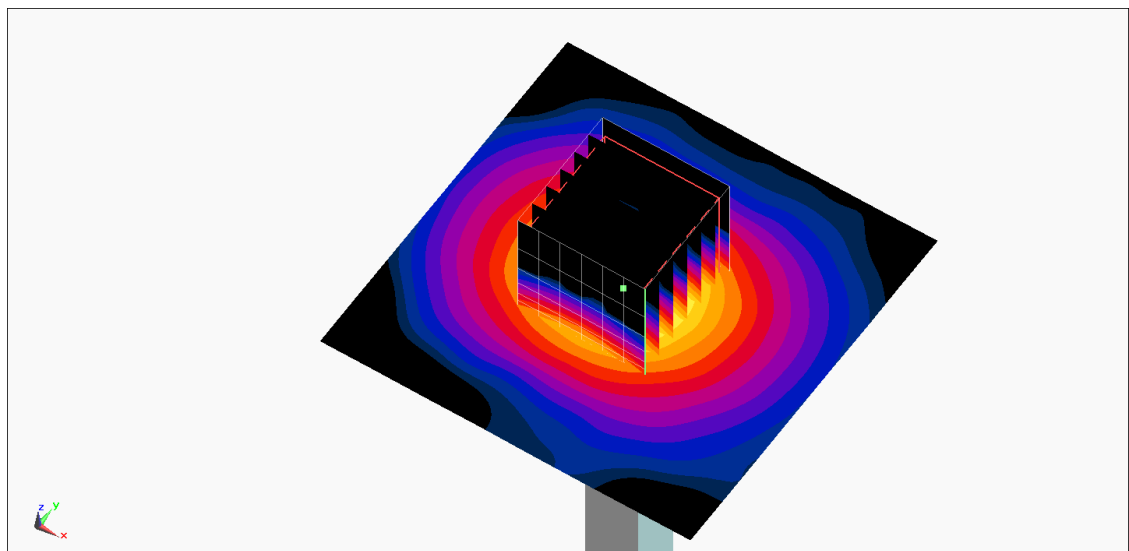
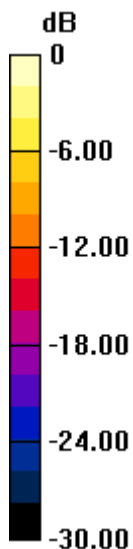
Peak SAR (extrapolated) = 18.7 W/kg

SAR(1 g) = 4.15 W/kg; SAR(10 g) = 1.15 W/kg

Smallest distance from peaks to all points 3 dB below = 7.1 mm

Ratio of SAR at M2 to SAR at M1 = 62.1%

Maximum value of SAR (measured) = 11.2 W/kg



0 dB = 11.2 W/kg = 10.49 dBW/kg

System Check_Head_5750MHz

DUT: D5GHzV2-1006

Communication System: CW; Frequency: 5750 MHz; Duty Cycle: 1:1

Medium: HSL_5G_221119 Medium parameters used: $f = 5750$ MHz; $\sigma = 5.205$ S/m; $\epsilon_r = 35.845$; $\rho = 1000$ kg/m³

Ambient Temperature : 23.4 °C; Liquid Temperature : 22.4 °C

DASY5 Configuration

- Probe: EX3DV4 - SN7439; ConvF(4.8, 4.8, 4.8) @ 5750 MHz; Calibrated: 2022/3/2
- Sensor-Surface: 1.4mm (Mechanical Surface Detection)
- Electronics: DAE4 Sn853; Calibrated: 2022/7/20
- Phantom: ELI v4.0_Mid; Type: QDOVA001AA; Serial: TP:1026
- Measurement SW: DASY52, Version 52.10 (4); SEMCAD X Version 14.6.14 (7483)

Pin=50mW/Area Scan (71x71x1): Interpolated grid: dx=1.000 mm, dy=1.000 mm

Maximum value of SAR (interpolated) = 9.69 W/kg

Pin=50mW/Zoom Scan (7x7x7)/Cube 0: Measurement grid: dx=4mm, dy=4mm, dz=1.4mm

Reference Value = 47.63 V/m; Power Drift = -0.05 dB

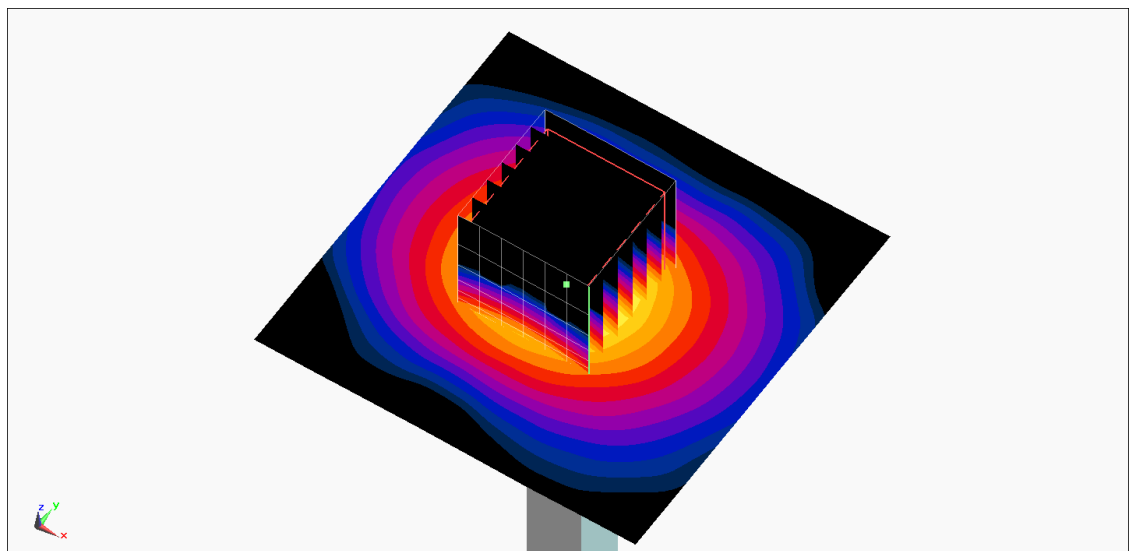
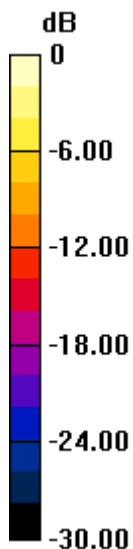
Peak SAR (extrapolated) = 17.0 W/kg

SAR(1 g) = 3.68 W/kg; SAR(10 g) = 1.04 W/kg

Smallest distance from peaks to all points 3 dB below = 7.2 mm

Ratio of SAR at M2 to SAR at M1 = 61.1%

Maximum value of SAR (measured) = 10.0 W/kg



0 dB = 10.0 W/kg = 10.00 dBW/kg