


1. Photographs of Conducted Emissions Test Configuration

Test Mode: Mode 3


FRONT VIEW



REAR VIEW



CLOSE-UP VIEW



2. Photographs of Radiated Emissions Test Configuration

Test Configuration: 30MHz~1GHz / Test Mode: Mode 1

FRONT VIEW



REAR VIEW




CLOSE-UP VIEW




Test Configuration: Above 1GHz / Test Mode: Mode 1

FRONT VIEW



REAR VIEW




CLOSE-UP VIEW




Test Configuration: Above 1GHz / Test Mode: Mode 2

FRONT VIEW



REAR VIEW




CLOSE-UP VIEW




Test Configuration: Above 1GHz / Test Mode: Mode 3

FRONT VIEW



REAR VIEW




CLOSE-UP VIEW




Test Configuration: Above 1GHz / Test Mode: Mode 4

FRONT VIEW



REAR VIEW




CLOSE-UP VIEW




Test Configuration: Above 1GHz / Test Mode: Mode 5

FRONT VIEW



REAR VIEW




CLOSE-UP VIEW




Test Configuration: Above 1GHz / Test Mode: Mode 6

FRONT VIEW



REAR VIEW



CLOSE-UP VIEW

————THE END————