




FCC RADIO TEST REPORT

FCC ID : TX2-RTL8723DE
Equipment : 802.11 b/g/n RTL8723DE Combo module
Brand Name : REALTEK
Model Name : RTL8723DE
Applicant : Realtek Semiconductor Corp.
No. 2, Innovation Road II, Hsinchu Science Park,
Hsinchu 300, Taiwan
Manufacturer : Realtek Semiconductor Corp.
No. 2, Innovation Road II, Hsinchu Science Park,
Hsinchu 300, Taiwan
Standard : 47 CFR FCC Part 15.247

The product was received on Jan. 12, 2018, and testing was started from Jan. 22, 2018 and completed on Apr. 21, 2018. We, SPORTON INTERTIONAL INC. EMC & Wireless Communications Laboratory, would like to declare that the tested sample has been evaluated in accordance with the procedures given in ANSI C63.10-2013 and shown compliance with the applicable technical standards.

The report must not be used by the client to claim product certification, approval, or endorsement by TAF or any agency of government.

The test results in this variant report apply exclusively to the tested model / sample. Without written approval of SPORTON INTERTIONAL INC. EMC & Wireless Communications Laboratory, the test report shall not be reproduced except in full.


Approved by: Sam Chen

SPORTON INTERTIONAL INC. EMC & Wireless Communications Laboratory
No. 52, Huaya 1st Rd., Guishan Dist., Taoyuan City, Taiwan (R.O.C.)



Table of Contents

History of this test report.....3

Summary of Test Result.....4

1 General Description5

1.1 Information.....5

1.2 Testing Applied Standards9

1.3 Testing Location Information.....9

1.4 Measurement Uncertainty9

2 Test Configuration of EUT10

2.1 Test Channel Mode10

2.2 The Worst Case Measurement Configuration.....11

2.3 EUT Operation during Test12

2.4 Accessories13

2.5 Support Equipment.....13

2.6 Test Setup Diagram14

3 Transmitter Test Result17

3.1 AC Power-line Conducted Emissions17

3.2 Emissions in Restricted Frequency Bands.....19

4 Test Equipment and Calibration Data22

Appendix A. Test Results of AC Power-line Conducted Emissions

Appendix B. Test Results of Emissions in Restricted Frequency Bands

Appendix C. Test Results of Radiated Emission Co-location

Appendix D. Antenna list

Appendix E. Test Photos

Photographs of EUT v01



History of this test report

Report No.	Version	Description	Issued Date
FR5D1601-14AB	01	Initial issue of report	Jun. 26, 2018



Summary of Test Result

Report Clause	Ref Std. Clause	Test Items	Result (PASS/FAIL)	Remark
1.1.2	15.203	Antenna Requirement	PASS	-
3.1	15.207	AC Power-line Conducted Emissions	PASS	-
3.2	15.247(d)	Emissions in Restricted Frequency Bands	PASS	-

Reviewed by: **Sam Chen**

Report Producer: **Vicky Huang**



1 General Description

1.1 Information

1.1.1 RF General Information

Frequency Range (MHz)	Bluetooth Version	Ch. Frequency (MHz)	Channel Number
2400-2483.5	BR / EDR	2402-2480	0-78 [79]

Band	Mode	BWch (MHz)	Nant
2.4G	BT-BR	1	1
2.4G	BT-EDR	1	1

Note:

- 2.4G is the 2.4GHz Band (2.4-2.4835GHz).
- Bluetooth BR uses a GFSK (1Mbps).
- Bluetooth EDR uses a combination of $\pi/4$ -DQPSK (2Mbps) and 8DPSK (3Mbps).
- Bluetooth BR/EDR uses as a system using FHSS modulation.
- BWch is the nominal channel bandwidth.
- Nss-Min is the minimum number of spatial streams.
- Nant is the number of outputs. e.g., 2(2, 3) means have 2 outputs for port 2 and port 3. 2 means have 2 outputs for port 1 and port 2.

1.1.2 Antenna Information

Ant.	Brand	P/N	Antenna Type	Connector	Gain (dBi)
1	LYNwave	ALA110-222050-300011	PIFA Antenna	I-PEX MHF4	3.5
2	PSA	RFDPA171320EMLB301	Dipole Antenna	I-PEX MHF4	3.14

Note: The detail antenna information please refer to Antenna List.

Chain 1(Port 1) and Chain 2(Port 2) can connect to Ant. 1 or Ant. 2.

For EUT 1:

The EUT supports the antenna with TX/RX diversity function for WLAN and Bluetooth.

For WLAN 802.11b/g/n (1TX, 1RX) mode:

Both of Chain 1(Port 1) and Chain 2(Port 2) can be used as transmitting/receiving antennas, but only one antenna can be used as transmitting/receiving antenna at the one time.

For Bluetooth mode:

Base on WLAN's operation mode to select the other antenna to work.

(Ex. Assume Main port was selected to conduct transmitting function in WLAN, so AUX port was selected in Bluetooth Mode. Vice versa.)

For EUT 3:

The EUT supports the antenna with TX/RX diversity function for WLAN and Bluetooth.

For WLAN 802.11b/g/n (1TX, 1RX) mode:

Both of Chain 1(Port 1) and Chain 2(Port 2) can be used as transmitting/receiving antennas, but only one antenna can be used as transmitting/receiving antenna at the one time. Chain 1(Port 1) generated the worst case than Chain 2(Port 2), so it is tested and recorded in the report.

For Bluetooth mode:

Base on WLAN's operation mode to select the other antenna to work.

(Ex. Assume Main port was selected to conduct transmitting function in WLAN, so AUX port was selected in Bluetooth Mode. Vice versa.)

Chain 2(Port 2) generated the worst case than Chain 1(Port 1), so it is tested and recorded in the report.

For EUT 2、 EUT 4 and EUT 5:

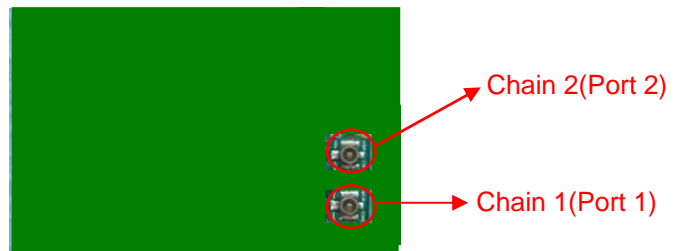
For WLAN 802.11b/g/n (1TX, 1RX) mode:

Chain 1(Port 1) can be used as transmitting/receiving antenna.


For Bluetooth mode:

Chain 1(Port 1) can be used as transmitting/receiving antenna.

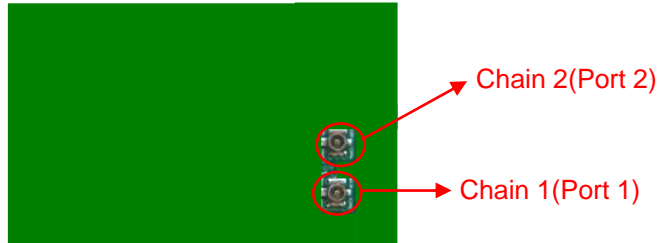
For EUT 1:




For EUT 2:



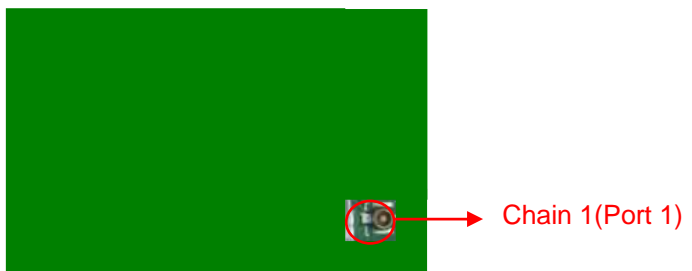
For EUT 3:



For EUT 4:



For EUT 5:





1.1.3 Mode Test Duty Cycle

Mode	On Time (ms)	On+Off Time (ms)	Duty Cycle (%)	Duty Factor (dB)	1/T Minimum VBW (kHz)
BT-BR	5.600	100.000	5.60%	12.52	0.18
BT-EDR	5.600	100.000	5.60%	12.52	0.18

1.1.4 EUT Operational Condition

EUT Power Type	From host system
Test Software Version	Bluetooth MP Tool

1.1.5 Table for Multiple Listing

The EUT has five types which are identical to each other in all aspects except for the following table:

Model Name	EUT	Interface		Function	
		E key	A+E key	Diversity	Fixed
RTL8723DE	1	V	-	V	-
	2	V	-	-	V
	3	-	V	V	-
	4	-	V	-	V (fixed to CON2)
	5	-	V	-	V (fixed to CON1)

Interface	Description
E key	There are two interface for different platform connector, all the RF circuit and electric identity are the same.
A+E key	

Note: According to above, there are only EUT 3 ~ EUT 5 were selected to test and record in the report as a result.

1.1.6 Table for Class II Change

This product is an extension of original one reported under Sporton project number: FR5D1601-20AB

Below is the table for the change of the product with respect to the original one.

Modifications	Performance Checking
Updated for A + E Key board (EUT 3~5) (Modify the matching on RF antenna trace and modify power Capacitor to Improve platform interference).	1. AC Power-line Conducted Emissions 2. Emissions in Restricted Frequency Bands 3. Radiated Emission Co-location

Note: The above test items will be based on original output power to re-test.



1.2 Testing Applied Standards

According to the specifications of the manufacturer, the EUT must comply with the requirements of the following standards:

- ◆ 47 CFR FCC Part 15
- ◆ FCC Public Notice DA 00-705

1.3 Testing Location Information

Testing Location		
<input type="checkbox"/>	HWA YA	ADD : No. 52, Hwa Ya 1st Rd., Kwei-Shan Hsiang, Tao Yuan Hsien, Taiwan, R.O.C. TEL : 886-3-327-3456 FAX : 886-3-318-0055
<input checked="" type="checkbox"/>	JHUBEI	ADD : No.8, Lane 724, Bo-ai St., Jhubei City, HsinChu County 302, Taiwan, R.O.C. TEL : 886-3-656-9065 FAX : 886-3-656-9085

Test Condition	Test Site No.	Test Engineer	Test Environment	Test Date
Radiated	03CH01-CB	Lucke Hsieh & Justin Lin	22°C / 57%	Jan. 22, 2018 ~ Apr. 21, 2018
AC Conduction	CO01-CB	Max Lin	18°C / 50%	Feb. 05, 2018

Test site Designation No. TW0006 with FCC.
Test site registered number IC 4086D with Industry Canada.

1.4 Measurement Uncertainty

ISO/IEC 17025 requires that an estimate of the measurement uncertainties associated with the emissions test results be included in the report. The measurement uncertainties given below are based on a 95% confidence level (based on a coverage factor (k=2))

Test Items	Uncertainty	Remark
Conducted Emission (150kHz ~ 30MHz)	3.2 dB	Confidence levels of 95%
Radiated Emission (30MHz ~ 1,000MHz)	3.6 dB	Confidence levels of 95%
Radiated Emission (1GHz ~ 18GHz)	3.7 dB	Confidence levels of 95%
Radiated Emission (18GHz ~ 40GHz)	3.5 dB	Confidence levels of 95%



2 Test Configuration of EUT

2.1 Test Channel Mode

Band	Mode	BWch (MHz)	Nss-Min	Nant	Ch. (MHz)	Range
2.4G	BT-BR	1	1	1	2402	L
2.4G	BT-BR	1	1	1	2441	M
2.4G	BT-BR	1	1	1	2480	H
2.4G	BT-EDR	1	1	1	2402	L
2.4G	BT-EDR	1	1	1	2441	M
2.4G	BT-EDR	1	1	1	2480	H



2.2 The Worst Case Measurement Configuration

The Worst Case Mode for Following Conformance Tests	
Tests Item	AC power-line conducted emissions
Condition	AC power-line conducted measurement for line and neutral
Operating Mode	Normal Link
1	Place EUT 3-A+E key-Diversity in Z axis + Antenna 1
2	Place EUT 5-A+E key-Fixed in Z axis + Antenna 1
3	Place EUT 4-A+E key-Fixed in Z axis + Antenna 1
4	Place EUT 3-A+E key-Diversity in Z axis + Antenna 2
5	Place EUT 5-A+E key-Fixed in Z axis + Antenna 2
6	Place EUT 4-A+E key-Fixed in Z axis + Antenna 2
For operating mode 3 is the worst case and it was record in this test report.	

The Worst Case Mode for Following Conformance Tests	
Tests Item	Emissions in Restricted Frequency Bands
Test Condition	Radiated measurement If EUT consist of multiple antenna assembly (multiple antenna are used in EUT regardless of spatial multiplexing MIMO configuration), the radiated test should be performed with highest antenna gain of each antenna type.
Operating Mode < 1GHz	Normal Link
1	Place EUT 3-A+E key-Diversity in Z axis + Antenna 1
2	Place EUT 5-A+E key-Fixed in Z axis + Antenna 1
3	Place EUT 4-A+E key-Fixed in Z axis + Antenna 1
4	Place EUT 3-A+E key-Diversity in Z axis + Antenna 2
5	Place EUT 5-A+E key-Fixed in Z axis + Antenna 2
6	Place EUT 4-A+E key-Fixed in Z axis + Antenna 2
For operating mode 1 is the worst case and it was record in this test report.	
Operating Mode > 1GHz	CTX
The EUT can be placed in X axis, Y axis and Z axis. After evaluating, Z axis was the worst case, so it's recorded in this report.	
1	Place EUT 3-A+E key-Diversity in Z axis + Antenna 1
2	Place EUT 5-A+E key-Fixed in Z axis + Antenna 1
3	Place EUT 4-A+E key-Fixed in Z axis + Antenna 1
4	Place EUT 3-A+E key-Diversity in Z axis + Antenna 2
5	Place EUT 5-A+E key-Fixed in Z axis + Antenna 2
6	Place EUT 4-A+E key-Fixed in Z axis + Antenna 2



The Worst Case Mode for Following Conformance Tests	
Tests Item	Simultaneous Transmission Analysis - Radiated Emission Co-location
Test Condition	Radiated measurement
Operating Mode	Normal Link
The EUT can be placed in X axis, Y axis and Z axis. After evaluating, Z axis was the worst case, so it's recorded in this report.	
1	Place EUT 3-A+E key-Diversity in Z axis + Antenna 1
2	Place EUT 5-A+E key-Fixed in Z axis + Antenna 1
3	Place EUT 4-A+E key-Fixed in Z axis + Antenna 1
4	Place EUT 3-A+E key-Diversity in Z axis + Antenna 2
5	Place EUT 5-A+E key-Fixed in Z axis + Antenna 2
6	Place EUT 4-A+E key-Fixed in Z axis + Antenna 2
Refer to Appendix C for Radiated Emission Co-location.	

The Worst Case Mode for Following Conformance Tests	
Tests Item	Simultaneous Transmission Analysis - Co-location RF Exposure Evaluation
Operating Mode	
1	Bluetooth+WLAN 2.4GHz
Refer to Sporton Test Report No.: FA5D1601-14 for Co-location RF Exposure Evaluation.	

2.3 EUT Operation during Test

For CTX Mode:

The EUT was programmed to be in continuously transmitting mode.

For Normal Link:

During the test, the EUT operation to normal function.



2.4 Accessories

N/A

2.5 Support Equipment

For Test Site No: CO01-CB

Support Equipment				
No.	Equipment	Brand Name	Model Name	FCC ID
1	NB*2	DELL	E6430	DoC
2	AP	ASUS	RP-N53	MSQ-RPN53
3	Test fixture*2	REALTEK	Ameba adapter	N/A
4	Device	REALTEK	RTL8723DE	TX2-RTL8723DE
5	Earphone	SHYARO CHI	MIC-04	N/A
6	Mouse	HP	FM100	N/A

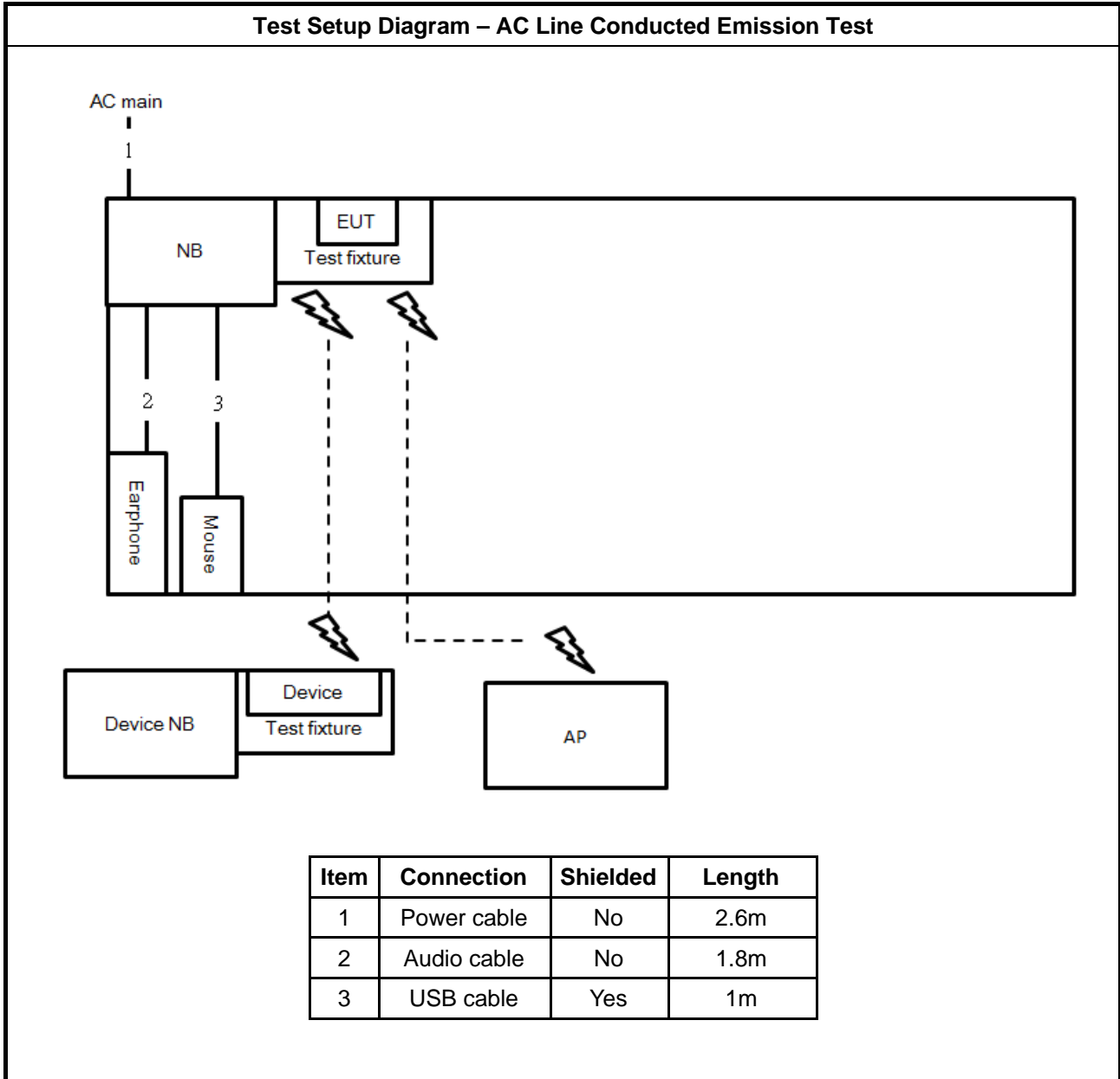
For Test Site No: 03CH01-CB (below 1GHz)

Support Equipment				
No.	Equipment	Brand Name	Model Name	FCC ID
1	NB*2	DELL	E4300	DoC
2	AP	Netgear	R6300V2	PY313200227
3	Test fixture*2	REALTEK	Ameba adapter	N/A
4	Device	REALTEK	RTL8723DE	TX2-RTL8723DE
5	Earphone	SHYARO CHI	MIC-04	N/A
6	Mouse	Logitech	M-U0026	N/A

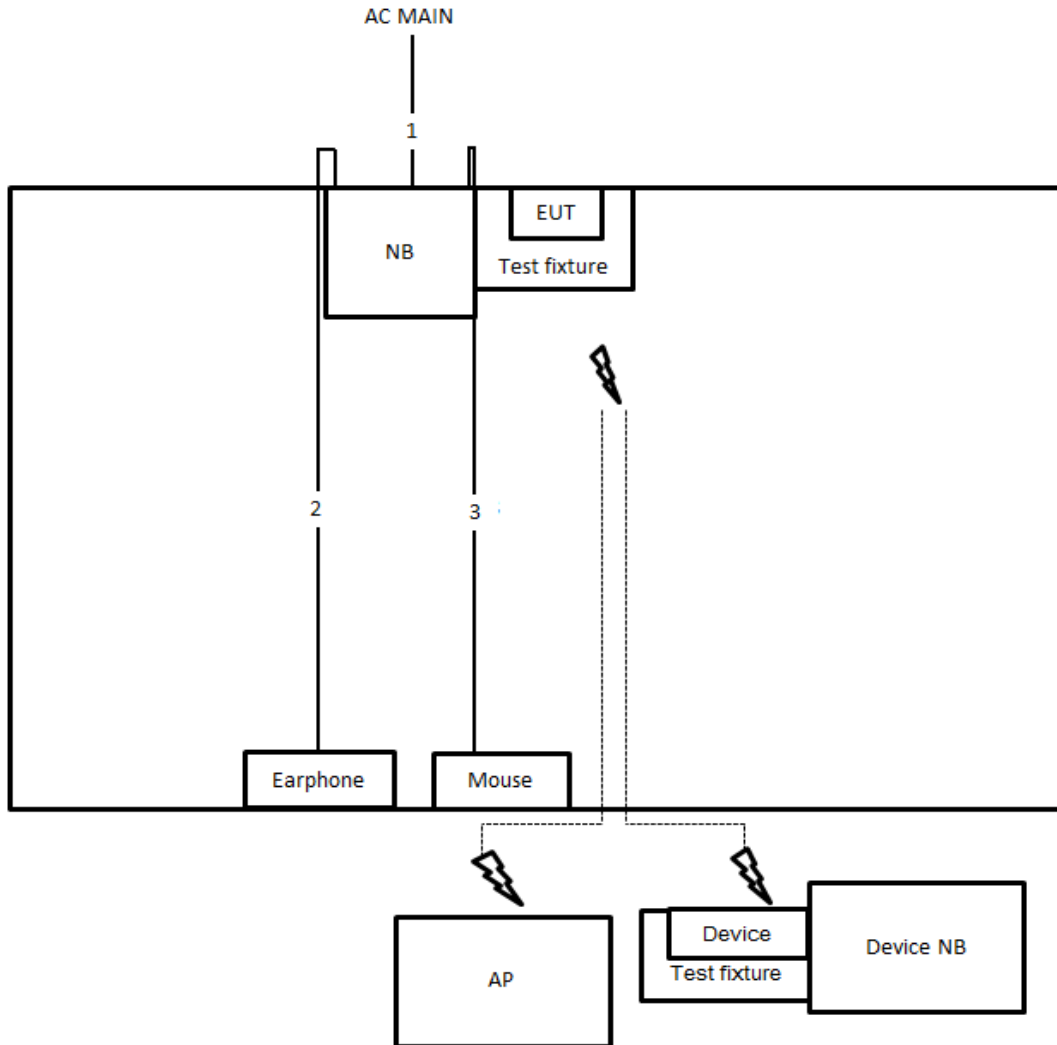
For Test Site No: 03CH01-CB (above 1GHz)

Support Equipment				
No.	Equipment	Brand Name	Model Name	FCC ID
1	NB	DELL	E4300	DoC
2	Test fixture	REALTEK	Ameba adapter	N/A

2.6 Test Setup Diagram



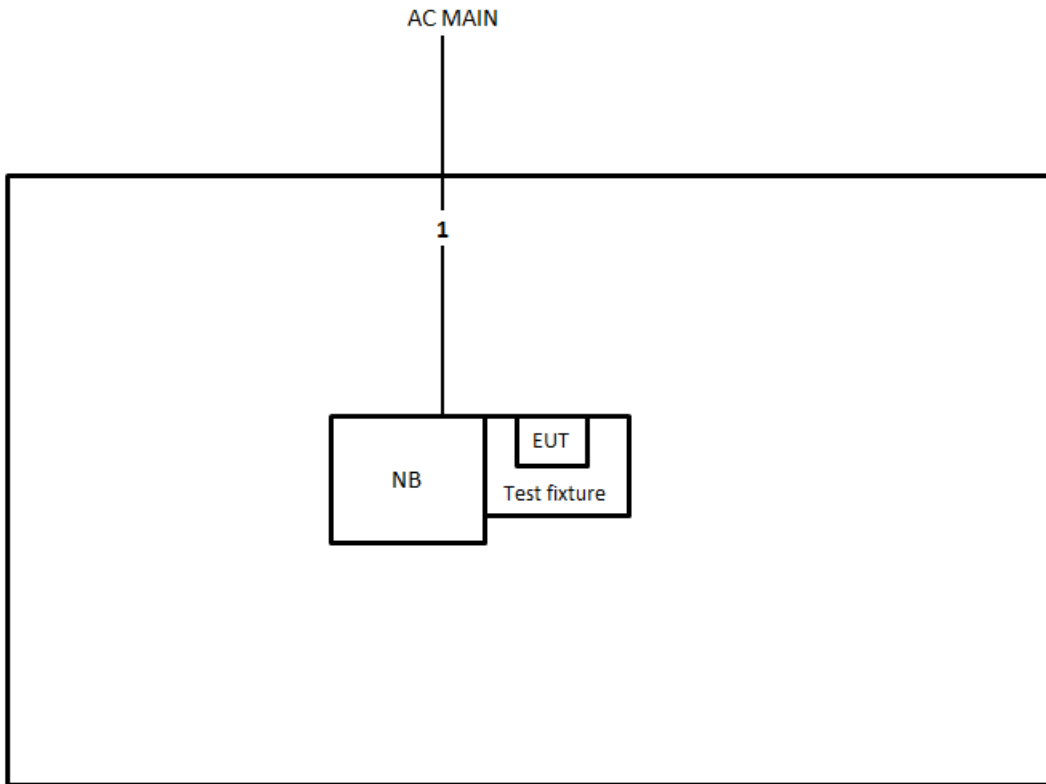
Test Setup Diagram - Radiated Test < 1GHz



Item	Connection	Shielded	Length
1	Power cable	No	2.6m
2	Audio cable	No	1.1m
3	USB cable	Yes	1.8m



Test Setup Diagram - Radiated Test > 1GHz



Item	Connection	Shielded	Length
1	Power cable	No	2.6m



3 Transmitter Test Result

3.1 AC Power-line Conducted Emissions

3.1.1 AC Power-line Conducted Emissions Limit

AC Power-line Conducted Emissions Limit		
Frequency Emission (MHz)	Quasi-Peak	Average
0.15-0.5	66 - 56 *	56 - 46 *
0.5-5	56	46
5-30	60	50

Note 1: * Decreases with the logarithm of the frequency.

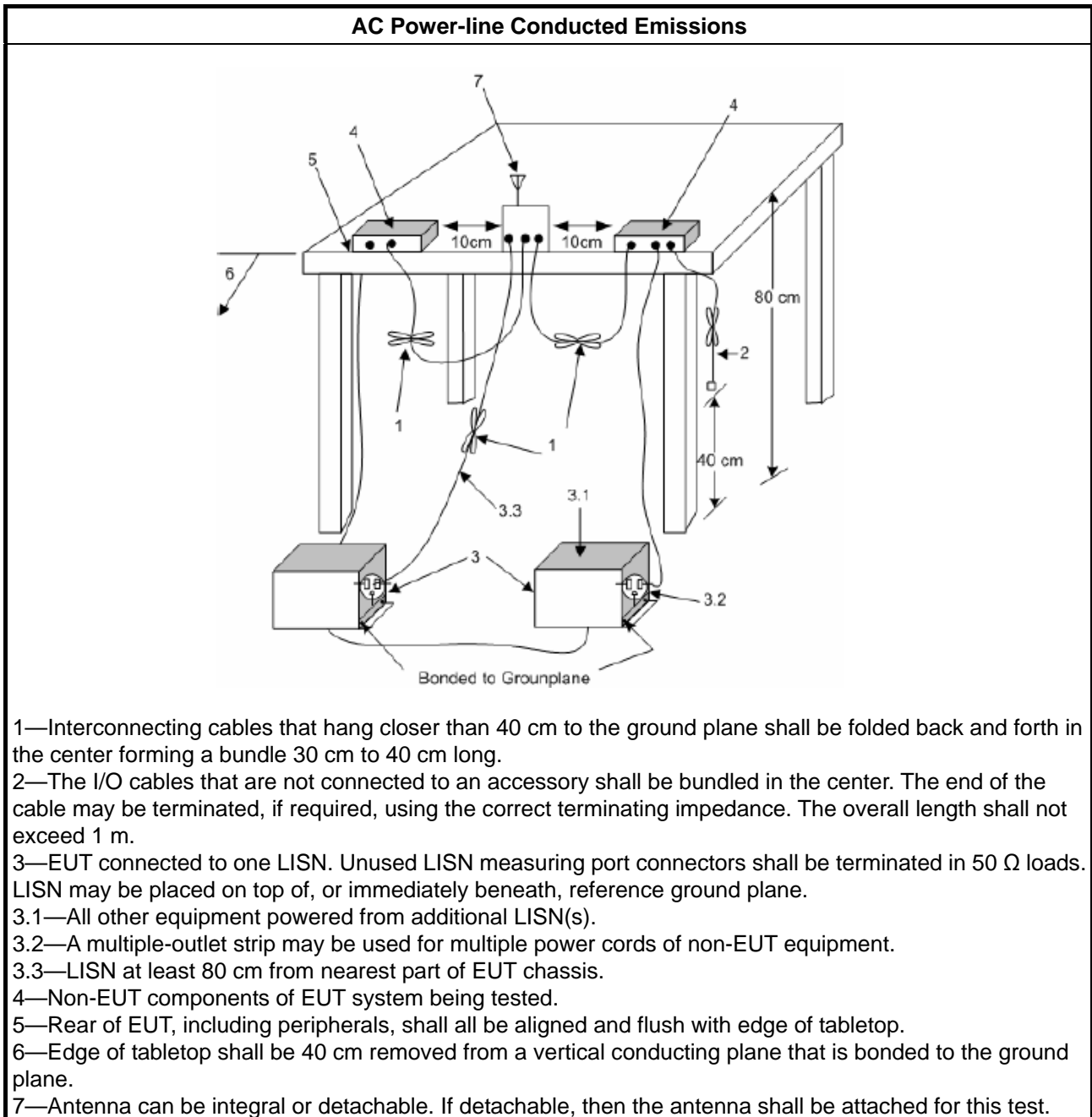
3.1.2 Measuring Instruments

Refer a test equipment and calibration data table in this test report.

3.1.3 Test Procedures

Test Method
▪ Refer as ANSI C63.10-2013, clause 6.2 for AC power-line conducted emissions.

3.1.4 Test Setup



3.1.5 Test Result of AC Power-line Conducted Emissions

Refer as Appendix A



3.2 Emissions in Restricted Frequency Bands

3.2.1 Emissions in Restricted Frequency Bands Limit

Restricted Band Emissions Limit			
Frequency Range (MHz)	Field Strength (uV/m)	Field Strength (dBuV/m)	Measure Distance (m)
0.009~0.490	2400/F(kHz)	48.5 - 13.8	300
0.490~1.705	24000/F(kHz)	33.8 - 23	30
1.705~30.0	30	29	30
30~88	100	40	3
88~216	150	43.5	3
216~960	200	46	3
Above 960	500	54	3

Note 1: Test distance for frequencies at or above 30 MHz, measurements may be performed at a distance other than the limit distance provided they are not performed in the near field and the emissions to be measured can be detected by the measurement equipment. When performing measurements at a distance other than that specified, the results shall be extrapolated to the specified distance using an extrapolation factor of 20 dB/decade (inverse of linear distance for field-strength measurements, inverse of linear distance-squared for power-density measurements).

Note 2: Test distance for frequencies at below 30 MHz, measurements may be performed at a distance closer than the EUT limit distance; however, an attempt should be made to avoid making measurements in the near field. When performing measurements below 30 MHz at a closer distance than the limit distance, the results shall be extrapolated to the specified distance by either making measurements at a minimum of two or more distances on at least one radial to determine the proper extrapolation factor or by using the square of an inverse linear distance extrapolation factor (40 dB / decade). The test report shall specify the extrapolation method used to determine compliance of the EUT.

Note 3: Using the distance of 1m during the test for above 18 GHz, and the test value to correct for the distance factor at 3m.

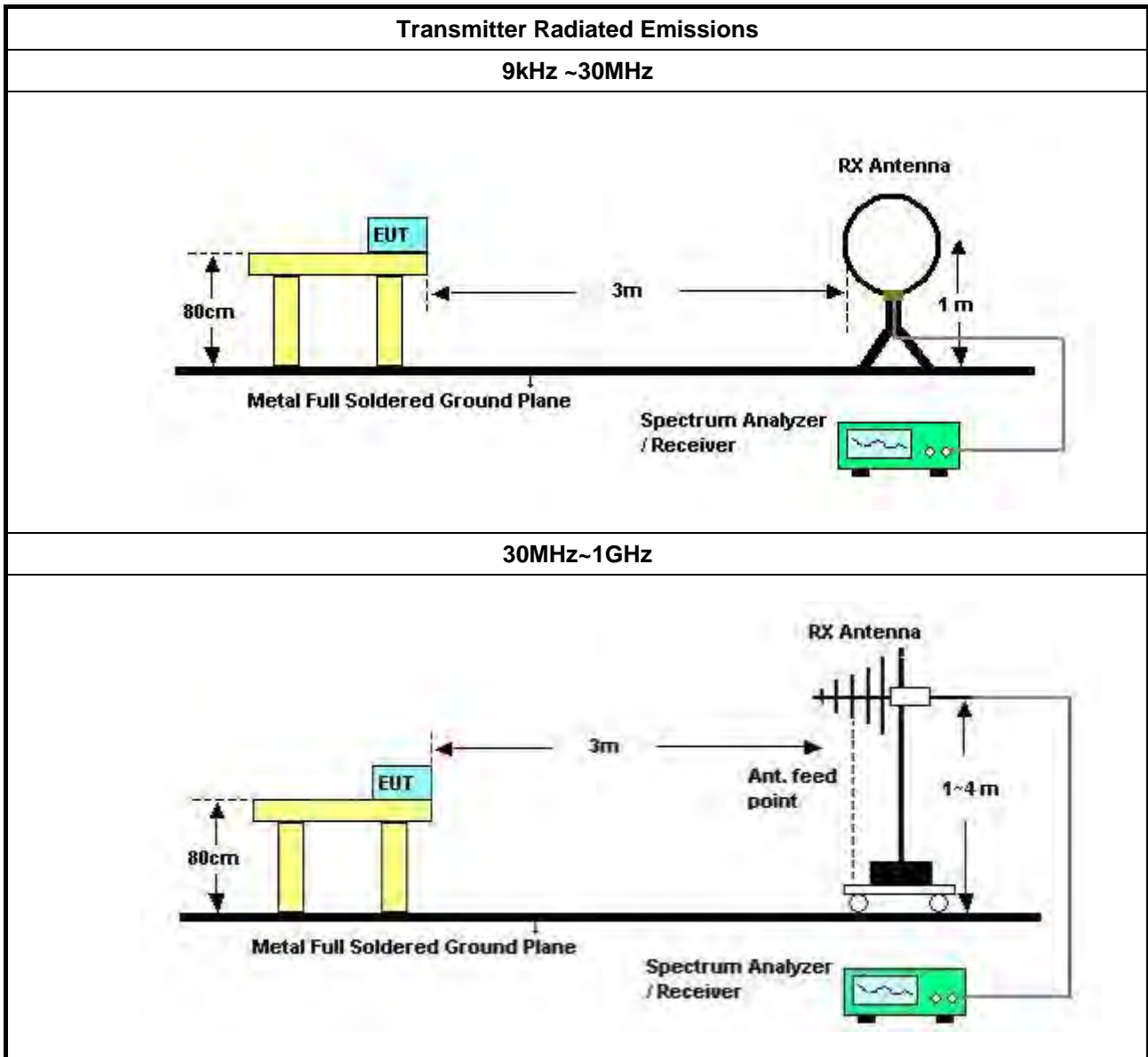
3.2.2 Measuring Instruments

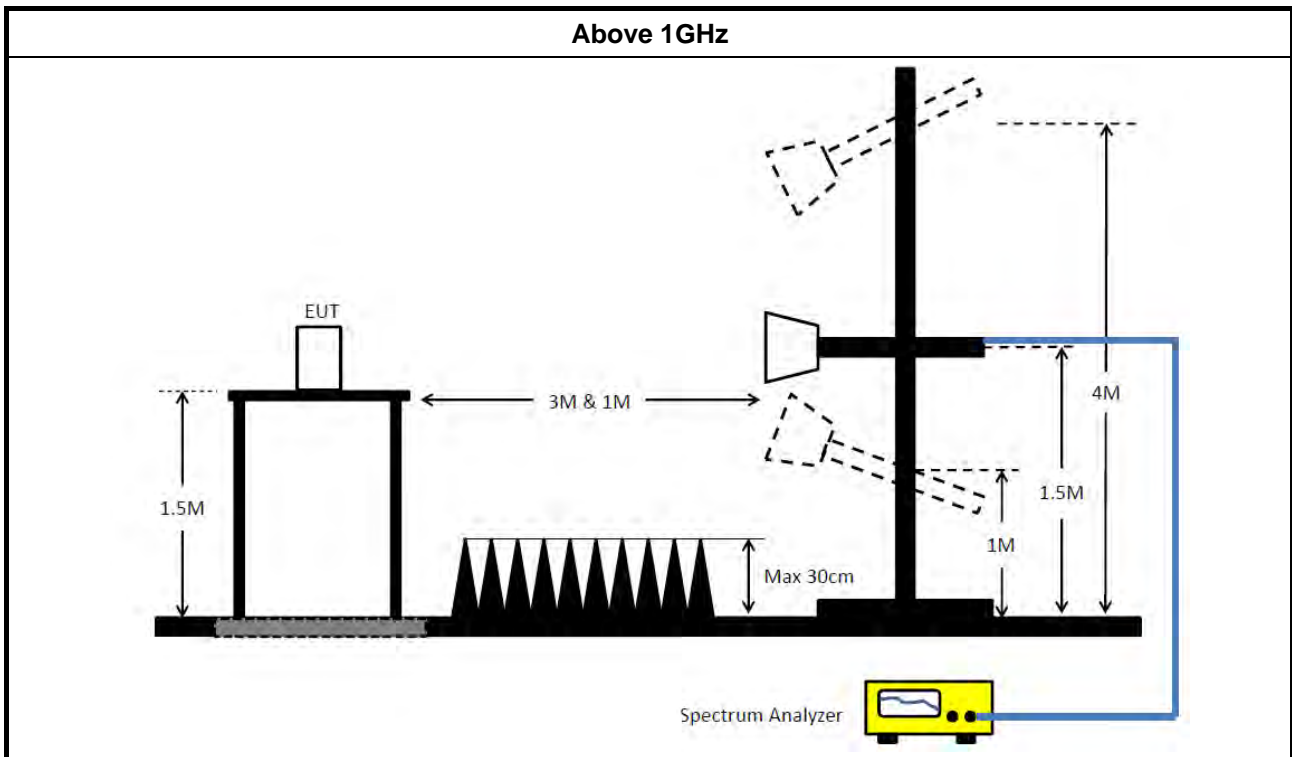
Refer a test equipment and calibration data table in this test report.

3.2.3 Test Procedures

Test Method	
	▪ The average emission levels shall be measured in [hopping duty factor].
	▪ Refer as ANSI C63.10; clause 6.9.2.2 band-edge testing shall be performed at the lowest frequency channel and highest frequency channel within the allowed operating band.
	▪ For the transmitter unwanted emissions shall be measured using following options below:
	▪ Refer as ANSI C63.10, clause 4.1.4.2.1 QP value.
	▪ Refer as ANSI C63.10, clause 4.1.4.2.2 measurement procedure peak.
	▪ Refer as ANSI C63.10, clause 4.1.4.2.4 average value of hopping pulsed emissions.

3.2.4 Test Setup





3.2.5 Transmitter Radiated Unwanted Emissions (Below 30MHz)

All amplitude of spurious emissions that are attenuated by more than 20 dB below the permissible value has no need to be reported.

The radiated emissions were investigated from 9 kHz or the lowest frequency generated within the device, up to the 10 harmonic or 40 GHz, whichever is appropriate.

3.2.6 Transmitter Radiated Unwanted Emissions

Refer as Appendix B



4 Test Equipment and Calibration Data

Instrument	Manufacturer	Model No.	Serial No.	Characteristics	Calibration Date	Calibration Due Date	Remark
EMI Receiver	Agilent	N9038A	My52260123	9kHz ~ 8.45GHz	Jan. 31, 2018	Jan. 30, 2019	Conduction (CO01-CB)
LISN	F.C.C.	FCC-LISN-50-16-2	04083	150kHz ~ 100MHz	Dec. 20, 2017	Dec. 19, 2018	Conduction (CO01-CB)
LISN	Schwarzbeck	NSLK 8127	8127647	9kHz ~ 30MHz	Dec. 29, 2017	Dec. 28, 2018	Conduction (CO01-CB)
COND Cable	Woken	Cable	01	150kHz ~ 30MHz	May 23, 2017	May 22, 2018	Conduction (CO01-CB)
Software	Audix	E3	6.120210n	-	N.C.R.	N.C.R.	Conduction (CO01-CB)
BILOG ANTENNA with 6dB Attenuator	TESEQ & EMCI	CBL6112D & N-6-06	37880 & AT-N0609	20MHz ~ 2GHz	Aug. 30, 2017	Aug. 29, 2018	Radiation (03CH01-CB)
Loop Antenna	Teseq	HLA 6120	24155	9kHz - 30 MHz	Mar. 16, 2016*	Mar. 15, 2018*	Radiation (03CH01-CB)
Horn Antenna	EMCO	3115	00075790	750MHz ~ 18GHz	Nov. 20, 2017	Nov. 19, 2018	Radiation (03CH01-CB)
Horn Antenna	Schwarzbeck	BBHA 9170	BBHA9170252	15GHz ~ 40GHz	Jul. 05, 2017	Jul. 04, 2018	Radiation (03CH01-CB)
Pre-Amplifier	EMCI	EMC330N	980332	20MHz ~ 3GHz	May 02, 2017	May 01, 2018	Radiation (03CH01-CB)
Pre-Amplifier	Agilent	8449B	3008A02310	1GHz ~ 26.5GHz	Jan. 09, 2018	Jan. 08, 2019	Radiation (03CH01-CB)
Pre-Amplifier	MITEQ	TTA1840-35-H G	1864479	18GHz ~ 40GHz	Jul. 10, 2017	Jul. 09, 2018	Radiation (03CH01-CB)
Spectrum Analyzer	R&S	FSP40	100056	9kHz ~ 40GHz	Nov. 23, 2017	Nov. 22, 2018	Radiation (03CH01-CB)
EMI Test	R&S	ESCS	100354	9kHz ~ 2.75GHz	Dec. 08, 2017	Dec. 07, 2018	Radiation (03CH01-CB)
RF Cable-low	Woken	Low Cable-16+17	N/A	30 MHz ~ 1 GHz	Oct. 11, 2017	Oct. 10, 2018	Radiation (03CH01-CB)
RF Cable-high	Woken	High Cable-16	N/A	1 GHz ~ 18 GHz	Oct. 11, 2017	Oct. 10, 2018	Radiation (03CH01-CB)
RF Cable-high	Woken	High Cable-16+17	N/A	1 GHz ~ 18 GHz	Oct. 11, 2017	Oct. 10, 2018	Radiation (03CH01-CB)
RF Cable-high	Woken	High Cable-40G#1	N/A	18GHz ~ 40 GHz	Oct. 11, 2017	Oct. 10, 2018	Radiation (03CH01-CB)



Instrument	Manufacturer	Model No.	Serial No.	Characteristics	Calibration Date	Calibration Due Date	Remark
RF Cable-high	Woken	High Cable-40G#2	N/A	18GHz ~ 40 GHz	Oct. 11, 2017	Oct. 10, 2018	Radiation (03CH01-CB)

Note: Calibration Interval of instruments listed above is one year.

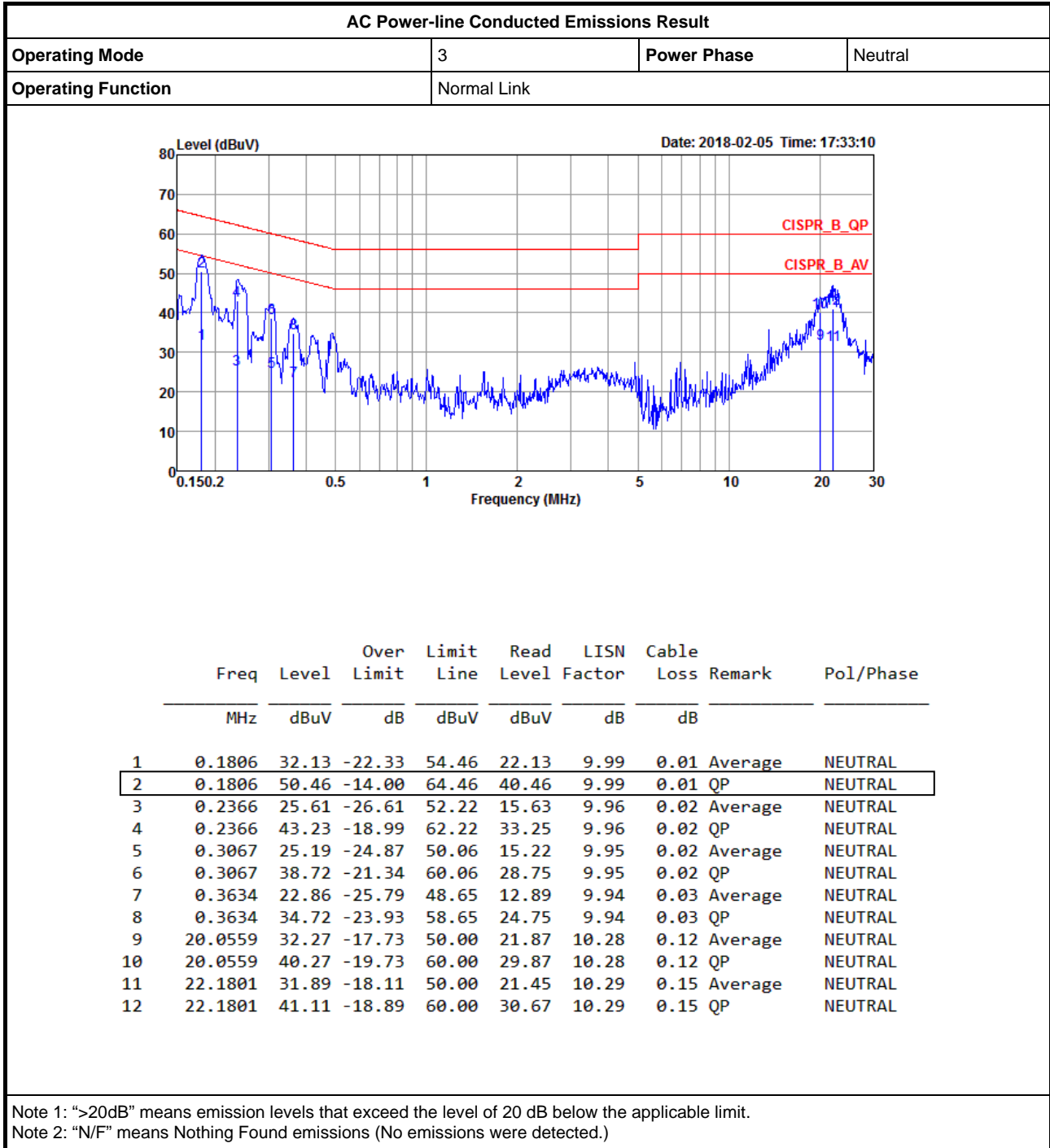
*** Calibration Interval of instruments listed above is two years.

NCR means Non-Calibration required.



AC Power-line Conducted Emissions Result

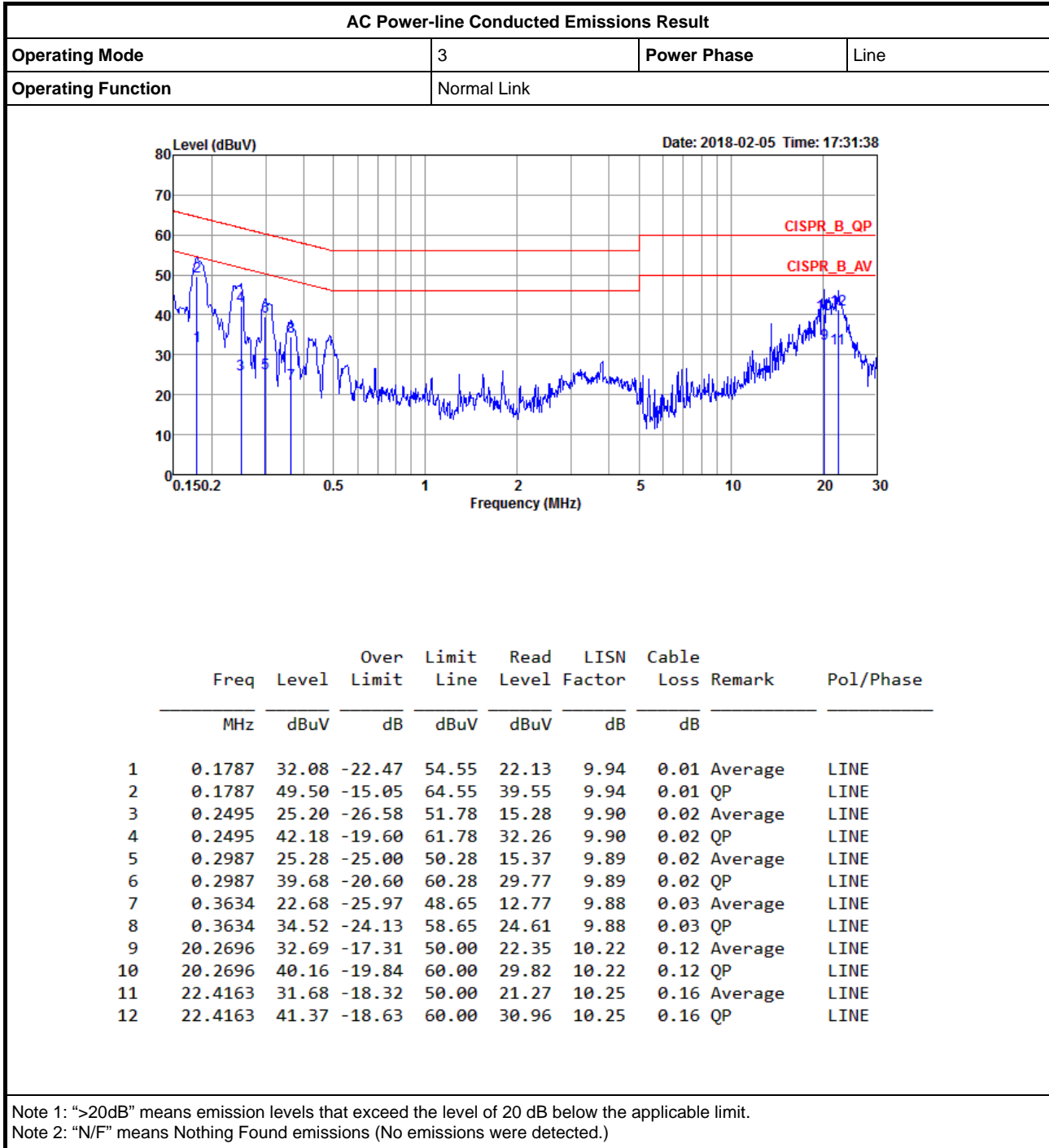
Appendix A





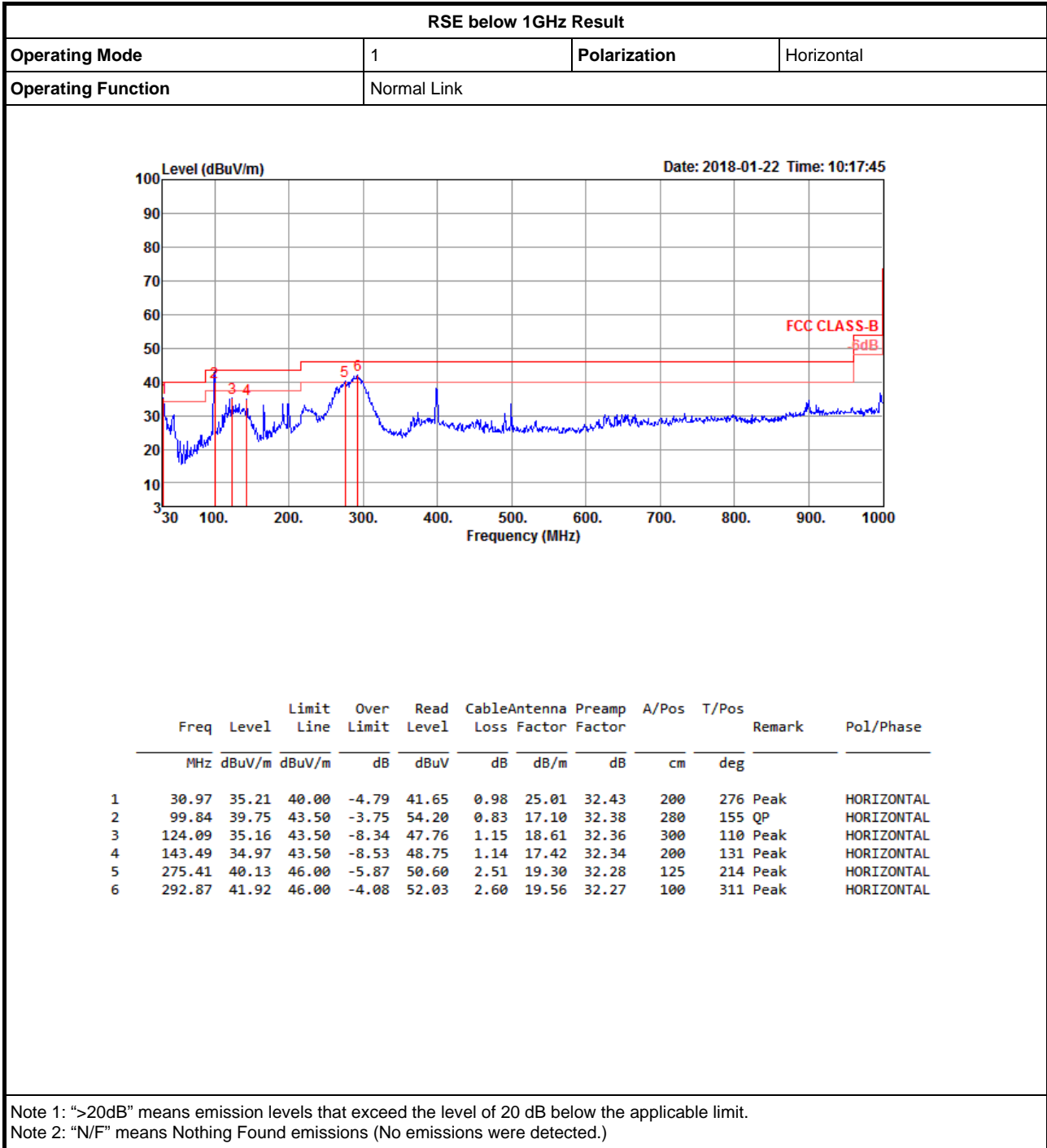
AC Power-line Conducted Emissions Result

Appendix A



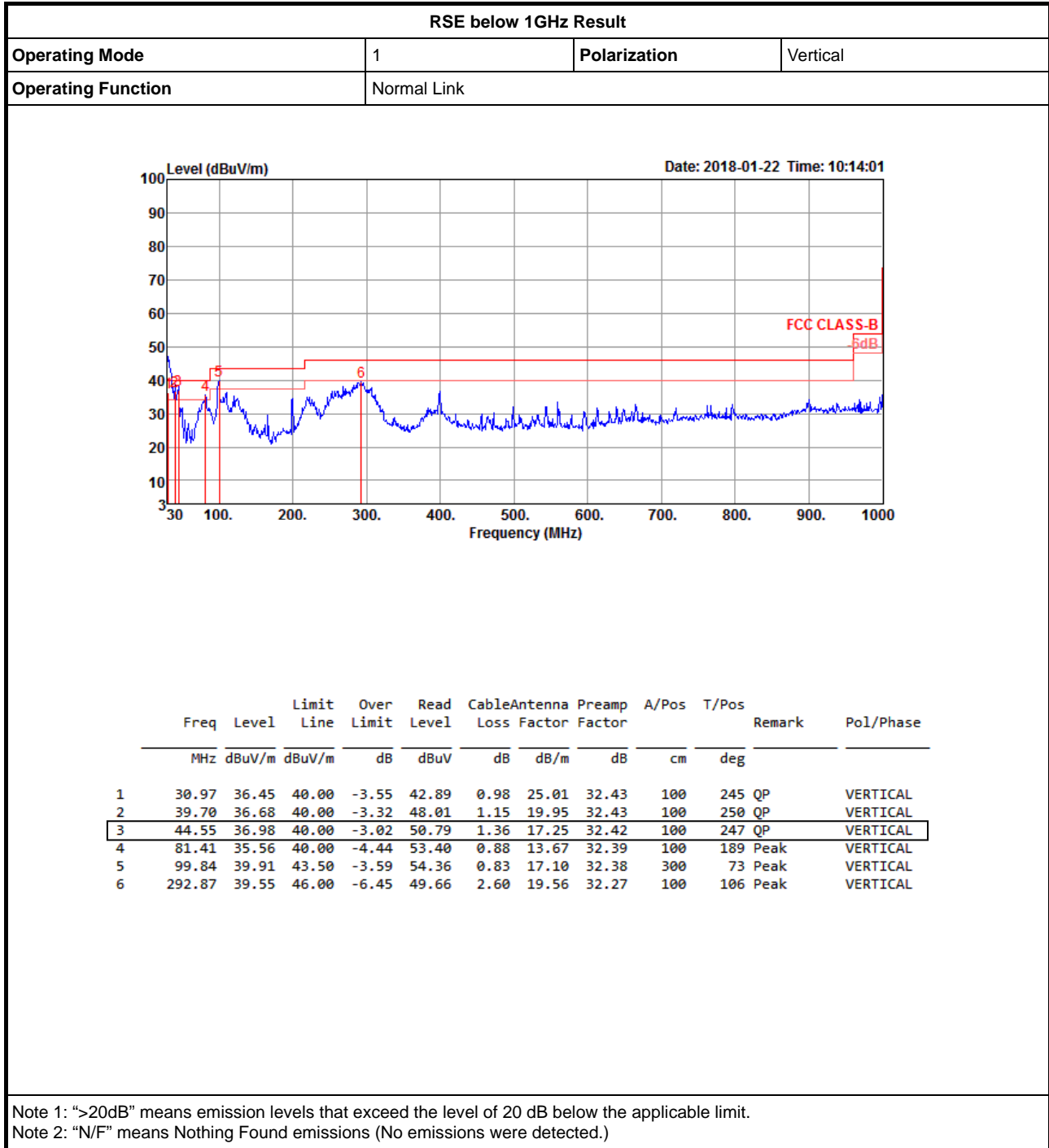


RSE below 1GHz Result





RSE below 1GHz Result





RSE TX above 1GHz Result

Appendix B.2

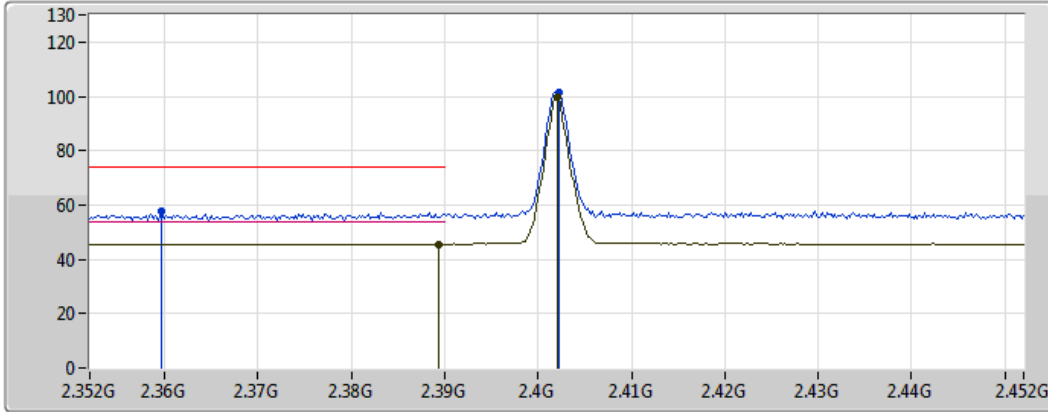
Test Mode: Mode 1 Summary

Mode	Result	Type	Freq (Hz)	Level (dBuV/m)	Limit (dBuV/m)	Margin (dB)	Factor (dB)	Dist (m)	Condition	Azimuth (°)	Height (m)	Comments
2.4-2.4835GHz	-	-	-	-	-	-	-	-	-	-	-	-
BT-EDR(3Mbps)	Pass	AV	2.483502G	48.82	54.00	-5.18	33.19	3	Horizontal	359	2.74	-

BT-BR(1Mbps)

2402MHz_TX

19/04/2018



Legend:

- Lim.PK (Red line)
- PK (Blue line)
- Lim.AV (Pink line)
- AV (Green line)

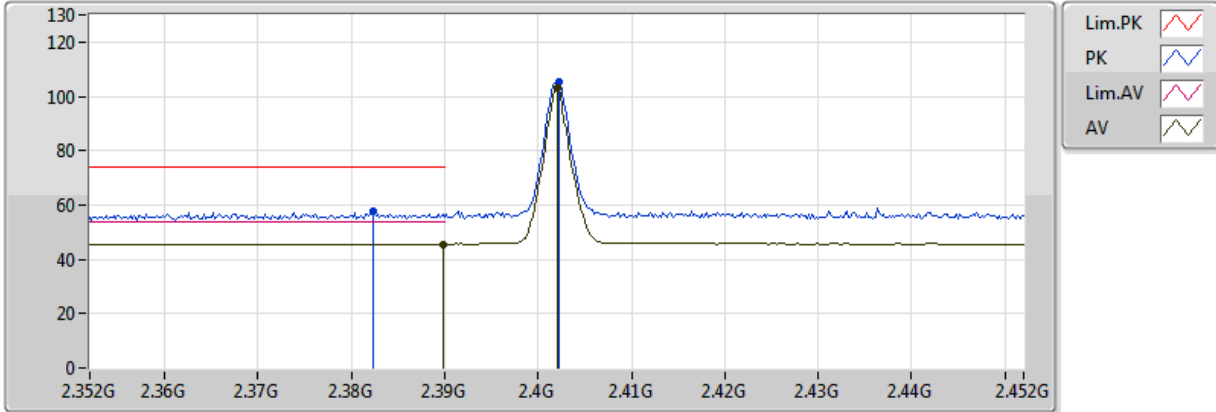
EUT_Z_1TX(ANT1)
 Setting 30
 04-L-2
 FSP(100142)
 Diversity Sample

Type	Freq (Hz)	Level (dBuV/m)	Limit (dBuV/m)	Margin (dB)	Factor (dB)	Dist (m)	Condition	Azimuth (°)	Height (m)	Comments
AV	2.3894G	45.66	54.00	-8.34	33.16	3	Vertical	254	2.74	-
AV	2.402G	99.90	Inf	-Inf	33.17	3	Vertical	254	2.74	-
PK	2.3596G	57.44	74.00	-16.56	33.15	3	Vertical	254	2.74	-
PK	2.4022G	101.62	Inf	-Inf	33.17	3	Vertical	254	2.74	-

BT-BR(1Mbps)

2402MHz_TX

19/04/2018



EUT_Z_1TX(ANT1)
 Setting 30
 04-L-2
 FSP(100142)
 Diversity Sample

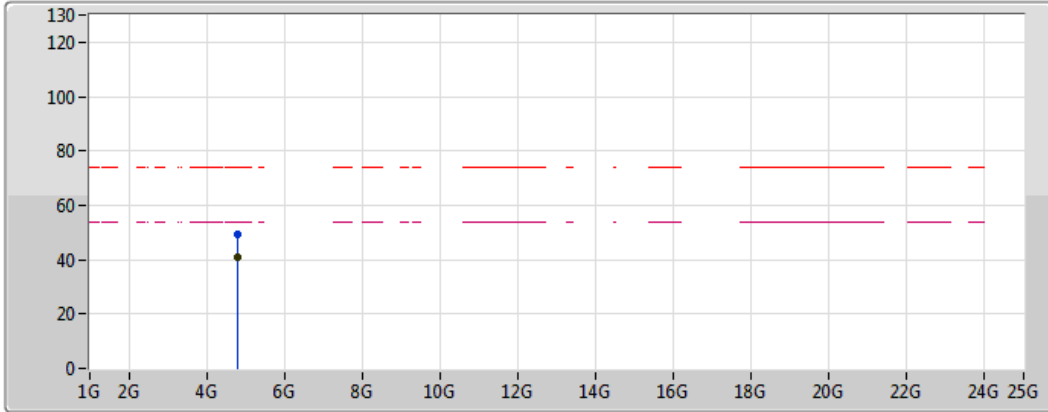
Type	Freq (Hz)	Level (dBuV/m)	Limit (dBuV/m)	Margin (dB)	Factor (dB)	Dist (m)	Condition	Azimuth (°)	Height (m)	Comments
AV	2.3898G	45.63	54.00	-8.37	33.16	3	Horizontal	186	1.89	-
AV	2.402G	103.20	Inf	-Inf	33.17	3	Horizontal	186	1.89	-
PK	2.3824G	57.75	74.00	-16.25	33.16	3	Horizontal	186	1.89	-
PK	2.4022G	105.08	Inf	-Inf	33.17	3	Horizontal	186	1.89	-



BT-BR(1Mbps)

2402MHz_TX

19/04/2018



Legend:

- Lim.PK (Red dashed line)
- PK (Blue solid line)
- Lim.AV (Magenta dashed line)
- AV (Green solid line)

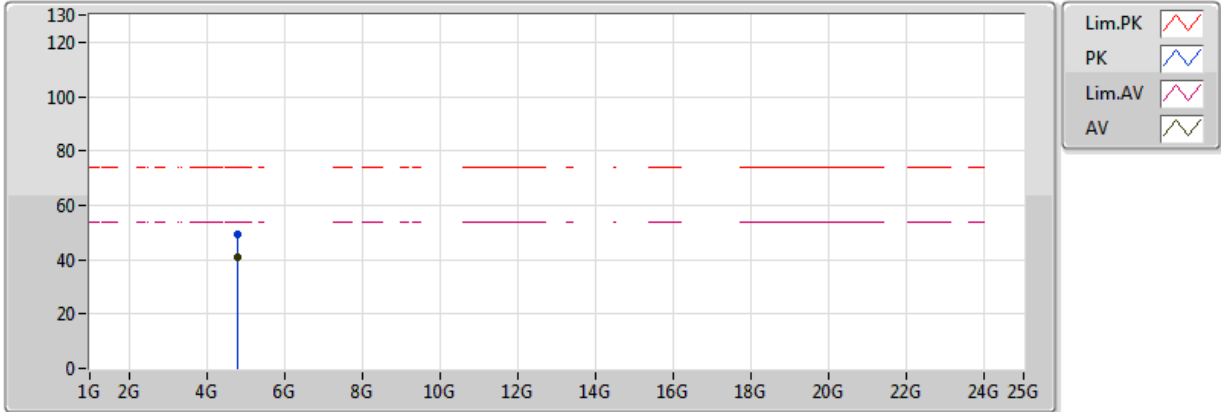
EUT_Z_1TX(ANT1)
 Setting 30
 04-L-2
 FSP(100142)
 Diversity Sample

Type	Freq (Hz)	Level (dBuV/m)	Limit (dBuV/m)	Margin (dB)	Factor (dB)	Dist (m)	Condition	Azimuth (°)	Height (m)	Comments
AV	4.80434G	41.07	54.00	-12.93	5.93	3	Vertical	133	1.75	-
PK	4.80226G	49.34	74.00	-24.66	5.92	3	Vertical	133	1.75	-

BT-BR(1Mbps)

2402MHz_TX

19/04/2018



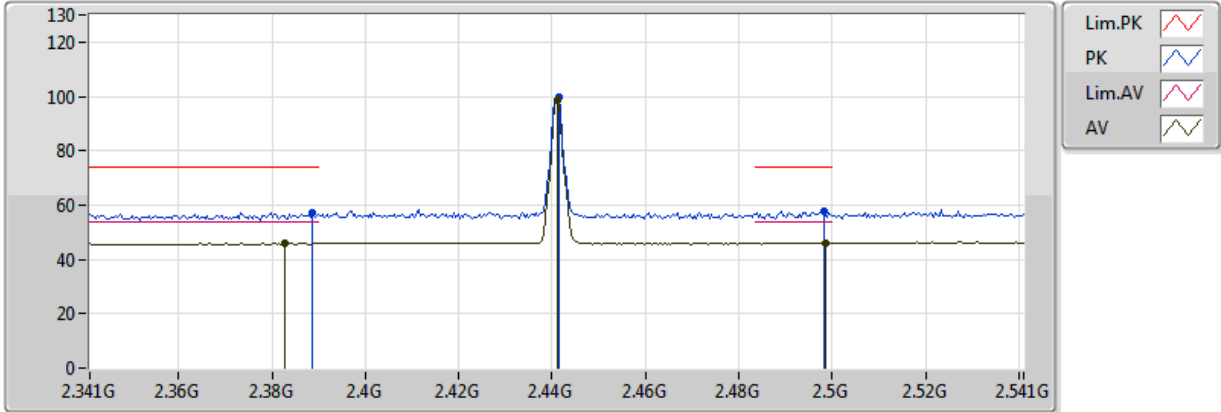
EUT_Z_1TX(ANT1)
 Setting 30
 04-L-2
 FSP(100142)
 Diversity Sample

Type	Freq (Hz)	Level (dBuV/m)	Limit (dBuV/m)	Margin (dB)	Factor (dB)	Dist (m)	Condition	Azimuth (°)	Height (m)	Comments
AV	4.80578G	40.87	54.00	-13.13	5.93	3	Horizontal	227	1.06	-
PK	4.80505G	49.17	74.00	-24.83	5.93	3	Horizontal	227	1.06	-

BT-BR(1Mbps)

2441MHz_TX

19/04/2018



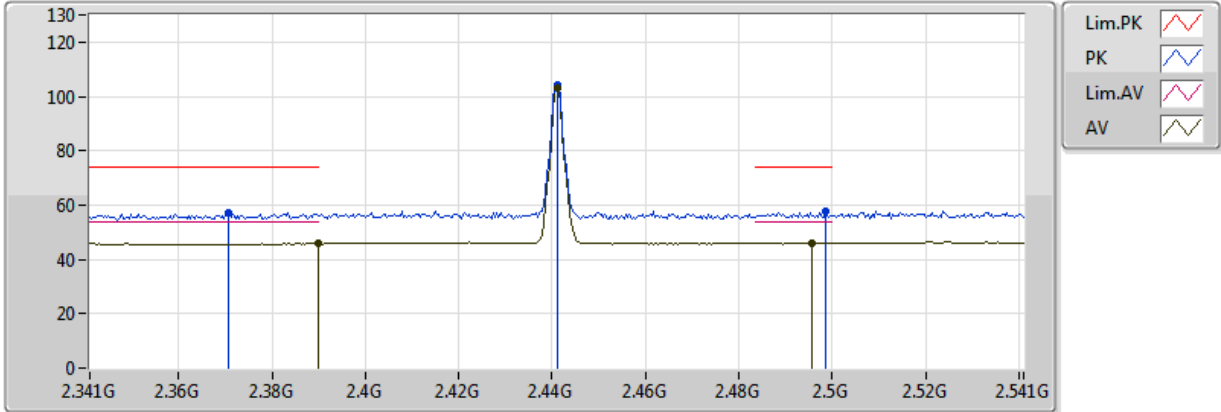
EUT_Z_1TX(ANT1)
 Setting 30
 04-L-2
 FSP(100142)
 Diversity Sample

Type	Freq (Hz)	Level (dBuV/m)	Limit (dBuV/m)	Margin (dB)	Factor (dB)	Dist (m)	Condition	Azimuth (°)	Height (m)	Comments
AV	2.3826G	46.02	54.00	-7.98	33.16	3	Vertical	264	2.86	-
AV	2.441G	98.72	Inf	-Inf	33.18	3	Vertical	264	2.86	-
AV	2.4986G	46.19	54.00	-7.81	33.19	3	Vertical	264	2.86	-
PK	2.3886G	57.33	74.00	-16.67	33.16	3	Vertical	264	2.86	-
PK	2.4414G	99.62	Inf	-Inf	33.18	3	Vertical	264	2.86	-
PK	2.4982G	57.76	74.00	-16.24	33.19	3	Vertical	264	2.86	-

BT-BR(1Mbps)

2441MHz_TX

19/04/2018



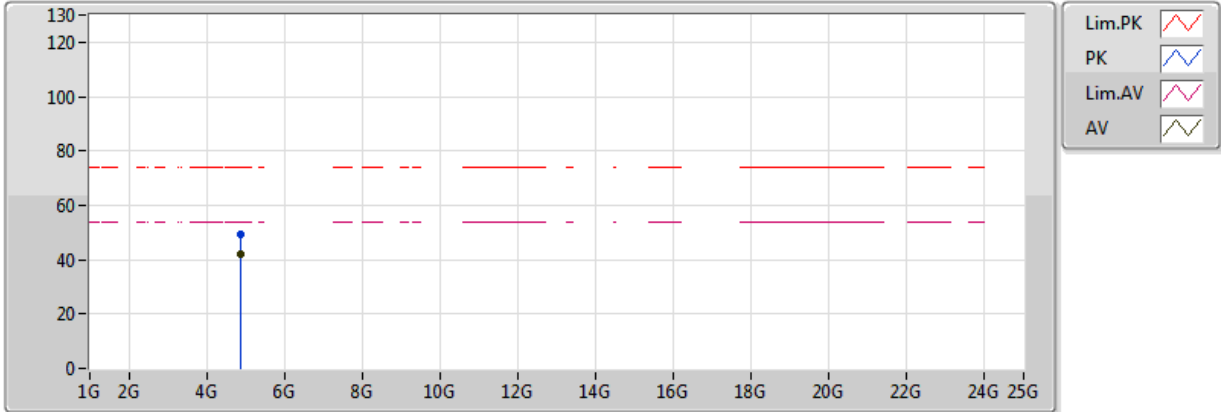
EUT_Z_1TX(ANT1)
 Setting 30
 04-L-2
 FSP(100142)
 Diversity Sample

Type	Freq (Hz)	Level (dBuV/m)	Limit (dBuV/m)	Margin (dB)	Factor (dB)	Dist (m)	Condition	Azimuth (°)	Height (m)	Comments
AV	2.389998G	45.87	54.00	-8.13	33.16	3	Horizontal	187	2.36	-
AV	2.441G	103.29	Inf	-Inf	33.18	3	Horizontal	187	2.36	-
AV	2.4958G	46.12	54.00	-7.88	33.19	3	Horizontal	187	2.36	-
PK	2.3706G	56.99	74.00	-17.01	33.15	3	Horizontal	187	2.36	-
PK	2.441G	104.20	Inf	-Inf	33.18	3	Horizontal	187	2.36	-
PK	2.4986G	57.58	74.00	-16.42	33.19	3	Horizontal	187	2.36	-

BT-BR(1Mbps)

2441MHz_TX

19/04/2018



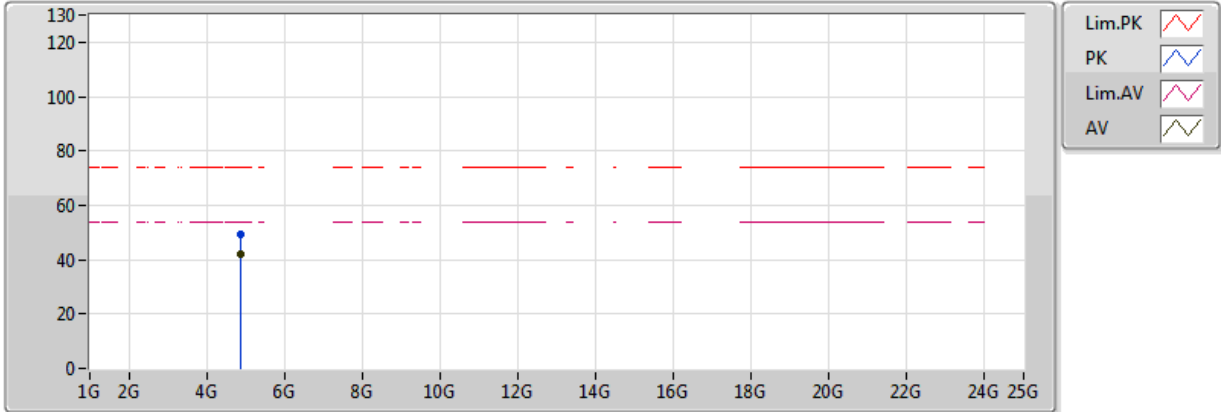
EUT_Z_1TX(ANT1)
 Setting 30
 04-L-2
 FSP(100142)
 Diversity Sample

Type	Freq (Hz)	Level (dBuV/m)	Limit (dBuV/m)	Margin (dB)	Factor (dB)	Dist (m)	Condition	Azimuth (°)	Height (m)	Comments
AV	4.88181G	41.97	54.00	-12.03	6.10	3	Vertical	115	2.29	-
PK	4.88097G	49.54	74.00	-24.46	6.10	3	Vertical	115	2.29	-

BT-BR(1Mbps)

2441MHz_TX

19/04/2018



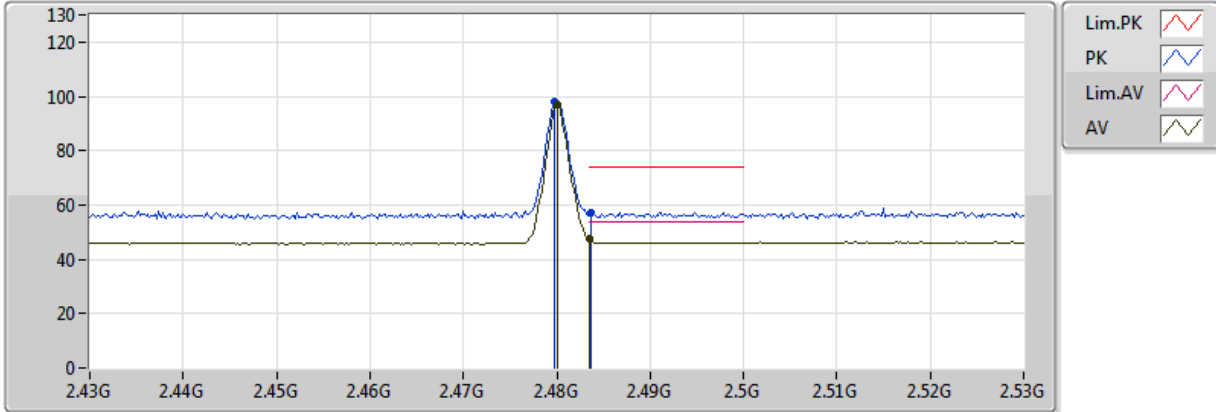
EUT_Z_1TX(ANT1)
 Setting 30
 04-L-2
 FSP(100142)
 Diversity Sample

Type	Freq (Hz)	Level (dBuV/m)	Limit (dBuV/m)	Margin (dB)	Factor (dB)	Dist (m)	Condition	Azimuth (°)	Height (m)	Comments
AV	4.88008G	41.88	54.00	-12.12	6.10	3	Horizontal	281	2.15	-
PK	4.88376G	49.33	74.00	-24.67	6.10	3	Horizontal	281	2.15	-

BT-BR(1Mbps)

2480MHz_TX

19/04/2018



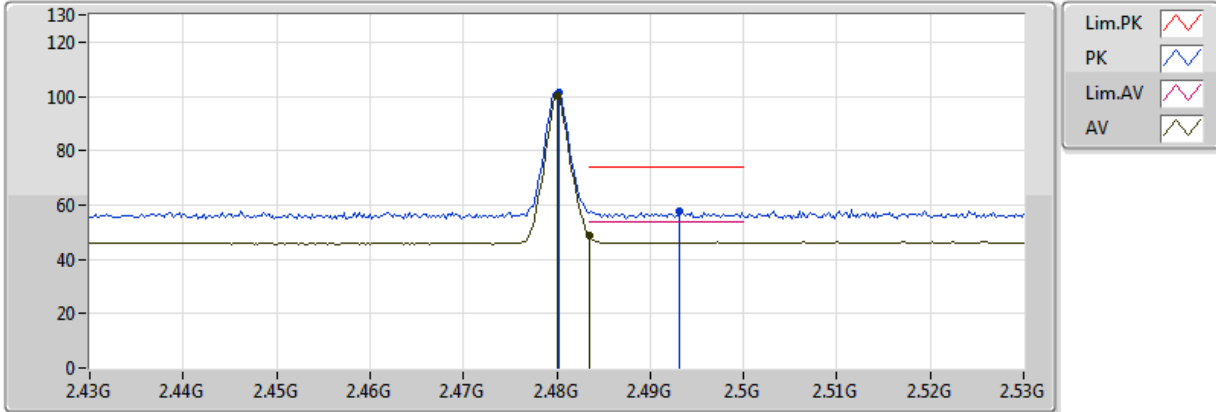
EUT_Z_1TX(ANT1)
 Setting 29
 04-L-2
 FSP(100142)
 Diversity Sample

Type	Freq (Hz)	Level (dBuV/m)	Limit (dBuV/m)	Margin (dB)	Factor (dB)	Dist (m)	Condition	Azimuth (°)	Height (m)	Comments
AV	2.48G	96.93	Inf	-Inf	33.19	3	Vertical	268	2.11	-
AV	2.483502G	47.37	54.00	-6.63	33.19	3	Vertical	268	2.11	-
PK	2.4798G	97.81	Inf	-Inf	33.19	3	Vertical	268	2.11	-
PK	2.4836G	57.23	74.00	-16.77	33.19	3	Vertical	268	2.11	-

BT-BR(1Mbps)

2480MHz_TX

19/04/2018



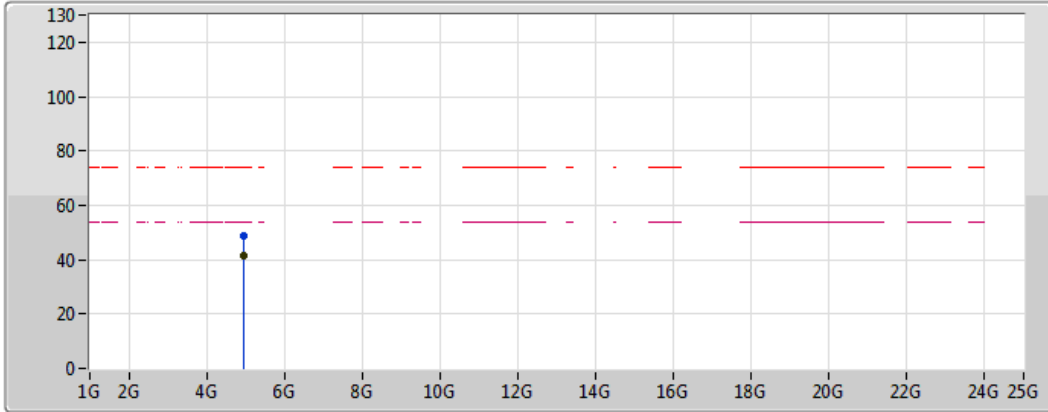
EUT_Z_1TX(ANT1)
 Setting 29
 04-L-2
 FSP(100142)
 Diversity Sample

Type	Freq (Hz)	Level (dBuV/m)	Limit (dBuV/m)	Margin (dB)	Factor (dB)	Dist (m)	Condition	Azimuth (°)	Height (m)	Comments
AV	2.48G	100.43	Inf	-Inf	33.19	3	Horizontal	359	2.73	-
AV	2.483502G	48.59	54.00	-5.41	33.19	3	Horizontal	359	2.73	-
PK	2.4802G	101.34	Inf	-Inf	33.19	3	Horizontal	359	2.73	-
PK	2.4932G	57.53	74.00	-16.47	33.19	3	Horizontal	359	2.73	-





BT-BR(1Mbps)

2480MHz_TX

19/04/2018



Legend:

- Lim.PK 
- PK 
- Lim.AV 
- AV 

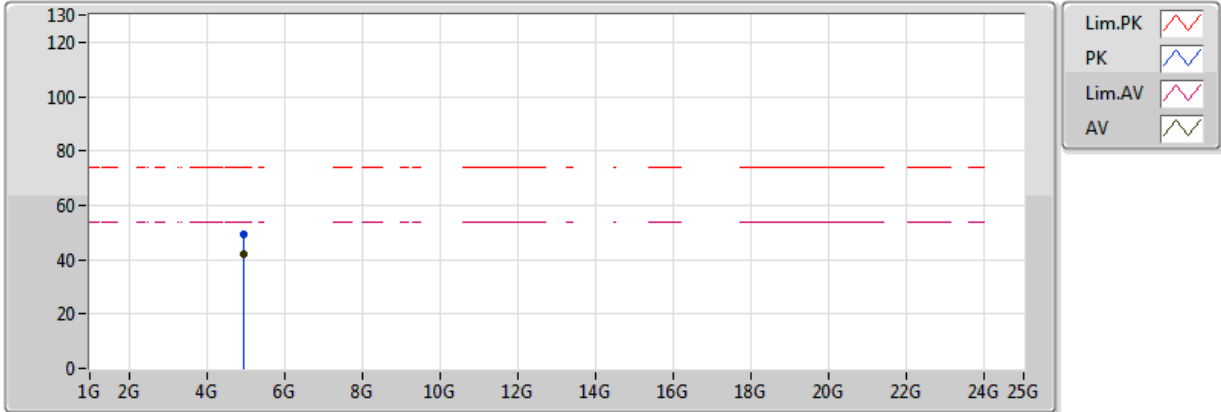
EUT_Z_1TX(ANT1)
 Setting 29
 04-L-2
 FSP(100142)
 Diversity Sample

Type	Freq (Hz)	Level (dBuV/m)	Limit (dBuV/m)	Margin (dB)	Factor (dB)	Dist (m)	Condition	Azimuth (°)	Height (m)	Comments
AV	4.95997G	41.72	54.00	-12.28	6.27	3	Vertical	225	1.88	-
PK	4.95926G	48.99	74.00	-25.01	6.26	3	Vertical	225	1.88	-

BT-BR(1Mbps)

2480MHz_TX

19/04/2018



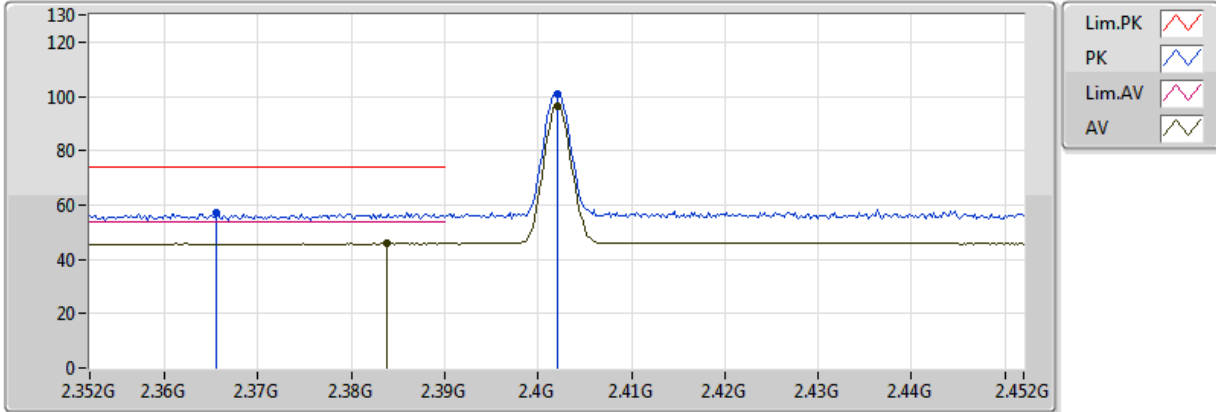
EUT_Z_1TX(ANT1)
 Setting 29
 04-L-2
 FSP(100142)
 Diversity Sample

Type	Freq (Hz)	Level (dBuV/m)	Limit (dBuV/m)	Margin (dB)	Factor (dB)	Dist (m)	Condition	Azimuth (°)	Height (m)	Comments
AV	4.95944G	41.86	54.00	-12.14	6.26	3	Horizontal	17	2.02	-
PK	4.96064G	49.50	74.00	-24.50	6.27	3	Horizontal	17	2.02	-

BT-EDR(3Mbps)

2402MHz_TX

19/04/2018



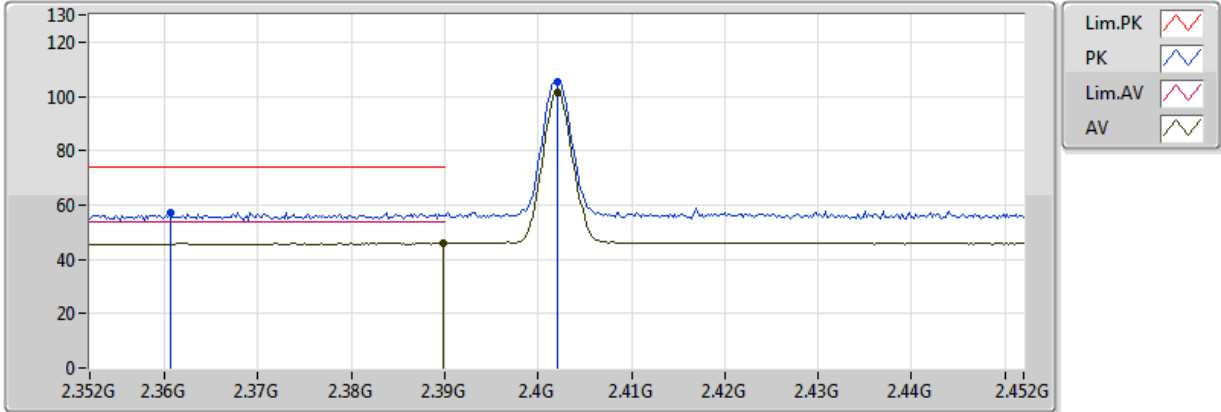
EUT_Z_1TX(ANT1)
 Setting 30
 04-L-2
 FSP(100142)
 Diversity Sample

Type	Freq (Hz)	Level (dBuV/m)	Limit (dBuV/m)	Margin (dB)	Factor (dB)	Dist (m)	Condition	Azimuth (°)	Height (m)	Comments
AV	2.3838G	45.87	54.00	-8.13	33.16	3	Vertical	283	2.96	-
AV	2.402G	96.55	Inf	-Inf	33.17	3	Vertical	283	2.96	-
PK	2.3656G	57.28	74.00	-16.72	33.15	3	Vertical	283	2.96	-
PK	2.402G	100.76	Inf	-Inf	33.17	3	Vertical	283	2.96	-

BT-EDR(3Mbps)

2402MHz_TX

19/04/2018



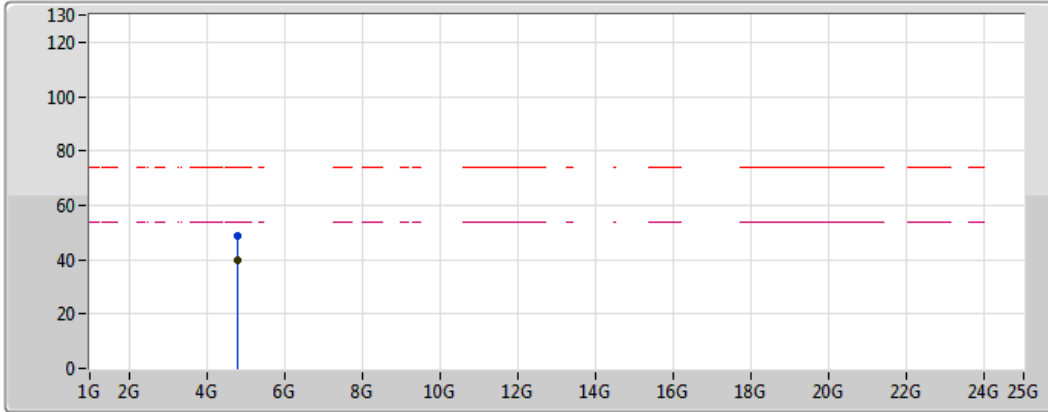
EUT_Z_1TX(ANT1)
 Setting 30
 04-L-2
 FSP(100142)
 Diversity Sample

Type	Freq (Hz)	Level (dBuV/m)	Limit (dBuV/m)	Margin (dB)	Factor (dB)	Dist (m)	Condition	Azimuth (°)	Height (m)	Comments
AV	2.3898G	45.95	54.00	-8.05	33.16	3	Horizontal	188	2.16	-
AV	2.402G	101.25	Inf	-Inf	33.17	3	Horizontal	188	2.16	-
PK	2.3606G	57.16	74.00	-16.84	33.15	3	Horizontal	188	2.16	-
PK	2.402G	105.48	Inf	-Inf	33.17	3	Horizontal	188	2.16	-

BT-EDR(3Mbps)

2402MHz_TX

19/04/2018



Legend:

- Lim.PK (Red dashed line)
- PK (Blue line)
- Lim.AV (Pink dashed line)
- AV (Green line)

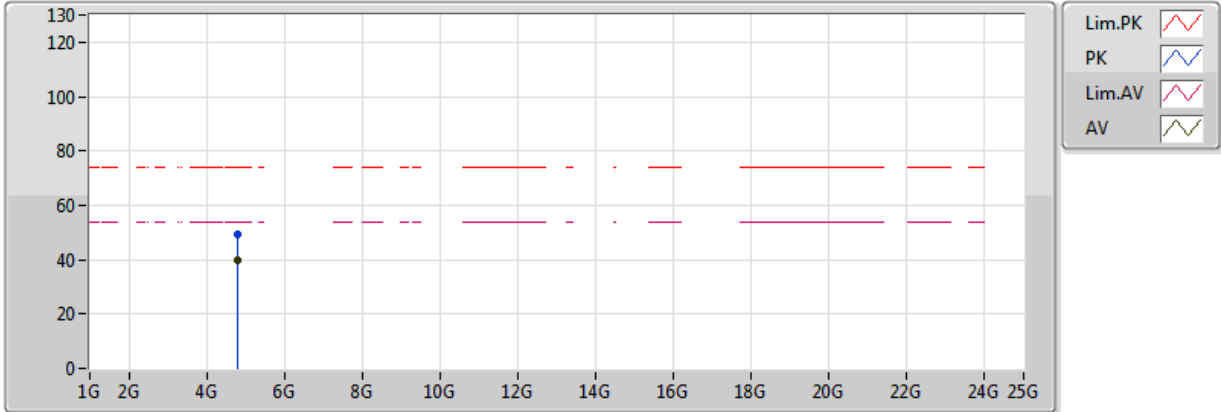
EUT_Z_1TX(ANT1)
 Setting 30
 04-L-2
 FSP(100142)
 Diversity Sample

Type	Freq (Hz)	Level (dBuV/m)	Limit (dBuV/m)	Margin (dB)	Factor (dB)	Dist (m)	Condition	Azimuth (°)	Height (m)	Comments
AV	4.80219G	39.55	54.00	-14.45	5.92	3	Vertical	42	1.03	-
PK	4.80368G	49.01	74.00	-24.99	5.93	3	Vertical	42	1.03	-

BT-EDR(3Mbps)

2402MHz_TX

19/04/2018



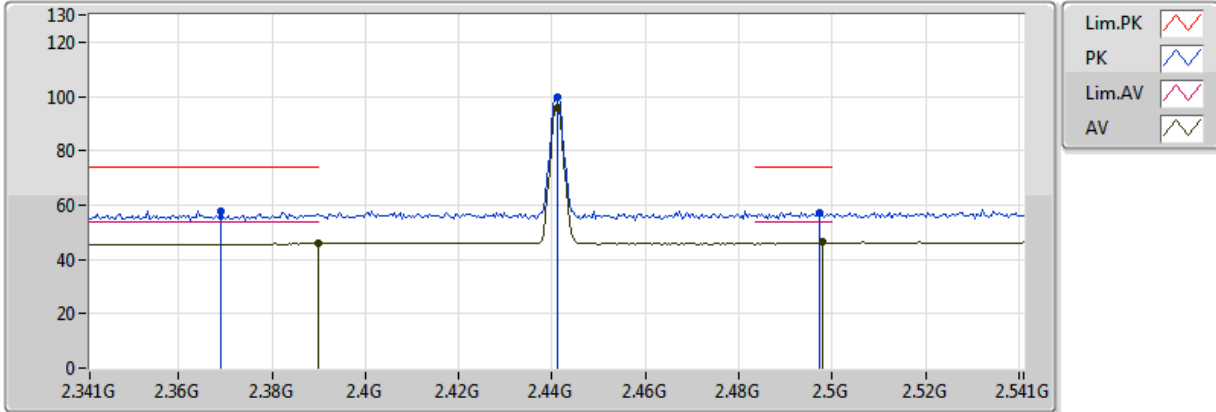
EUT_Z_1TX(ANT1)
 Setting 30
 04-L-2
 FSP(100142)
 Diversity Sample

Type	Freq (Hz)	Level (dBuV/m)	Limit (dBuV/m)	Margin (dB)	Factor (dB)	Dist (m)	Condition	Azimuth (°)	Height (m)	Comments
AV	4.80588G	39.77	54.00	-14.23	5.93	3	Horizontal	23	2.25	-
PK	4.80617G	49.27	74.00	-24.73	5.93	3	Horizontal	23	2.25	-

BT-EDR(3Mbps)

2441MHz_TX

19/04/2018



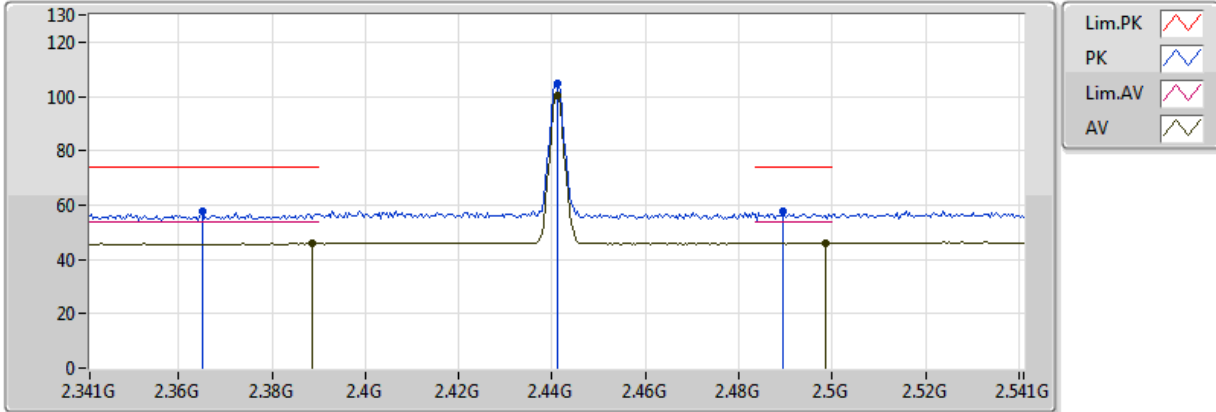
EUT_Z_1TX(ANT1)
 Setting 29
 04-L-2
 FSP(100142)
 Diversity Sample

Type	Freq (Hz)	Level (dBuV/m)	Limit (dBuV/m)	Margin (dB)	Factor (dB)	Dist (m)	Condition	Azimuth (°)	Height (m)	Comments
AV	2.389998G	45.86	54.00	-8.14	33.16	3	Vertical	264	2.85	-
AV	2.441G	95.61	Inf	-Inf	33.18	3	Vertical	264	2.85	-
AV	2.4978G	46.25	54.00	-7.75	33.19	3	Vertical	264	2.85	-
PK	2.369G	57.88	74.00	-16.12	33.15	3	Vertical	264	2.85	-
PK	2.441G	99.82	Inf	-Inf	33.18	3	Vertical	264	2.85	-
PK	2.4974G	57.01	74.00	-16.99	33.19	3	Vertical	264	2.85	-

BT-EDR(3Mbps)

2441MHz_TX

19/04/2018



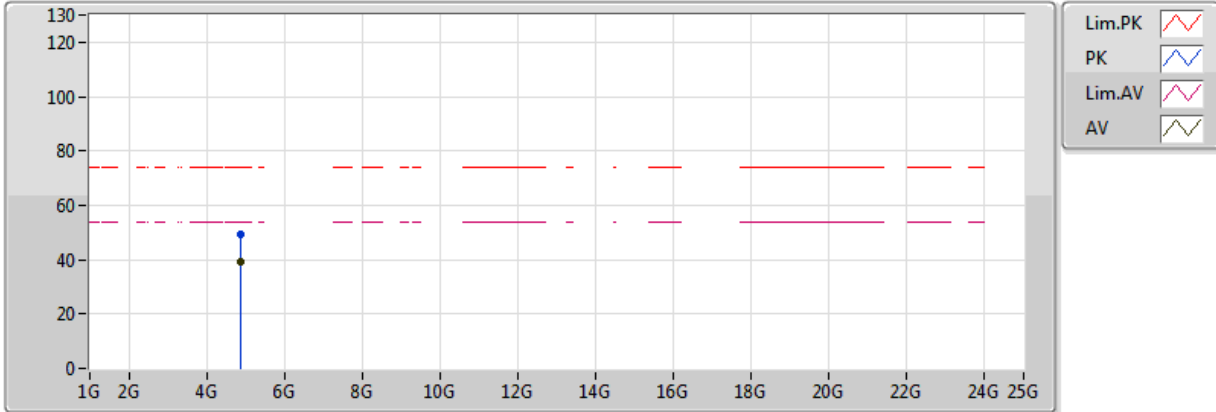
EUT_Z_1TX(ANT1)
 Setting 29
 04-L-2
 FSP(100142)
 Diversity Sample

Type	Freq (Hz)	Level (dBuV/m)	Limit (dBuV/m)	Margin (dB)	Factor (dB)	Dist (m)	Condition	Azimuth (°)	Height (m)	Comments
AV	2.3886G	45.82	54.00	-8.18	33.16	3	Horizontal	186	2.37	-
AV	2.441G	100.20	Inf	-Inf	33.18	3	Horizontal	186	2.37	-
AV	2.4986G	46.10	54.00	-7.90	33.19	3	Horizontal	186	2.37	-
PK	2.365G	57.51	74.00	-16.49	33.15	3	Horizontal	186	2.37	-
PK	2.441G	104.52	Inf	-Inf	33.18	3	Horizontal	186	2.37	-
PK	2.4894G	57.49	74.00	-16.51	33.19	3	Horizontal	186	2.37	-

BT-EDR(3Mbps)

2441MHz_TX

19/04/2018



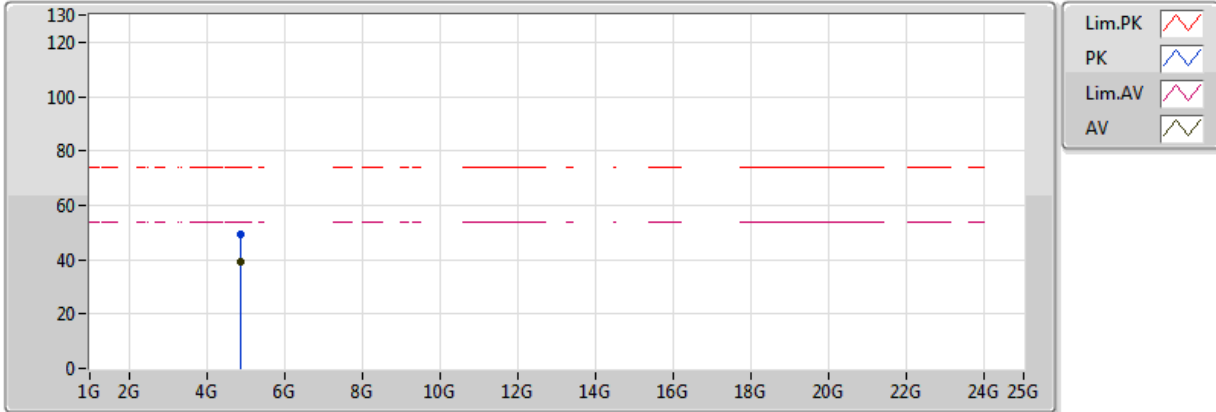
EUT_Z_1TX(ANT1)
 Setting 29
 04-L-2
 FSP(100142)
 Diversity Sample

Type	Freq (Hz)	Level (dBuV/m)	Limit (dBuV/m)	Margin (dB)	Factor (dB)	Dist (m)	Condition	Azimuth (°)	Height (m)	Comments
AV	4.88266G	38.99	54.00	-15.01	6.10	3	Vertical	133	2.49	-
PK	4.88163G	49.28	74.00	-24.72	6.10	3	Vertical	133	2.49	-

BT-EDR(3Mbps)

2441MHz_TX

19/04/2018



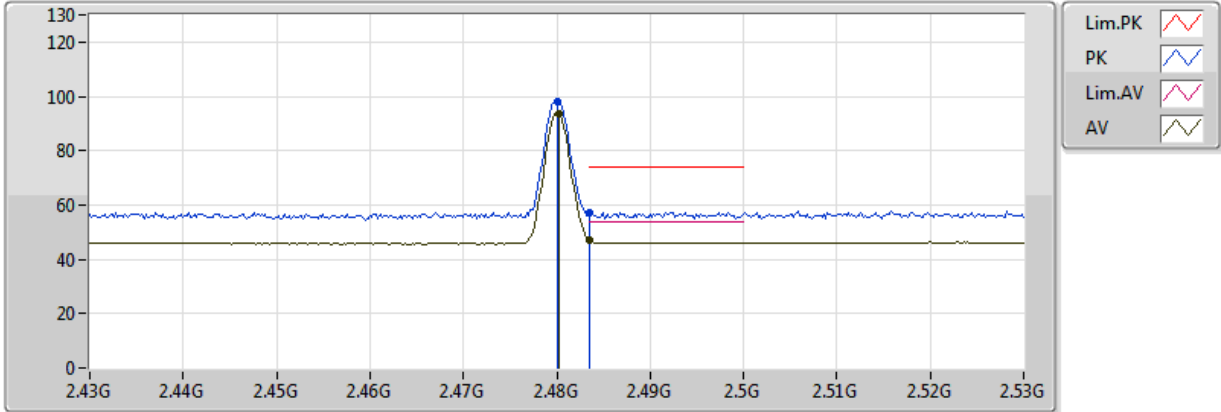
EUT_Z_1TX(ANT1)
 Setting 29
 04-L-2
 FSP(100142)
 Diversity Sample

Type	Freq (Hz)	Level (dBuV/m)	Limit (dBuV/m)	Margin (dB)	Factor (dB)	Dist (m)	Condition	Azimuth (°)	Height (m)	Comments
AV	4.88121G	38.96	54.00	-15.04	6.10	3	Horizontal	242	2.30	-
PK	4.88243G	49.48	74.00	-24.52	6.10	3	Horizontal	242	2.30	-

BT-EDR(3Mbps)

2480MHz_TX

19/04/2018



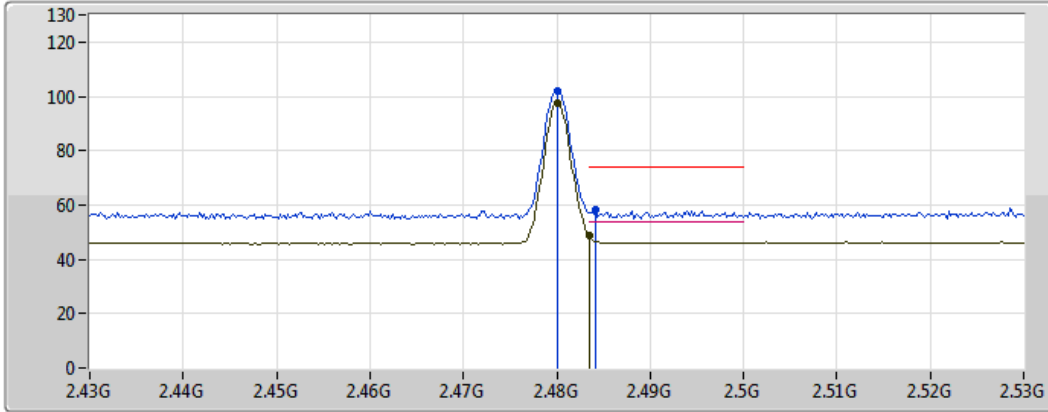
EUT_Z_1TX(ANT1)
 Setting 29
 04-L-2
 FSP(100142)
 Diversity Sample

Type	Freq (Hz)	Level (dBuV/m)	Limit (dBuV/m)	Margin (dB)	Factor (dB)	Dist (m)	Condition	Azimuth (°)	Height (m)	Comments
AV	2.4802G	93.80	Inf	-Inf	33.19	3	Vertical	269	2.11	-
AV	2.483502G	47.19	54.00	-6.81	33.19	3	Vertical	269	2.11	-
PK	2.48G	97.99	Inf	-Inf	33.19	3	Vertical	269	2.11	-
PK	2.483502G	57.14	74.00	-16.86	33.19	3	Vertical	269	2.11	-

BT-EDR(3Mbps)

2480MHz_TX

19/04/2018



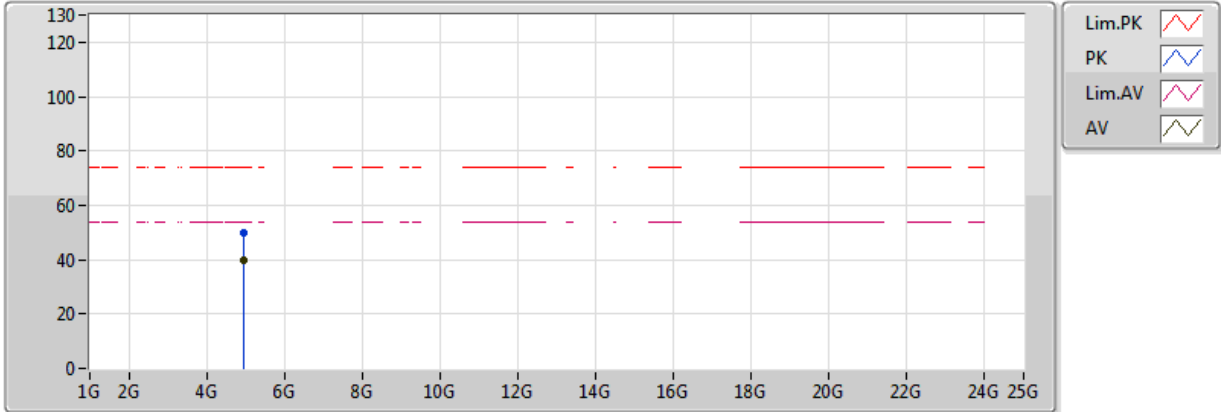
EUT_Z_1TX(ANT1)
 Setting 29
 04-L-2
 FSP(100142)
 Diversity Sample

Type	Freq (Hz)	Level (dBuV/m)	Limit (dBuV/m)	Margin (dB)	Factor (dB)	Dist (m)	Condition	Azimuth (°)	Height (m)	Comments
AV	2.48G	97.38	Inf	-Inf	33.19	3	Horizontal	359	2.74	-
AV	2.483502G	48.82	54.00	-5.18	33.19	3	Horizontal	359	2.74	-
PK	2.48G	101.73	Inf	-Inf	33.19	3	Horizontal	359	2.74	-
PK	2.4842G	58.16	74.00	-15.84	33.19	3	Horizontal	359	2.74	-

BT-EDR(3Mbps)

2480MHz_TX

19/04/2018



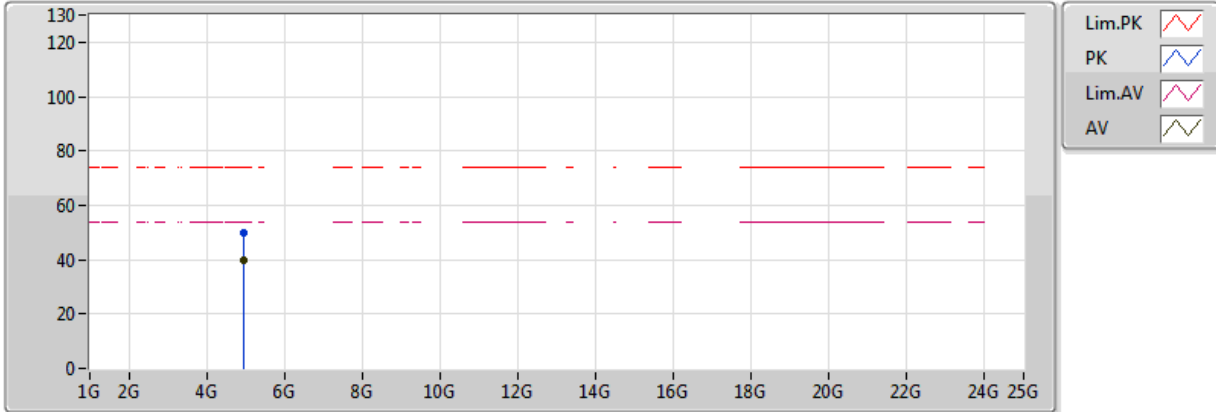
EUT_Z_1TX(ANT1)
 Setting 29
 04-L-2
 FSP(100142)
 Diversity Sample

Type	Freq (Hz)	Level (dBuV/m)	Limit (dBuV/m)	Margin (dB)	Factor (dB)	Dist (m)	Condition	Azimuth (°)	Height (m)	Comments
AV	4.95982G	39.72	54.00	-14.28	6.27	3	Vertical	10	1.30	-
PK	4.9604G	49.97	74.00	-24.03	6.27	3	Vertical	10	1.30	-

BT-EDR(3Mbps)

2480MHz_TX

19/04/2018



EUT_Z_1TX(ANT1)
 Setting 29
 04-L-2
 FSP(100142)
 Diversity Sample

Type	Freq (Hz)	Level (dBuV/m)	Limit (dBuV/m)	Margin (dB)	Factor (dB)	Dist (m)	Condition	Azimuth (°)	Height (m)	Comments
AV	4.96014G	39.65	54.00	-14.35	6.27	3	Horizontal	359	1.71	-
PK	4.96127G	49.67	74.00	-24.33	6.27	3	Horizontal	359	1.71	-



RSE TX above 1GHz Result

Appendix B.2

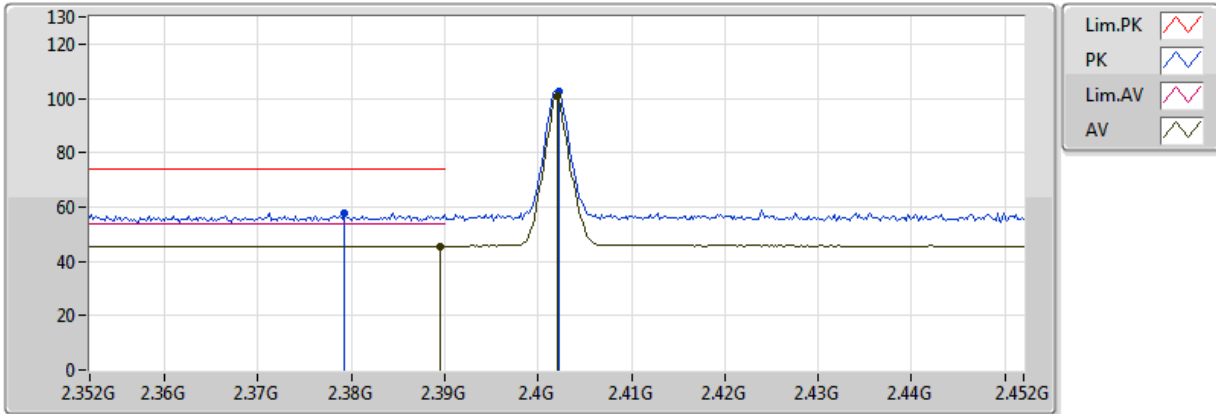
Test Mode: Mode 2 Summary

Mode	Result	Type	Freq (Hz)	Level (dBuV/m)	Limit (dBuV/m)	Margin (dB)	Factor (dB)	Dist (m)	Condition	Azimuth (°)	Height (m)	Comments
2.4-2.4835GHz	-	-	-	-	-	-	-	-	-	-	-	-
BT-EDR(3Mbps)	Pass	AV	2.483502G	48.99	54.00	-5.01	33.19	3	Horizontal	0	2.74	-

BT-BR(1Mbps)

2402MHz_TX

20/04/2018



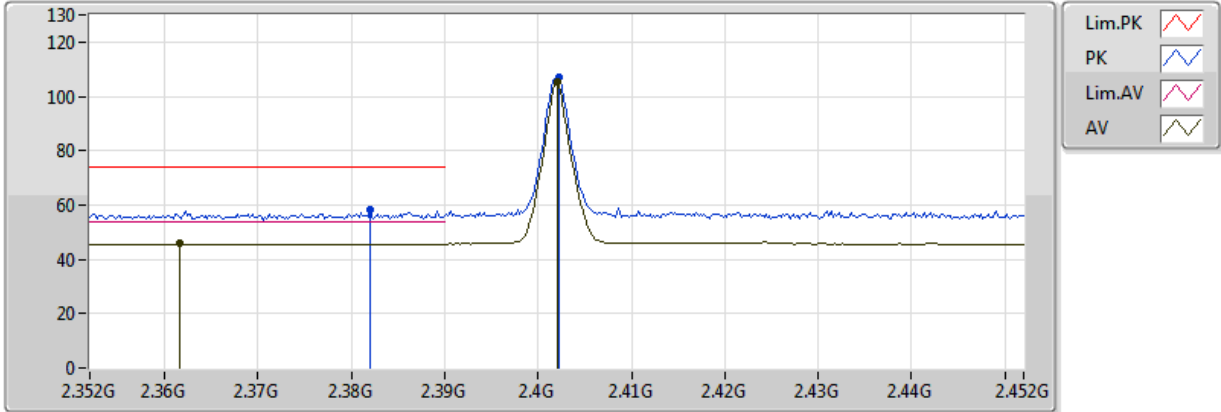
EUT_Z_1TX(ANT1)
 Setting 29
 04-L-2
 FSP(100142)
 Fixed ANT1 Sample

Type	Freq (Hz)	Level (dBuV/m)	Limit (dBuV/m)	Margin (dB)	Factor (dB)	Dist (m)	Condition	Azimuth (°)	Height (m)	Comments
AV	2.3896G	45.62	54.00	-8.38	33.16	3	Vertical	259	2.15	-
AV	2.402G	100.83	Inf	-Inf	33.17	3	Vertical	259	2.15	-
PK	2.3792G	57.67	74.00	-16.33	33.16	3	Vertical	259	2.15	-
PK	2.4022G	102.43	Inf	-Inf	33.17	3	Vertical	259	2.15	-

BT-BR(1Mbps)

2402MHz_TX

20/04/2018



EUT_Z_1TX(ANT1)
 Setting 29
 04-L-2
 FSP(100142)
 Fixed ANT1 Sample

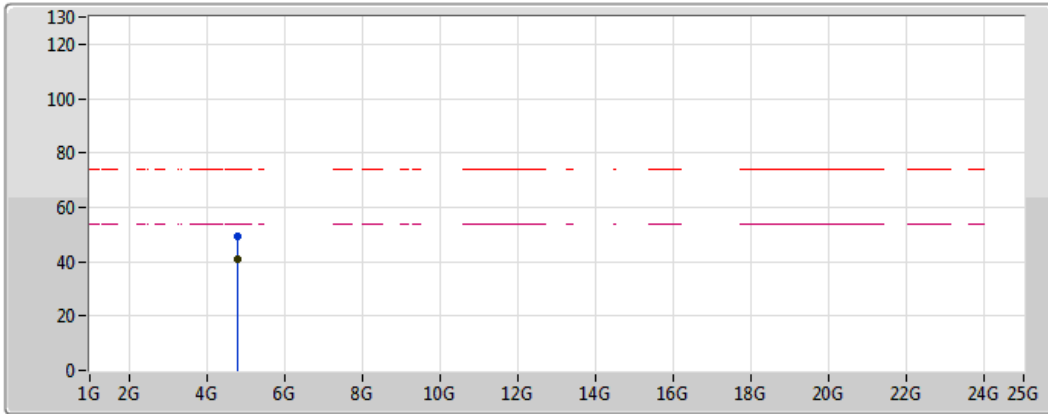
Type	Freq (Hz)	Level (dBuV/m)	Limit (dBuV/m)	Margin (dB)	Factor (dB)	Dist (m)	Condition	Azimuth (°)	Height (m)	Comments
AV	2.3616G	45.71	54.00	-8.29	33.15	3	Horizontal	188	2.13	-
AV	2.402G	105.27	Inf	-Inf	33.17	3	Horizontal	188	2.13	-
PK	2.382G	58.16	74.00	-15.84	33.16	3	Horizontal	188	2.13	-
PK	2.4022G	106.85	Inf	-Inf	33.17	3	Horizontal	188	2.13	-



BT-BR(1Mbps)

2402MHz_TX

20/04/2018



Legend:

- Lim.PK (Red dashed line)
- PK (Blue solid line)
- Lim.AV (Pink dashed line)
- AV (Green solid line)

EUT_Z_1TX(ANT1)
 Setting 29
 04-L-2
 FSP(100142)
 Fixed ANT1 Sample

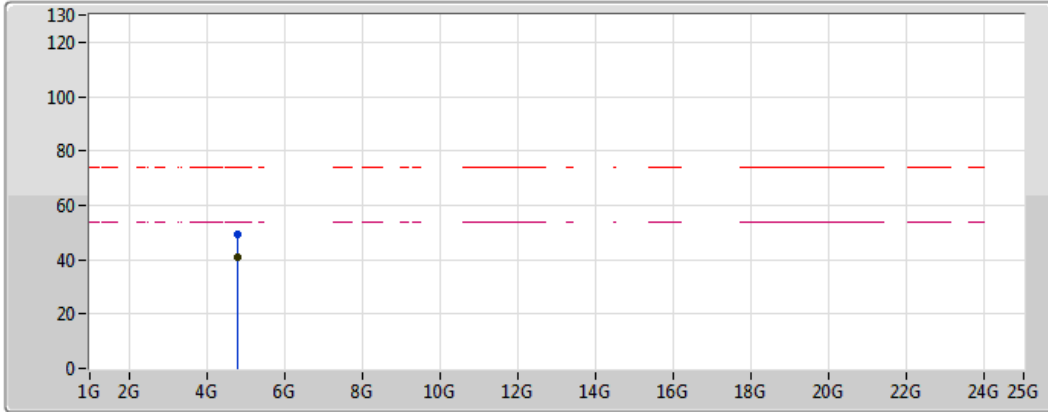
Type	Freq (Hz)	Level (dBuV/m)	Limit (dBuV/m)	Margin (dB)	Factor (dB)	Dist (m)	Condition	Azimuth (°)	Height (m)	Comments
AV	4.80188G	41.06	54.00	-12.94	5.92	3	Vertical	247	2.39	-
PK	4.8019G	49.53	74.00	-24.47	5.92	3	Vertical	247	2.39	-



BT-BR(1Mbps)

2402MHz_TX

20/04/2018



Legend:

- Lim.PK (Red dashed line)
- PK (Blue line with dot)
- Lim.AV (Pink dashed line)
- AV (Green line with dot)

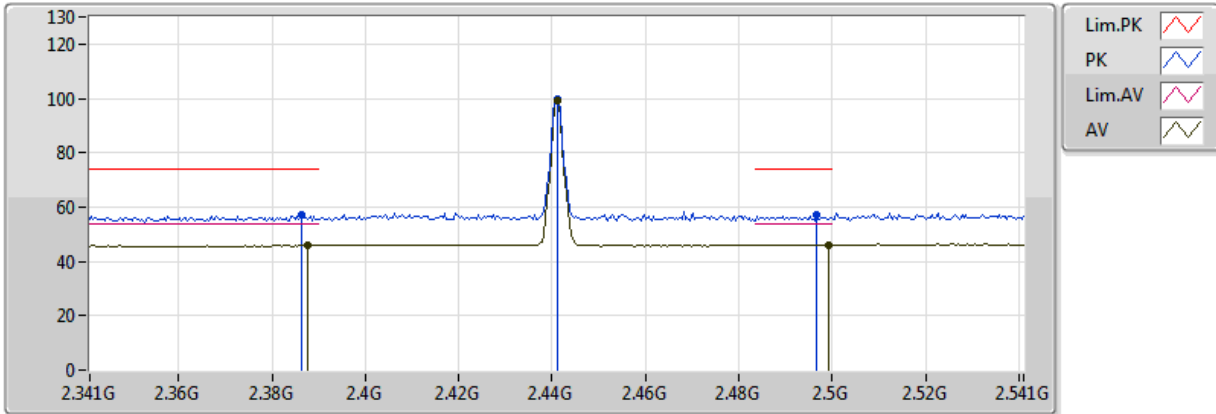
EUT_Z_1TX(ANT1)
 Setting 29
 04-L-2
 FSP(100142)
 Fixed ANT1 Sample

Type	Freq (Hz)	Level (dBuV/m)	Limit (dBuV/m)	Margin (dB)	Factor (dB)	Dist (m)	Condition	Azimuth (°)	Height (m)	Comments
AV	4.80154G	41.12	54.00	-12.88	5.92	3	Horizontal	38	2.21	-
PK	4.80625G	49.45	74.00	-24.55	5.93	3	Horizontal	38	2.21	-

BT-BR(1Mbps)

2441MHz_TX

20/04/2018



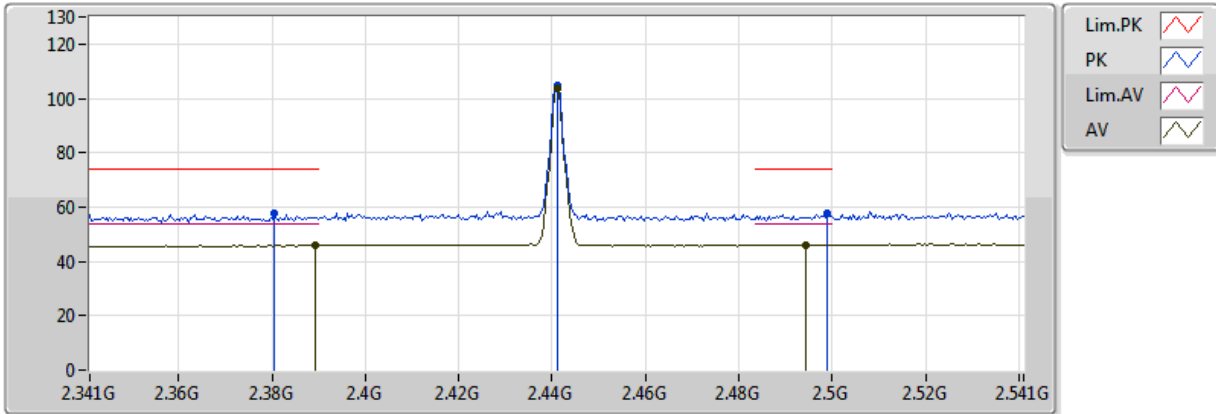
EUT_Z_1TX(ANT1)
 Setting 29
 04-L-2
 FSP(100142)
 Fixed ANT1 Sample

Type	Freq (Hz)	Level (dBuV/m)	Limit (dBuV/m)	Margin (dB)	Factor (dB)	Dist (m)	Condition	Azimuth (°)	Height (m)	Comments
AV	2.3878G	45.96	54.00	-8.04	33.16	3	Vertical	273	2.01	-
AV	2.441G	99.01	Inf	-Inf	33.18	3	Vertical	273	2.01	-
AV	2.4994G	46.10	54.00	-7.90	33.19	3	Vertical	273	2.01	-
PK	2.3862G	57.38	74.00	-16.62	33.16	3	Vertical	273	2.01	-
PK	2.441G	99.97	Inf	-Inf	33.18	3	Vertical	273	2.01	-
PK	2.4966G	57.02	74.00	-16.98	33.19	3	Vertical	273	2.01	-

BT-BR(1Mbps)

2441MHz_TX

20/04/2018



EUT_Z_1TX(ANT1)
 Setting 29
 04-L-2
 FSP(100142)
 Fixed ANT1 Sample

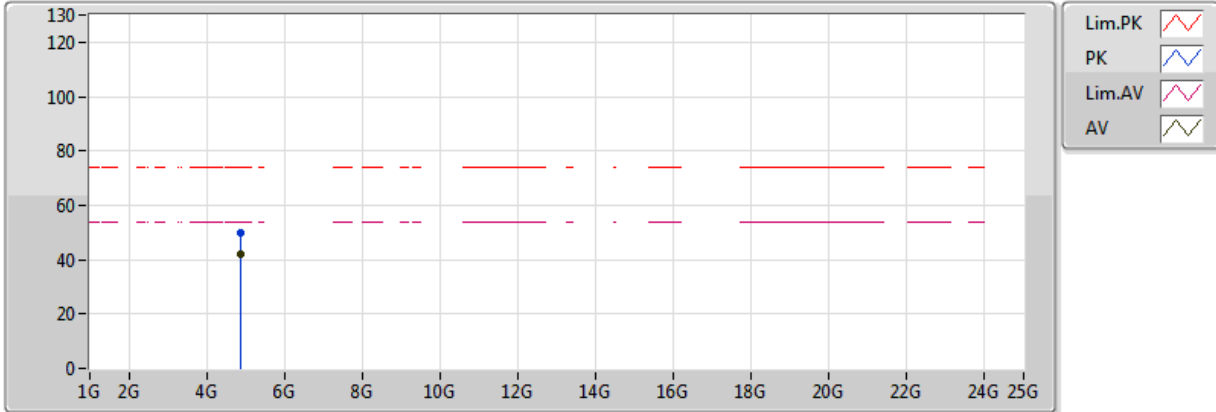
Type	Freq (Hz)	Level (dBuV/m)	Limit (dBuV/m)	Margin (dB)	Factor (dB)	Dist (m)	Condition	Azimuth (°)	Height (m)	Comments
AV	2.3894G	45.91	54.00	-8.09	33.16	3	Horizontal	187	2.37	-
AV	2.441G	103.94	Inf	-Inf	33.18	3	Horizontal	187	2.37	-
AV	2.4942G	46.22	54.00	-7.78	33.19	3	Horizontal	187	2.37	-
PK	2.3806G	57.48	74.00	-16.52	33.16	3	Horizontal	187	2.37	-
PK	2.441G	104.89	Inf	-Inf	33.18	3	Horizontal	187	2.37	-
PK	2.499G	57.68	74.00	-16.32	33.19	3	Horizontal	187	2.37	-



BT-BR(1Mbps)

2441MHz_TX

20/04/2018



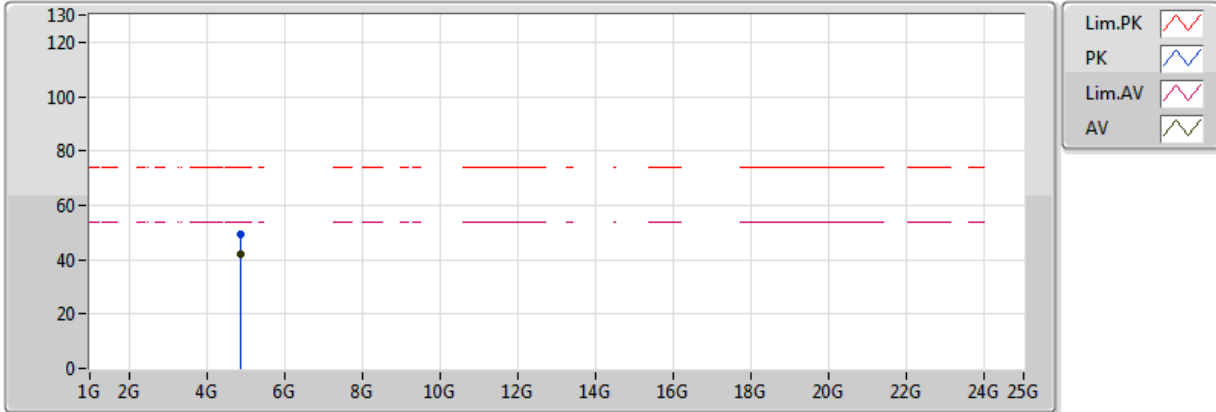
EUT_Z_1TX(ANT1)
 Setting 29
 04-L-2
 FSP(100142)
 Fixed ANT1 Sample

Type	Freq (Hz)	Level (dBuV/m)	Limit (dBuV/m)	Margin (dB)	Factor (dB)	Dist (m)	Condition	Azimuth (°)	Height (m)	Comments
AV	4.88297G	41.92	54.00	-12.08	6.10	3	Vertical	162	2.32	-
PK	4.88071G	49.74	74.00	-24.26	6.10	3	Vertical	162	2.32	-

BT-BR(1Mbps)

2441MHz_TX

20/04/2018



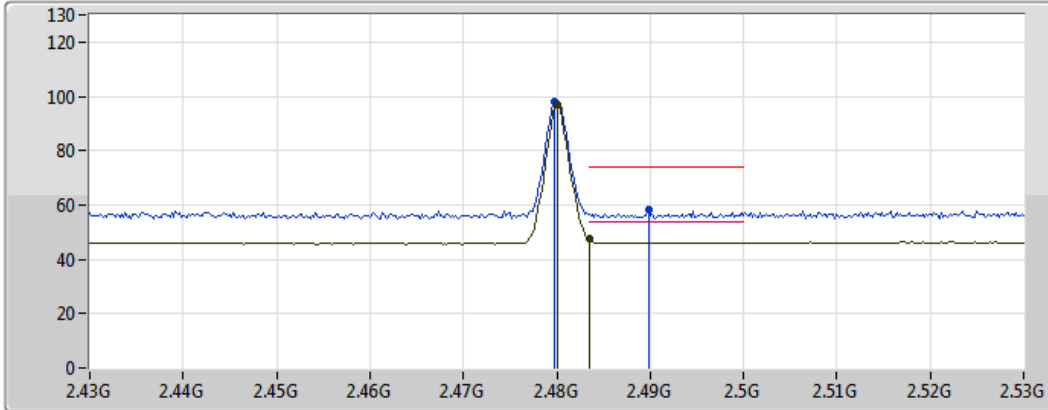
EUT_Z_1TX(ANT1)
 Setting 29
 04-L-2
 FSP(100142)
 Fixed ANT1 Sample

Type	Freq (Hz)	Level (dBuV/m)	Limit (dBuV/m)	Margin (dB)	Factor (dB)	Dist (m)	Condition	Azimuth (°)	Height (m)	Comments
AV	4.88166G	41.84	54.00	-12.16	6.10	3	Horizontal	271	1.93	-
PK	4.88327G	49.17	74.00	-24.83	6.10	3	Horizontal	271	1.93	-





BT-BR(1Mbps)

2480MHz_TX

20/04/2018



Legend:

- Lim.PK 
- PK 
- Lim.AV 
- AV 

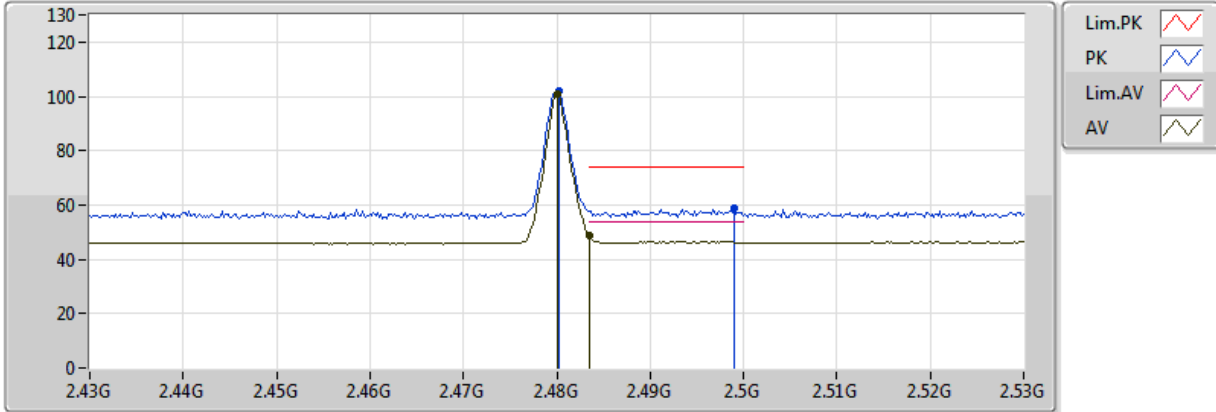
EUT_Z_1TX(ANT1)
 Setting 29
 04-L-2
 FSP(100142)
 Fixed ANT1 Sample

Type	Freq (Hz)	Level (dBuV/m)	Limit (dBuV/m)	Margin (dB)	Factor (dB)	Dist (m)	Condition	Azimuth (°)	Height (m)	Comments
AV	2.48G	97.07	Inf	-Inf	33.19	3	Vertical	255	2.08	-
AV	2.483502G	47.39	54.00	-6.61	33.19	3	Vertical	255	2.08	-
PK	2.4798G	98.24	Inf	-Inf	33.19	3	Vertical	255	2.08	-
PK	2.4898G	58.33	74.00	-15.67	33.19	3	Vertical	255	2.08	-

BT-BR(1Mbps)

2480MHz_TX

20/04/2018



EUT_Z_1TX(ANT1)
 Setting 29
 04-L-2
 FSP(100142)
 Fixed ANT1 Sample

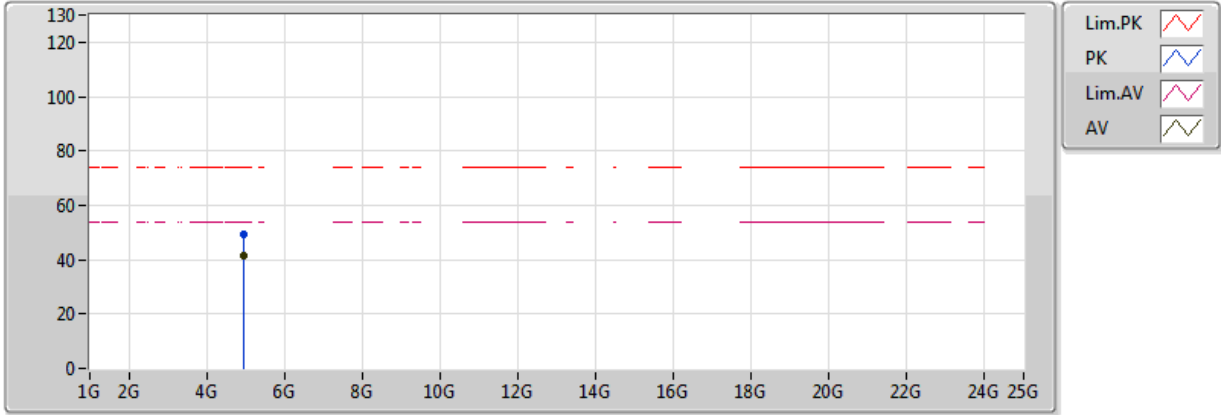
Type	Freq (Hz)	Level (dBuV/m)	Limit (dBuV/m)	Margin (dB)	Factor (dB)	Dist (m)	Condition	Azimuth (°)	Height (m)	Comments
AV	2.48G	100.75	Inf	-Inf	33.19	3	Horizontal	4	2.73	-
AV	2.483502G	48.78	54.00	-5.22	33.19	3	Horizontal	4	2.73	-
PK	2.4802G	101.78	Inf	-Inf	33.19	3	Horizontal	4	2.73	-
PK	2.499G	58.86	74.00	-15.14	33.19	3	Horizontal	4	2.73	-



BT-BR(1Mbps)

2480MHz_TX

20/04/2018



EUT_Z_1TX(ANT1)
 Setting 29
 04-L-2
 FSP(100142)
 Fixed ANT1 Sample

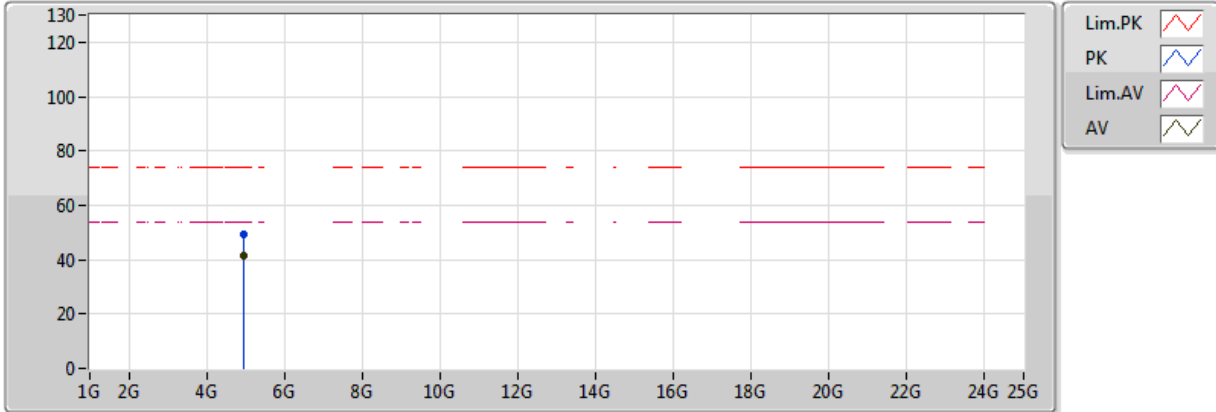
Type	Freq (Hz)	Level (dBuV/m)	Limit (dBuV/m)	Margin (dB)	Factor (dB)	Dist (m)	Condition	Azimuth (°)	Height (m)	Comments
AV	4.95849G	41.60	54.00	-12.40	6.26	3	Vertical	188	1.73	-
PK	4.95923G	49.56	74.00	-24.44	6.26	3	Vertical	188	1.73	-



BT-BR(1Mbps)

2480MHz_TX

20/04/2018



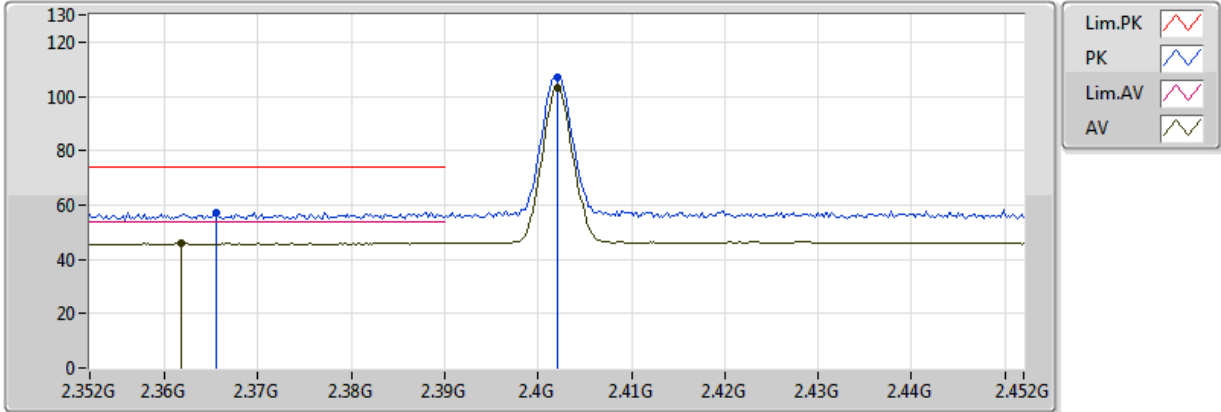
EUT_Z_1TX(ANT1)
 Setting 29
 04-L-2
 FSP(100142)
 Fixed ANT1 Sample

Type	Freq (Hz)	Level (dBuV/m)	Limit (dBuV/m)	Margin (dB)	Factor (dB)	Dist (m)	Condition	Azimuth (°)	Height (m)	Comments
AV	4.95891G	41.68	54.00	-12.32	6.26	3	Horizontal	304	2.47	-
PK	4.95983G	49.55	74.00	-24.45	6.27	3	Horizontal	304	2.47	-

BT-EDR(3Mbps)

2402MHz_TX

20/04/2018



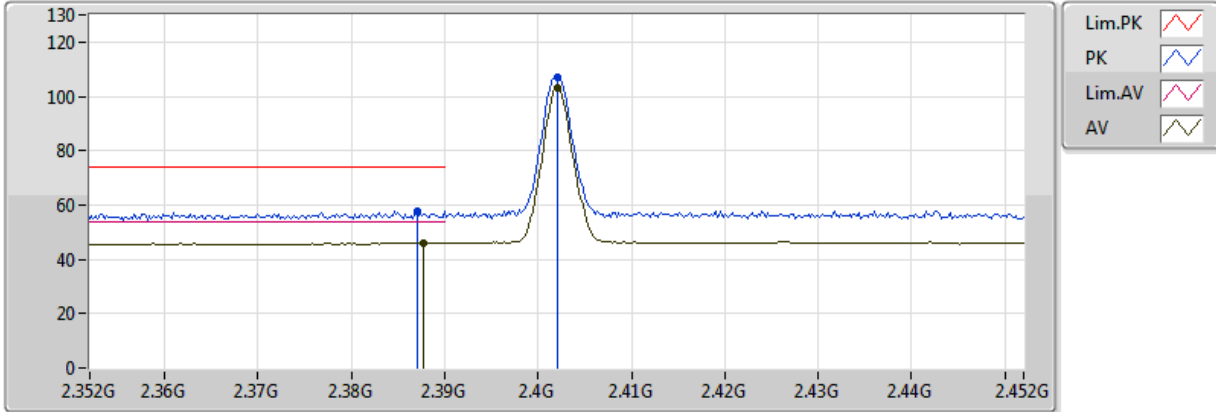
EUT_Z_1TX(ANT1)
 Setting 30
 04-L-2
 FSP(100142)
 Fixed ANT1 Sample

Type	Freq (Hz)	Level (dBuV/m)	Limit (dBuV/m)	Margin (dB)	Factor (dB)	Dist (m)	Condition	Azimuth (°)	Height (m)	Comments
AV	2.3618G	45.97	54.00	-8.03	33.15	3	Vertical	186	2.14	-
AV	2.402G	102.95	Inf	-Inf	33.17	3	Vertical	186	2.14	-
PK	2.3656G	57.14	74.00	-16.86	33.15	3	Vertical	186	2.14	-
PK	2.402G	107.23	Inf	-Inf	33.17	3	Vertical	186	2.14	-

BT-EDR(3Mbps)

2402MHz_TX

20/04/2018



EUT_Z_1TX(ANT1)
 Setting 30
 04-L-2
 FSP(100142)
 Fixed ANT1 Sample

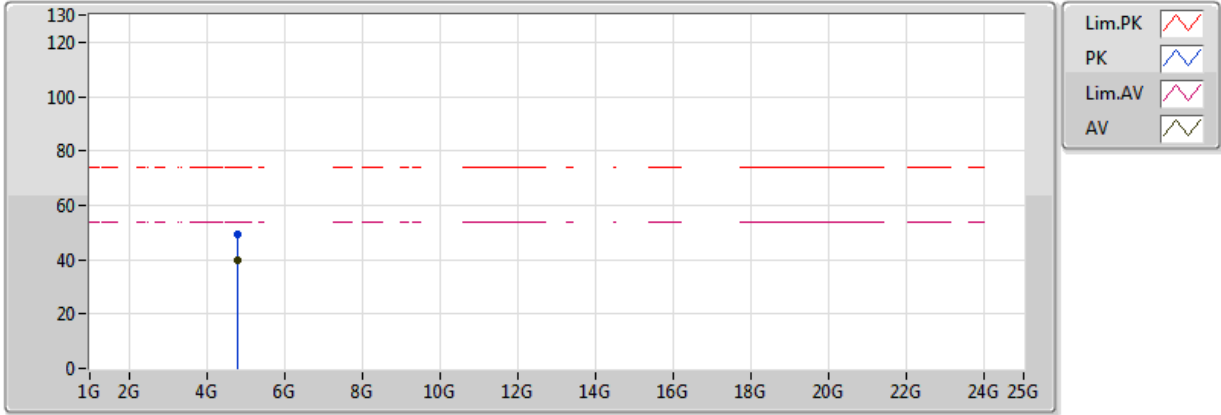
Type	Freq (Hz)	Level (dBuV/m)	Limit (dBuV/m)	Margin (dB)	Factor (dB)	Dist (m)	Condition	Azimuth (°)	Height (m)	Comments
AV	2.3878G	45.98	54.00	-8.02	33.16	3	Horizontal	186	1.87	-
AV	2.402G	102.92	Inf	-Inf	33.17	3	Horizontal	186	1.87	-
PK	2.387G	57.48	74.00	-16.52	33.16	3	Horizontal	186	1.87	-
PK	2.402G	107.19	Inf	-Inf	33.17	3	Horizontal	186	1.87	-



BT-EDR(3Mbps)

2402MHz_TX

20/04/2018



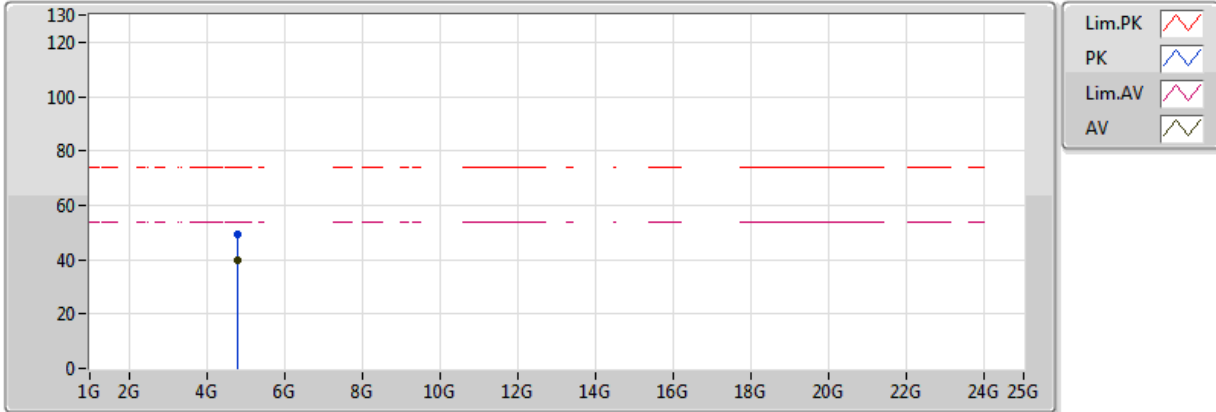
EUT_Z_1TX(ANT1)
 Setting 30
 04-L-2
 FSP(100142)
 Fixed ANT1 Sample

Type	Freq (Hz)	Level (dBuV/m)	Limit (dBuV/m)	Margin (dB)	Factor (dB)	Dist (m)	Condition	Azimuth (°)	Height (m)	Comments
AV	4.80185G	39.60	54.00	-14.40	5.92	3	Vertical	108	2.31	-
PK	4.8018G	49.06	74.00	-24.94	5.92	3	Vertical	108	2.31	-

BT-EDR(3Mbps)

2402MHz_TX

20/04/2018



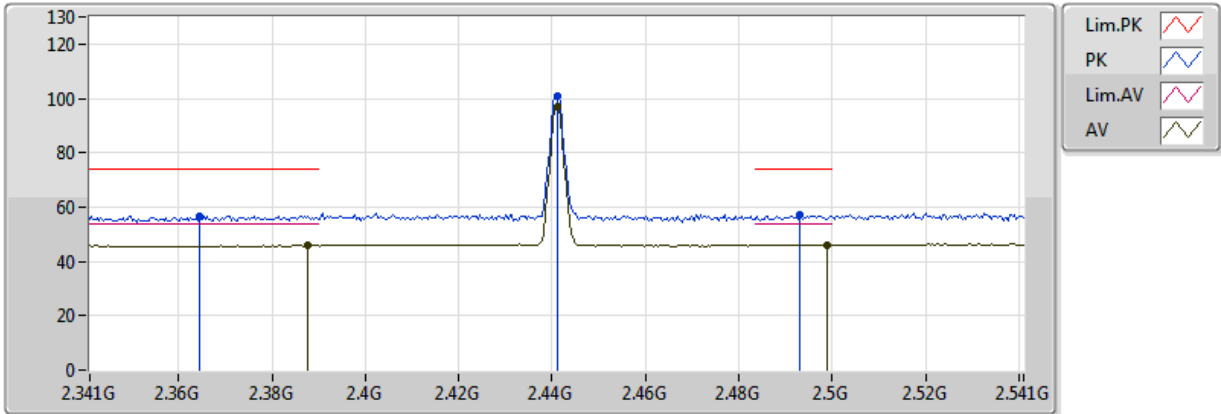
EUT_Z_1TX(ANT1)
 Setting 30
 04-L-2
 FSP(100142)
 Fixed ANT1 Sample

Type	Freq (Hz)	Level (dBuV/m)	Limit (dBuV/m)	Margin (dB)	Factor (dB)	Dist (m)	Condition	Azimuth (°)	Height (m)	Comments
AV	4.80427G	39.75	54.00	-14.25	5.93	3	Horizontal	279	1.36	-
PK	4.80645G	49.21	74.00	-24.79	5.93	3	Horizontal	279	1.36	-

BT-EDR(3Mbps)

2441MHz_TX

20/04/2018



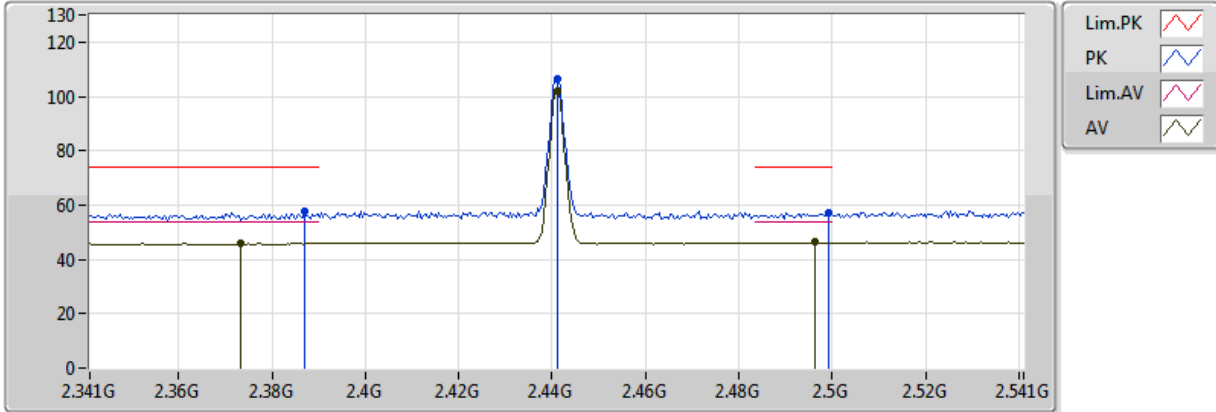
EUT_Z_1TX(ANT1)
 Setting 30
 04-L-2
 FSP(100142)
 Fixed ANT1 Sample

Type	Freq (Hz)	Level (dBuV/m)	Limit (dBuV/m)	Margin (dB)	Factor (dB)	Dist (m)	Condition	Azimuth (°)	Height (m)	Comments
AV	2.3878G	45.84	54.00	-8.16	33.16	3	Vertical	273	2.01	-
AV	2.441G	96.79	Inf	-Inf	33.18	3	Vertical	273	2.01	-
AV	2.499G	46.11	54.00	-7.89	33.19	3	Vertical	273	2.01	-
PK	2.3646G	56.81	74.00	-17.19	33.15	3	Vertical	273	2.01	-
PK	2.441G	100.94	Inf	-Inf	33.18	3	Vertical	273	2.01	-
PK	2.493G	56.88	74.00	-17.12	33.19	3	Vertical	273	2.01	-

BT-EDR(3Mbps)

2441MHz_TX

20/04/2018



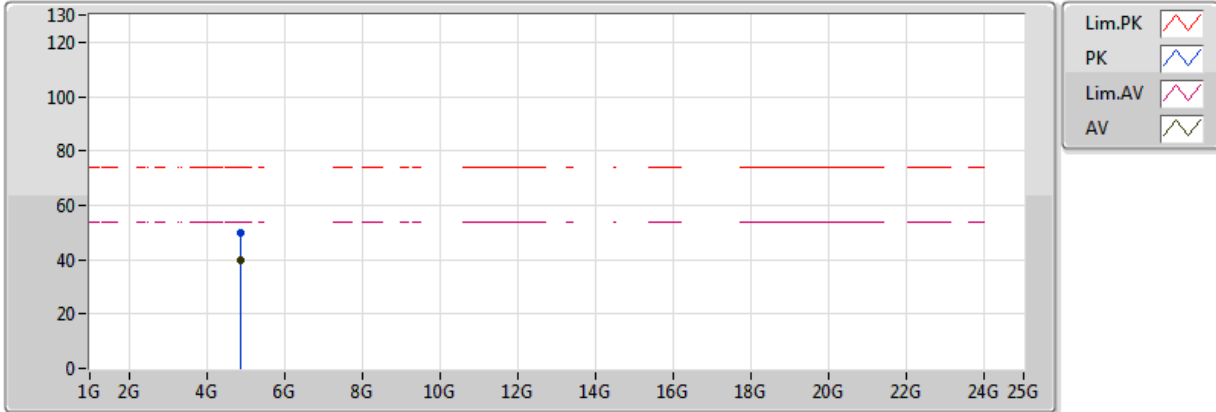
EUT_Z_1TX(ANT1)
 Setting 30
 04-L-2
 FSP(100142)
 Fixed ANT1 Sample

Type	Freq (Hz)	Level (dBuV/m)	Limit (dBuV/m)	Margin (dB)	Factor (dB)	Dist (m)	Condition	Azimuth (°)	Height (m)	Comments
AV	2.3734G	45.85	54.00	-8.15	33.15	3	Horizontal	186	2.35	-
AV	2.441G	101.97	Inf	-Inf	33.18	3	Horizontal	186	2.35	-
AV	2.4962G	46.30	54.00	-7.70	33.19	3	Horizontal	186	2.35	-
PK	2.387G	57.45	74.00	-16.55	33.16	3	Horizontal	186	2.35	-
PK	2.441G	106.21	Inf	-Inf	33.18	3	Horizontal	186	2.35	-
PK	2.4994G	57.08	74.00	-16.92	33.19	3	Horizontal	186	2.35	-

BT-EDR(3Mbps)

2441MHz_TX

20/04/2018



EUT_Z_1TX(ANT1)
 Setting 30
 04-L-2
 FSP(100142)
 Fixed ANT1 Sample

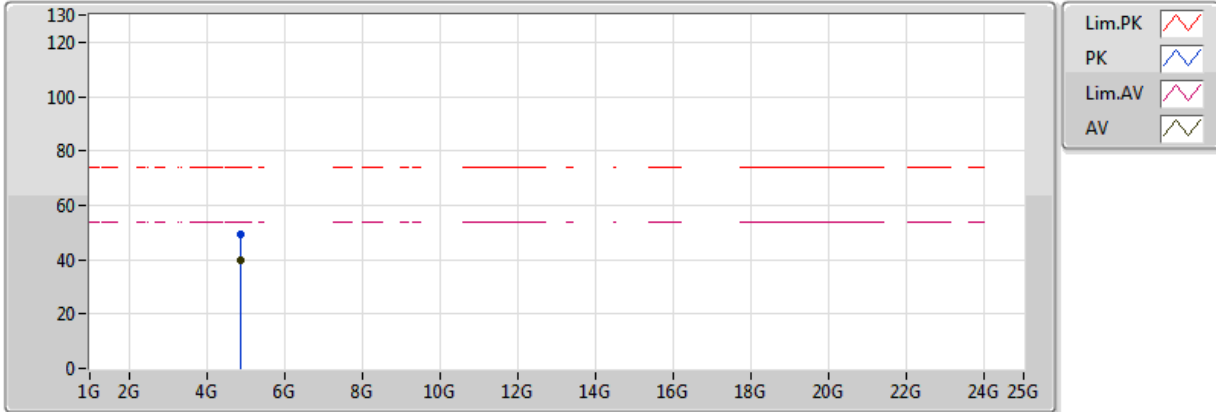
Type	Freq (Hz)	Level (dBuV/m)	Limit (dBuV/m)	Margin (dB)	Factor (dB)	Dist (m)	Condition	Azimuth (°)	Height (m)	Comments
AV	4.88413G	39.87	54.00	-14.13	6.11	3	Vertical	222	2.10	-
PK	4.88117G	49.67	74.00	-24.33	6.10	3	Vertical	222	2.10	-



BT-EDR(3Mbps)

2441MHz_TX

20/04/2018



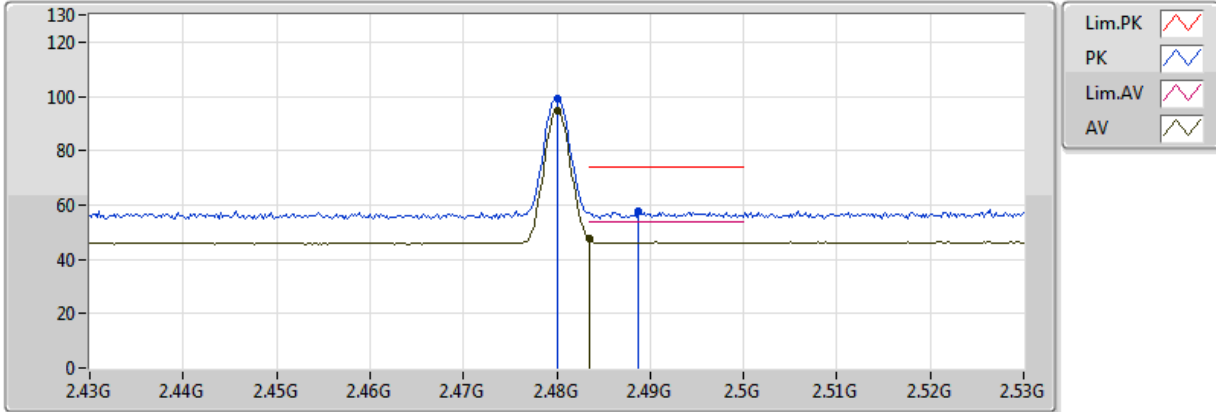
EUT_Z_1TX(ANT1)
 Setting 30
 04-L-2
 FSP(100142)
 Fixed ANT1 Sample

Type	Freq (Hz)	Level (dBuV/m)	Limit (dBuV/m)	Margin (dB)	Factor (dB)	Dist (m)	Condition	Azimuth (°)	Height (m)	Comments
AV	4.87985G	39.90	54.00	-14.10	6.10	3	Horizontal	342	1.41	-
PK	4.88157G	49.59	74.00	-24.41	6.10	3	Horizontal	342	1.41	-

BT-EDR(3Mbps)

2480MHz_TX

20/04/2018



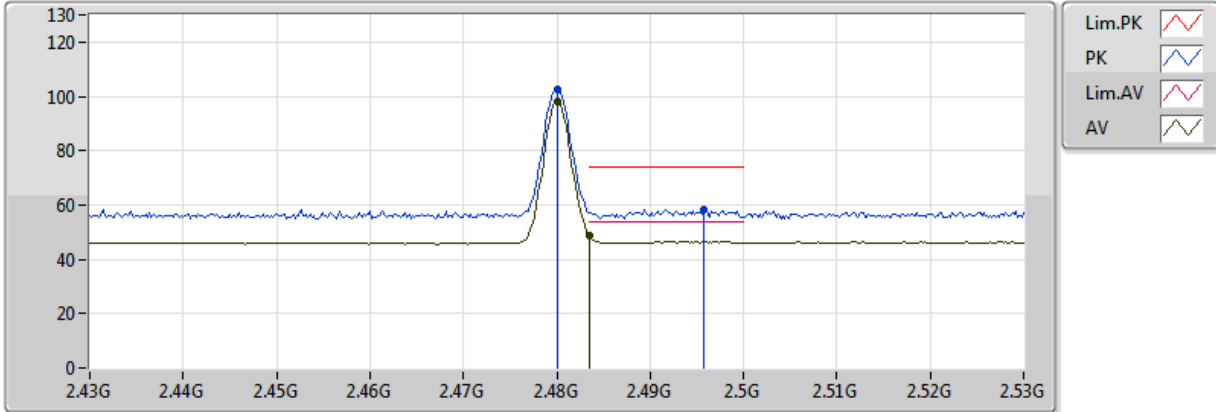
EUT_Z_1TX(ANT1)
 Setting 29
 04-L-2
 FSP(100142)
 Fixed ANT1 Sample

Type	Freq (Hz)	Level (dBuV/m)	Limit (dBuV/m)	Margin (dB)	Factor (dB)	Dist (m)	Condition	Azimuth (°)	Height (m)	Comments
AV	2.48G	94.51	Inf	-Inf	33.19	3	Vertical	264	2.11	-
AV	2.483502G	47.43	54.00	-6.57	33.19	3	Vertical	264	2.11	-
PK	2.48G	98.91	Inf	-Inf	33.19	3	Vertical	264	2.11	-
PK	2.4888G	57.57	74.00	-16.43	33.19	3	Vertical	264	2.11	-

BT-EDR(3Mbps)

2480MHz_TX

20/04/2018



EUT_Z_1TX(ANT1)
 Setting 29
 04-L-2
 FSP(100142)
 Fixed ANT1 Sample

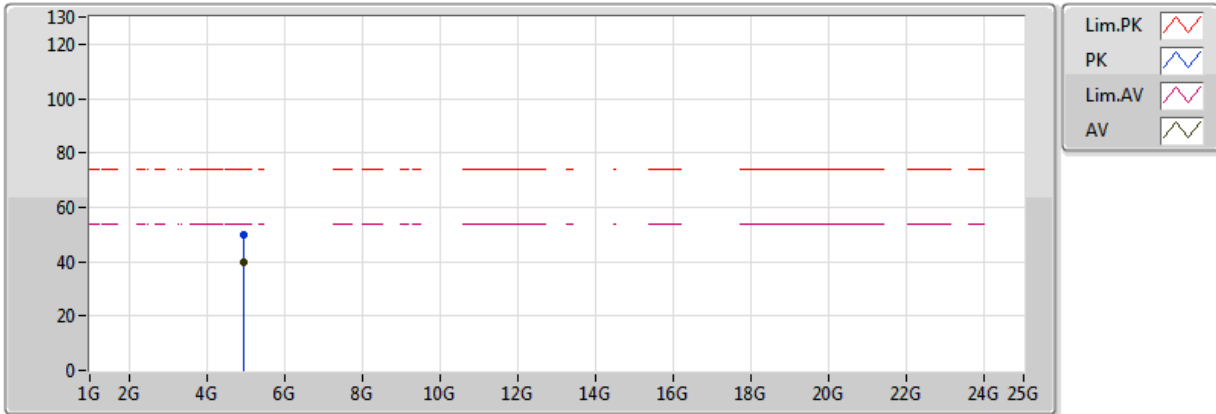
Type	Freq (Hz)	Level (dBuV/m)	Limit (dBuV/m)	Margin (dB)	Factor (dB)	Dist (m)	Condition	Azimuth (°)	Height (m)	Comments
AV	2.48G	97.90	Inf	-Inf	33.19	3	Horizontal	0	2.74	-
AV	2.483502G	48.99	54.00	-5.01	33.19	3	Horizontal	0	2.74	-
PK	2.48G	102.33	Inf	-Inf	33.19	3	Horizontal	0	2.74	-
PK	2.4958G	58.50	74.00	-15.50	33.19	3	Horizontal	0	2.74	-



BT-EDR(3Mbps)

2480MHz_TX

20/04/2018



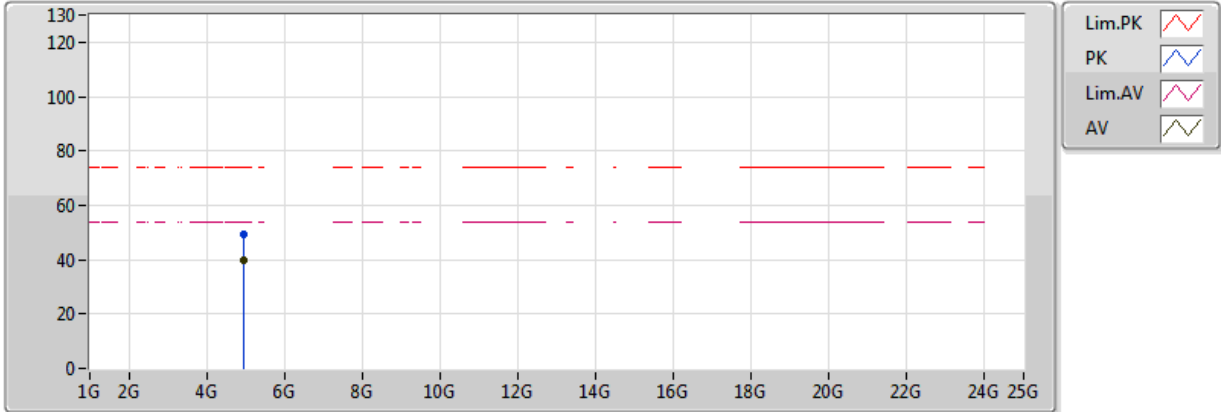
EUT_Z_1TX(ANT1)
 Setting 29
 04-L-2
 FSP(100142)
 Fixed ANT1 Sample

Type	Freq (Hz)	Level (dBuV/m)	Limit (dBuV/m)	Margin (dB)	Factor (dB)	Dist (m)	Condition	Azimuth (°)	Height (m)	Comments
AV	4.96145G	39.88	54.00	-14.12	6.27	3	Vertical	150	1.39	-
PK	4.96223G	49.63	74.00	-24.37	6.27	3	Vertical	150	1.39	-

BT-EDR(3Mbps)

2480MHz_TX

20/04/2018



EUT_Z_1TX(ANT1)
 Setting 29
 04-L-2
 FSP(100142)
 Fixed ANT1 Sample

Type	Freq (Hz)	Level (dBuV/m)	Limit (dBuV/m)	Margin (dB)	Factor (dB)	Dist (m)	Condition	Azimuth (°)	Height (m)	Comments
AV	4.96028G	39.59	54.00	-14.41	6.27	3	Horizontal	31	1.35	-
PK	4.96104G	49.13	74.00	-24.87	6.27	3	Horizontal	31	1.35	-



RSE TX above 1GHz Result

Appendix B.2

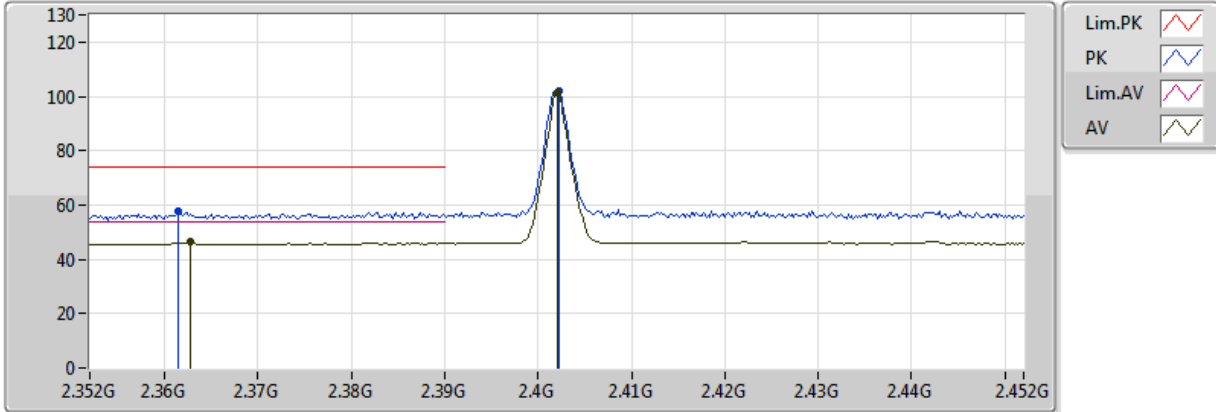
Test Mode: Mode 3 Summary

Mode	Result	Type	Freq (Hz)	Level (dBuV/m)	Limit (dBuV/m)	Margin (dB)	Factor (dB)	Dist (m)	Condition	Azimuth (°)	Height (m)	Comments
2.4-2.4835GHz	-	-	-	-	-	-	-	-	-	-	-	-
BT-BR(1Mbps)	Pass	AV	2.483502G	50.62	54.00	-3.38	33.19	3	Horizontal	189	2.50	-

BT-BR(1Mbps)

2402MHz_TX

21/04/2018



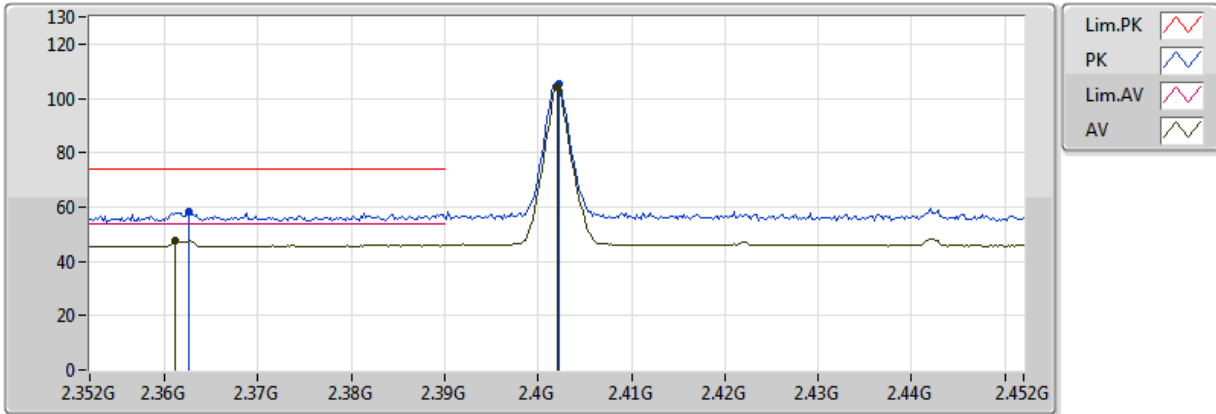
EUT_Z_1TX(ANT2)
 Setting 30
 04-L-2
 FSP(100142)
 Fixed ANT2 Sample

Type	Freq (Hz)	Level (dBuV/m)	Limit (dBuV/m)	Margin (dB)	Factor (dB)	Dist (m)	Condition	Azimuth (°)	Height (m)	Comments
AV	2.3628G	46.24	54.00	-7.76	33.15	3	Vertical	259	2.14	-
AV	2.402G	101.19	Inf	-Inf	33.17	3	Vertical	259	2.14	-
PK	2.3614G	57.46	74.00	-16.54	33.15	3	Vertical	259	2.14	-
PK	2.4022G	102.08	Inf	-Inf	33.17	3	Vertical	259	2.14	-

BT-BR(1Mbps)

2402MHz_TX

21/04/2018



EUT_Z_1TX(ANT2)
 Setting 30
 04-L-2
 FSP(100142)
 Fixed ANT2 Sample

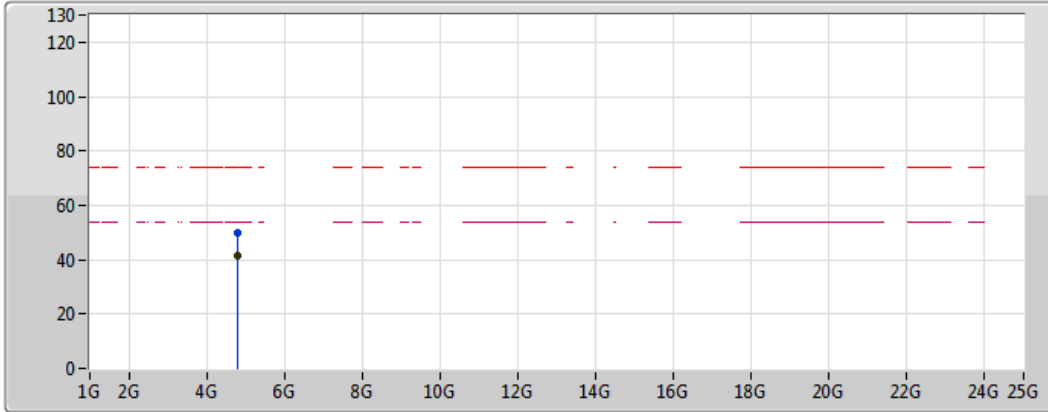
Type	Freq (Hz)	Level (dBuV/m)	Limit (dBuV/m)	Margin (dB)	Factor (dB)	Dist (m)	Condition	Azimuth (°)	Height (m)	Comments
AV	2.3612G	47.64	54.00	-6.36	33.15	3	Horizontal	188	2.14	-
AV	2.402G	104.37	Inf	-Inf	33.17	3	Horizontal	188	2.14	-
PK	2.3626G	58.19	74.00	-15.81	33.15	3	Horizontal	188	2.14	-
PK	2.4022G	105.28	Inf	-Inf	33.17	3	Horizontal	188	2.14	-



BT-BR(1Mbps)

2402MHz_TX

21/04/2018



Legend:

- Lim.PK (Red line)
- PK (Blue line)
- Lim.AV (Magenta line)
- AV (Green line)

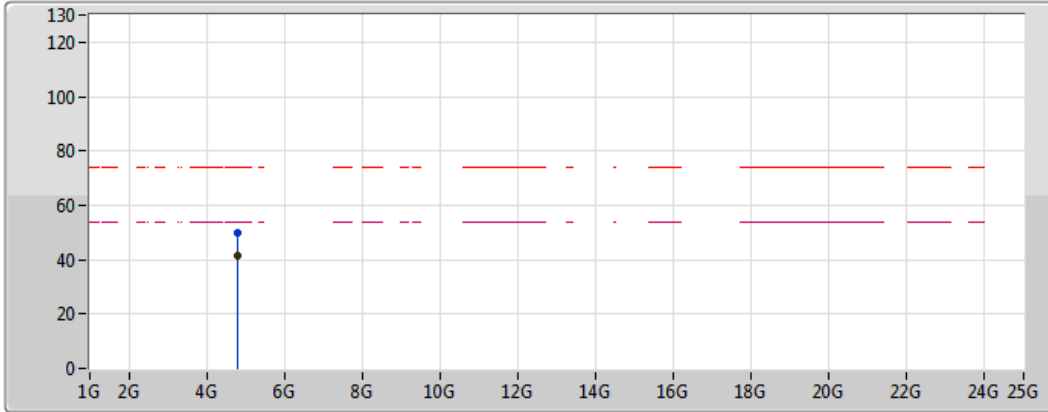
EUT_Z_1TX(ANT2)
 Setting 30
 04-L-2
 FSP(100142)
 Fixed ANT2 Sample

Type	Freq (Hz)	Level (dBuV/m)	Limit (dBuV/m)	Margin (dB)	Factor (dB)	Dist (m)	Condition	Azimuth (°)	Height (m)	Comments
AV	4.80569G	41.63	54.00	-12.37	5.93	3	Vertical	19	2.43	-
PK	4.80195G	49.73	74.00	-24.27	5.92	3	Vertical	19	2.43	-





BT-BR(1Mbps)

2402MHz_TX

21/04/2018



Legend:

- Lim.PK 
- PK 
- Lim.AV 
- AV 

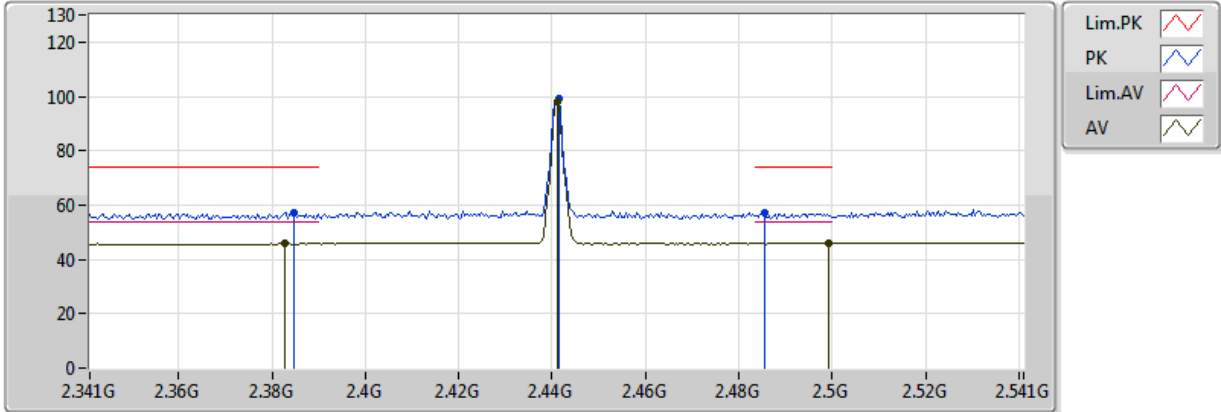
EUT_Z_1TX(ANT2)
 Setting 30
 04-L-2
 FSP(100142)
 Fixed ANT2 Sample

Type	Freq (Hz)	Level (dBuV/m)	Limit (dBuV/m)	Margin (dB)	Factor (dB)	Dist (m)	Condition	Azimuth (°)	Height (m)	Comments
AV	4.80294G	41.66	54.00	-12.34	5.93	3	Horizontal	304	2.05	-
PK	4.8044G	49.86	74.00	-24.14	5.93	3	Horizontal	304	2.05	-

BT-BR(1Mbps)

2441MHz_TX

21/04/2018



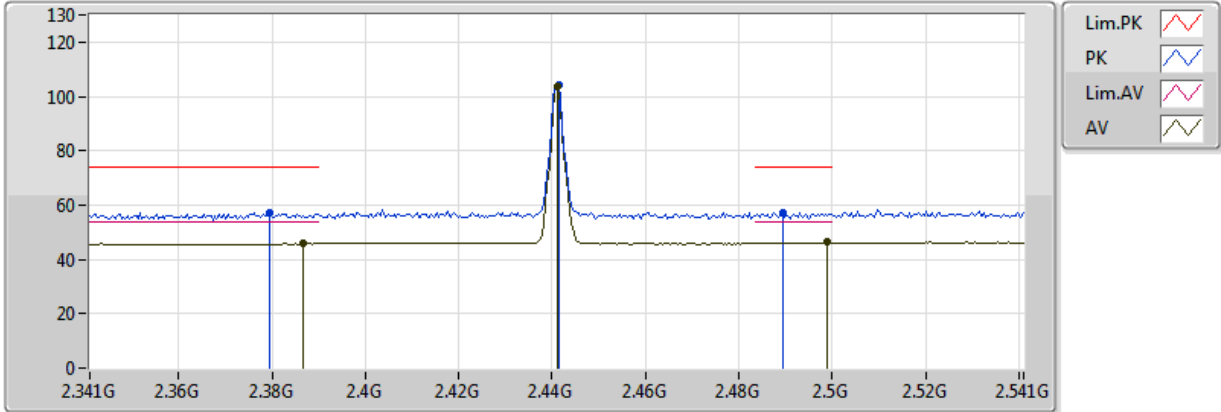
EUT_Z_1TX(ANT2)
 Setting 30
 04-L-2
 FSP(100142)
 Fixed ANT2 Sample

Type	Freq (Hz)	Level (dBuV/m)	Limit (dBuV/m)	Margin (dB)	Factor (dB)	Dist (m)	Condition	Azimuth (°)	Height (m)	Comments
AV	2.3826G	45.86	54.00	-8.14	33.16	3	Vertical	259	2.00	-
AV	2.441G	98.01	Inf	-Inf	33.18	3	Vertical	259	2.00	-
AV	2.4994G	46.16	54.00	-7.84	33.19	3	Vertical	259	2.00	-
PK	2.3846G	56.99	74.00	-17.01	33.16	3	Vertical	259	2.00	-
PK	2.4414G	98.91	Inf	-Inf	33.18	3	Vertical	259	2.00	-
PK	2.4854G	56.88	74.00	-17.12	33.19	3	Vertical	259	2.00	-

BT-BR(1Mbps)

2441MHz_TX

21/04/2018



EUT_Z_1TX(ANT2)
 Setting 30
 04-L-2
 FSP(100142)
 Fixed ANT2 Sample

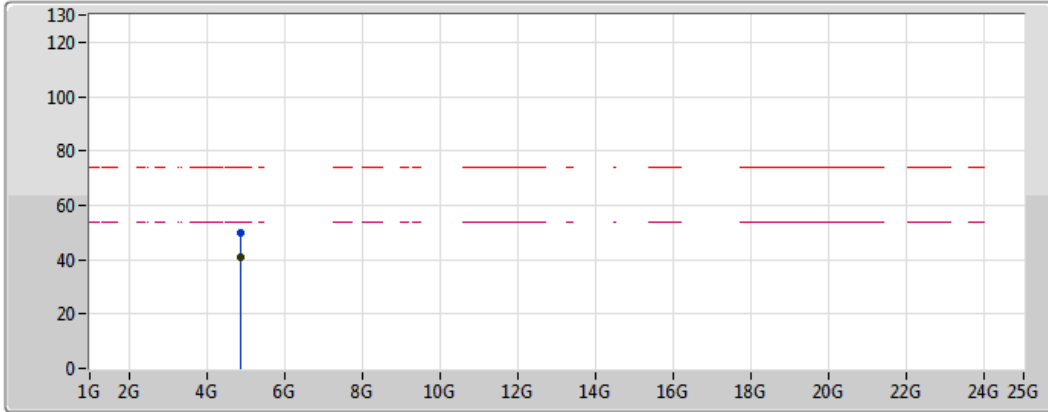
Type	Freq (Hz)	Level (dBuV/m)	Limit (dBuV/m)	Margin (dB)	Factor (dB)	Dist (m)	Condition	Azimuth (°)	Height (m)	Comments
AV	2.3866G	45.88	54.00	-8.12	33.16	3	Horizontal	185	2.85	-
AV	2.441G	103.43	Inf	-Inf	33.18	3	Horizontal	185	2.85	-
AV	2.499G	46.33	54.00	-7.67	33.19	3	Horizontal	185	2.85	-
PK	2.3794G	57.21	74.00	-16.79	33.16	3	Horizontal	185	2.85	-
PK	2.4414G	104.29	Inf	-Inf	33.18	3	Horizontal	185	2.85	-
PK	2.4894G	57.05	74.00	-16.95	33.19	3	Horizontal	185	2.85	-



BT-BR(1Mbps)

2441MHz_TX

21/04/2018



Legend:

- Lim.PK (Red dashed line)
- PK (Blue solid line)
- Lim.AV (Pink dashed line)
- AV (Green solid line)

EUT_Z_1TX(ANT2)
 Setting 30
 04-L-2
 FSP(100142)
 Fixed ANT2 Sample

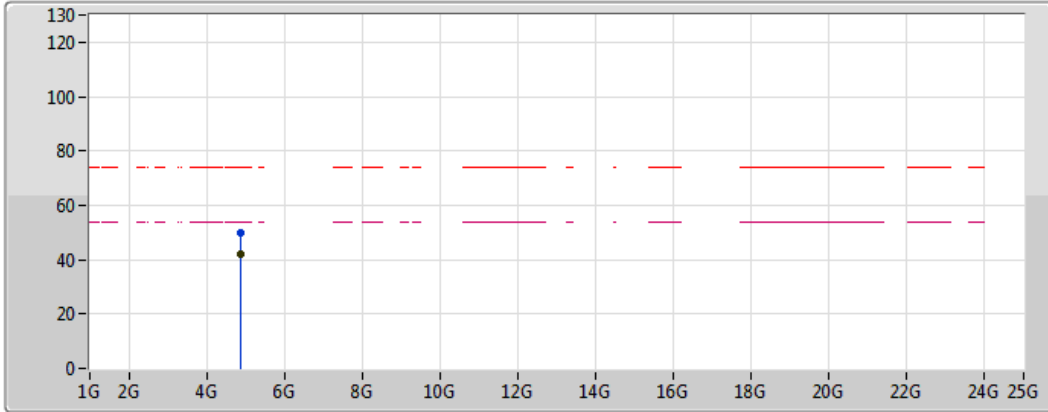
Type	Freq (Hz)	Level (dBuV/m)	Limit (dBuV/m)	Margin (dB)	Factor (dB)	Dist (m)	Condition	Azimuth (°)	Height (m)	Comments
AV	4.88352G	41.03	54.00	-12.97	6.10	3	Vertical	37	1.99	-
PK	4.88285G	49.87	74.00	-24.13	6.10	3	Vertical	37	1.99	-



BT-BR(1Mbps)

2441MHz_TX

21/04/2018



Legend:

- Lim.PK (Red dashed line)
- PK (Blue line with dot)
- Lim.AV (Pink dashed line)
- AV (Green dashed line)

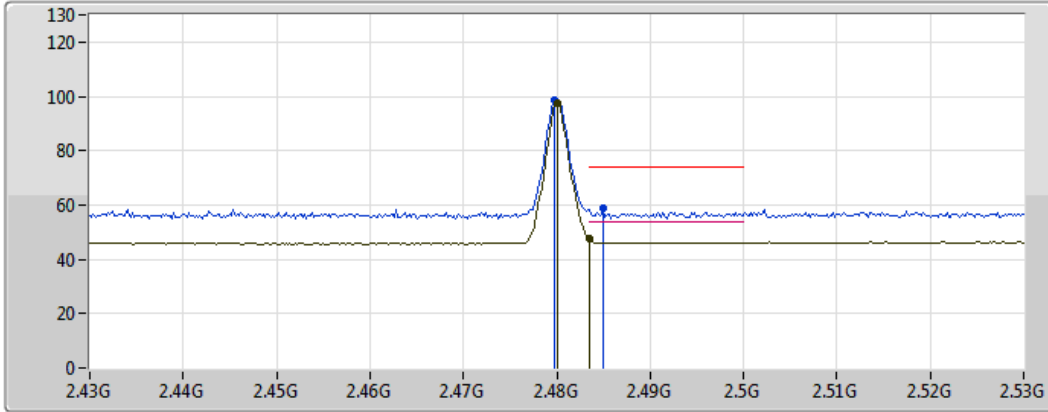
EUT_Z_1TX(ANT2)
 Setting 30
 04-L-2
 FSP(100142)
 Fixed ANT2 Sample

Type	Freq (Hz)	Level (dBuV/m)	Limit (dBuV/m)	Margin (dB)	Factor (dB)	Dist (m)	Condition	Azimuth (°)	Height (m)	Comments
AV	4.88053G	41.93	54.00	-12.07	6.10	3	Horizontal	245	1.07	-
PK	4.88057G	49.99	74.00	-24.01	6.10	3	Horizontal	245	1.07	-

BT-BR(1Mbps)

2480MHz_TX

21/04/2018



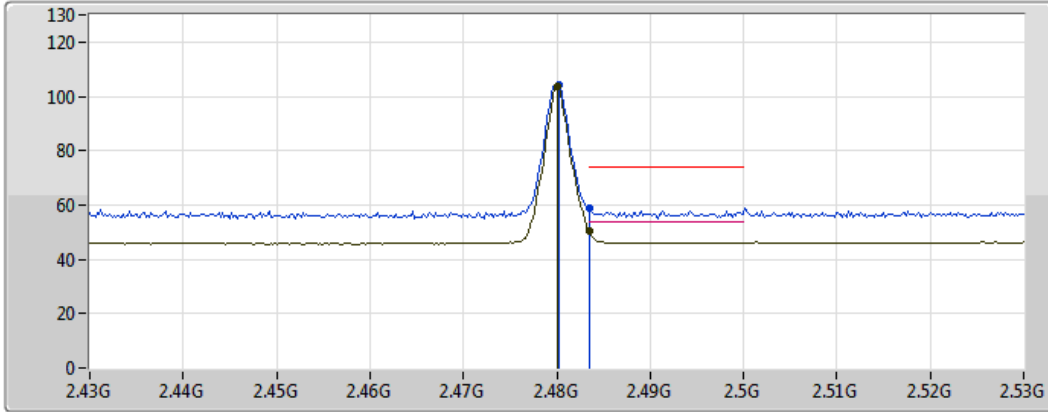
EUT_Z_1TX(ANT2)
 Setting 30
 04-L-2
 FSP(100142)
 Fixed ANT2 Sample

Type	Freq (Hz)	Level (dBuV/m)	Limit (dBuV/m)	Margin (dB)	Factor (dB)	Dist (m)	Condition	Azimuth (°)	Height (m)	Comments
AV	2.48G	97.71	Inf	-Inf	33.19	3	Vertical	239	2.82	-
AV	2.483502G	47.42	54.00	-6.58	33.19	3	Vertical	239	2.82	-
PK	2.4798G	98.63	Inf	-Inf	33.19	3	Vertical	239	2.82	-
PK	2.485G	58.76	74.00	-15.24	33.19	3	Vertical	239	2.82	-

BT-BR(1Mbps)

2480MHz_TX

21/04/2018



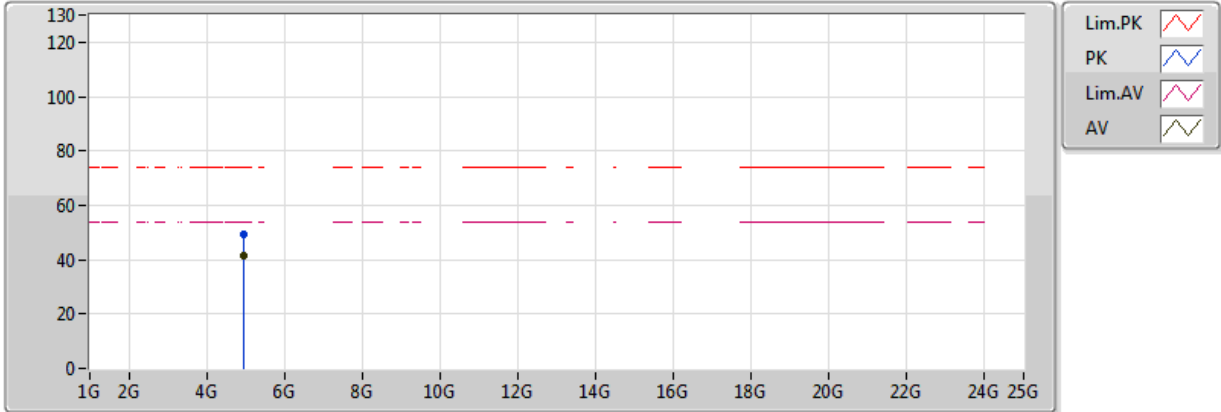
EUT_Z_1TX(ANT2)
 Setting 30
 04-L-2
 FSP(100142)
 Fixed ANT2 Sample

Type	Freq (Hz)	Level (dBuV/m)	Limit (dBuV/m)	Margin (dB)	Factor (dB)	Dist (m)	Condition	Azimuth (°)	Height (m)	Comments
AV	2.48G	103.41	Inf	-Inf	33.19	3	Horizontal	189	2.50	-
AV	2.483502G	50.62	54.00	-3.38	33.19	3	Horizontal	189	2.50	-
PK	2.4802G	104.28	Inf	-Inf	33.19	3	Horizontal	189	2.50	-
PK	2.483502G	58.61	74.00	-15.39	33.19	3	Horizontal	189	2.50	-

BT-BR(1Mbps)

2480MHz_TX

21/04/2018



EUT_Z_1TX(ANT2)
 Setting 30
 04-L-2
 FSP(100142)
 Fixed ANT2 Sample

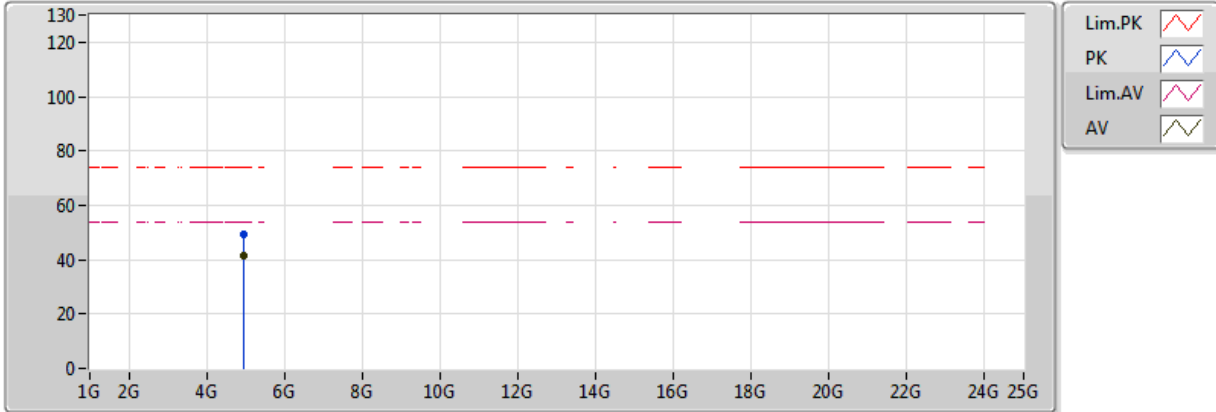
Type	Freq (Hz)	Level (dBuV/m)	Limit (dBuV/m)	Margin (dB)	Factor (dB)	Dist (m)	Condition	Azimuth (°)	Height (m)	Comments
AV	4.96034G	41.57	54.00	-12.43	6.27	3	Vertical	140	1.10	-
PK	4.95853G	49.16	74.00	-24.84	6.26	3	Vertical	140	1.10	-



BT-BR(1Mbps)

2480MHz_TX

21/04/2018



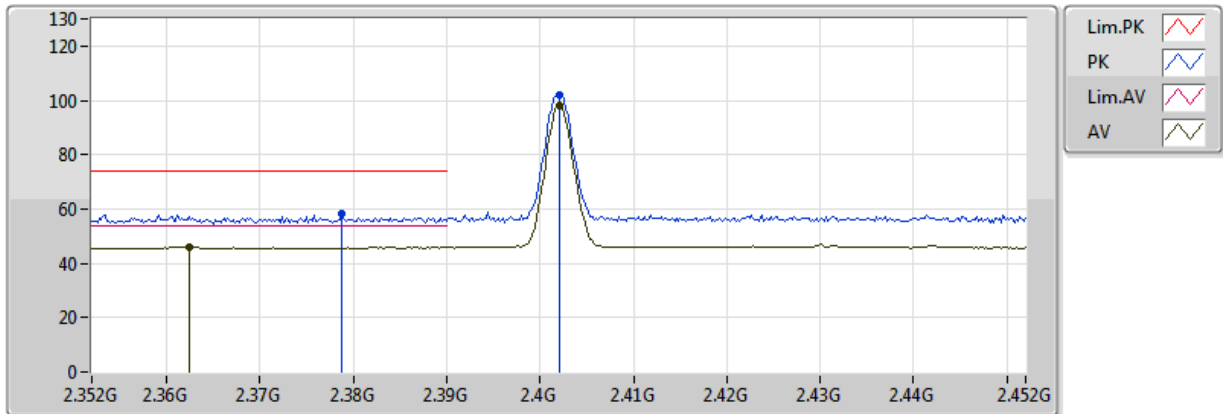
EUT_Z_1TX(ANT2)
 Setting 30
 04-L-2
 FSP(100142)
 Fixed ANT2 Sample

Type	Freq (Hz)	Level (dBuV/m)	Limit (dBuV/m)	Margin (dB)	Factor (dB)	Dist (m)	Condition	Azimuth (°)	Height (m)	Comments
AV	4.95992G	41.60	54.00	-12.40	6.27	3	Horizontal	278	1.78	-
PK	4.96187G	49.31	74.00	-24.69	6.27	3	Horizontal	278	1.78	-

BT-EDR(3Mbps)

2402MHz_TX

21/04/2018



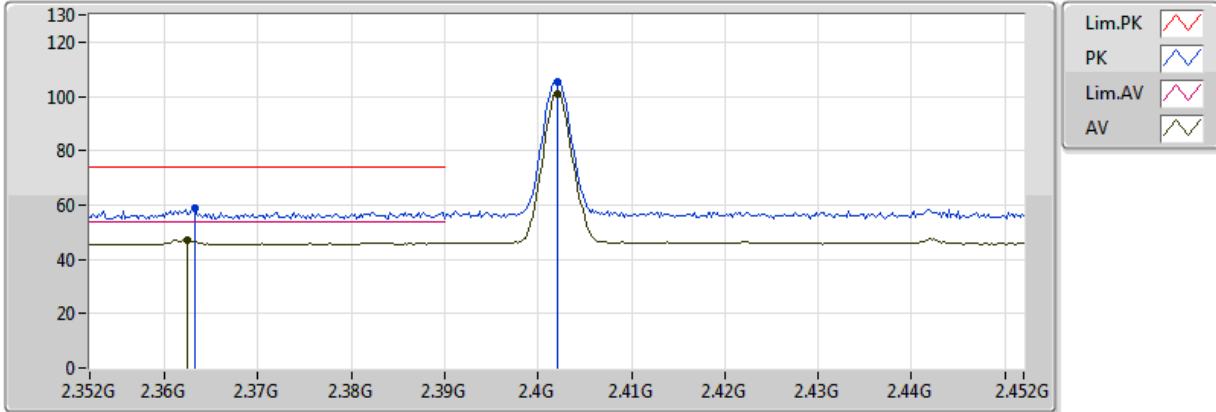
EUT_Z_1TX(ANT2)
 Setting 30
 04-L-2
 FSP(100142)
 Fixed ANT2 Sample

Type	Freq (Hz)	Level (dBuV/m)	Limit (dBuV/m)	Margin (dB)	Factor (dB)	Dist (m)	Condition	Azimuth (°)	Height (m)	Comments
AV	2.3624G	46.07	54.00	-7.93	33.15	3	Vertical	259	2.14	-
AV	2.402G	97.92	Inf	-Inf	33.17	3	Vertical	259	2.14	-
PK	2.3788G	58.19	74.00	-15.81	33.16	3	Vertical	259	2.14	-
PK	2.402G	102.24	Inf	-Inf	33.17	3	Vertical	259	2.14	-

BT-EDR(3Mbps)

2402MHz_TX

21/04/2018



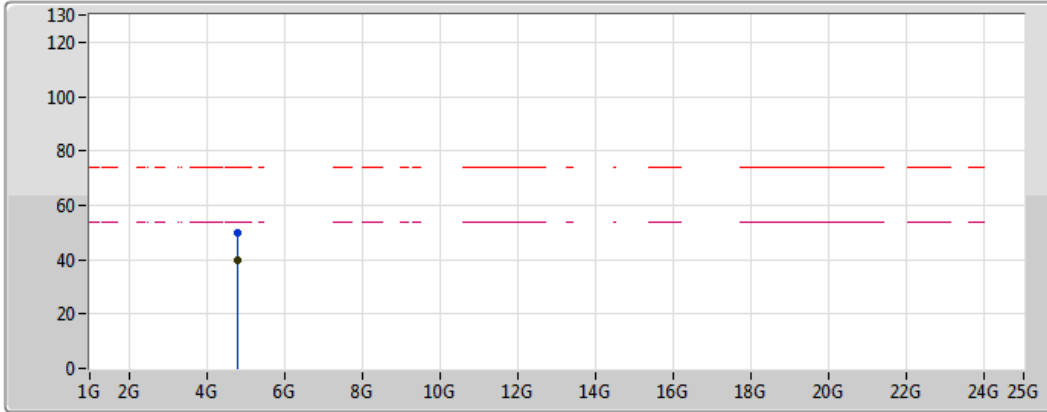
EUT_Z_1TX(ANT2)
 Setting 30
 04-L-2
 FSP(100142)
 Fixed ANT2 Sample

Type	Freq (Hz)	Level (dBuV/m)	Limit (dBuV/m)	Margin (dB)	Factor (dB)	Dist (m)	Condition	Azimuth (°)	Height (m)	Comments
AV	2.3624G	46.91	54.00	-7.09	33.15	3	Horizontal	188	2.14	-
AV	2.402G	100.96	Inf	-Inf	33.17	3	Horizontal	188	2.14	-
PK	2.3632G	58.61	74.00	-15.39	33.15	3	Horizontal	188	2.14	-
PK	2.402G	105.25	Inf	-Inf	33.17	3	Horizontal	188	2.14	-

BT-EDR(3Mbps)

2402MHz_TX

21/04/2018



Legend:

- Lim.PK (Red dashed line)
- PK (Blue line)
- Lim.AV (Pink dashed line)
- AV (Green line)

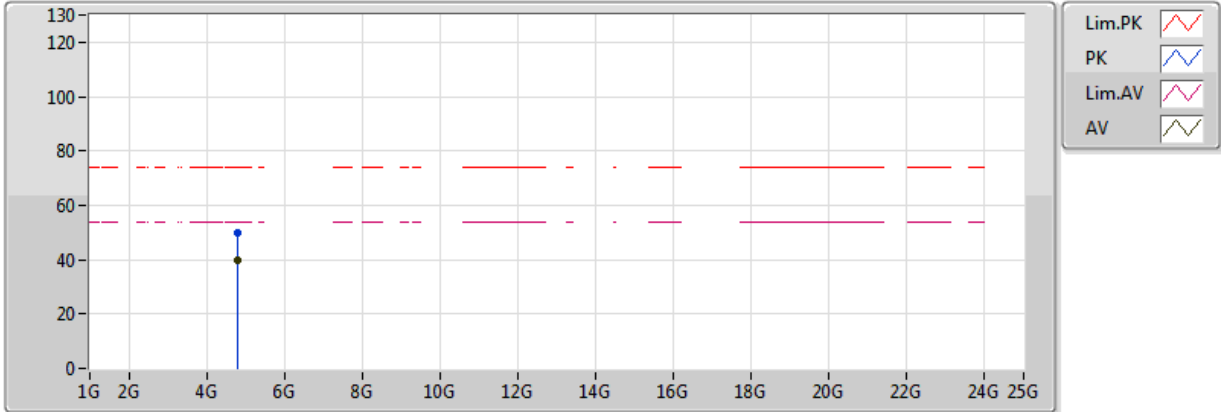
EUT_Z_1TX(ANT2)
 Setting 30
 04-L-2
 FSP(100142)
 Fixed ANT2 Sample

Type	Freq (Hz)	Level (dBuV/m)	Limit (dBuV/m)	Margin (dB)	Factor (dB)	Dist (m)	Condition	Azimuth (°)	Height (m)	Comments
AV	4.80452G	39.57	54.00	-14.43	5.93	3	Vertical	150	1.72	-
PK	4.80579G	49.66	74.00	-24.34	5.93	3	Vertical	150	1.72	-

BT-EDR(3Mbps)

2402MHz_TX

21/04/2018



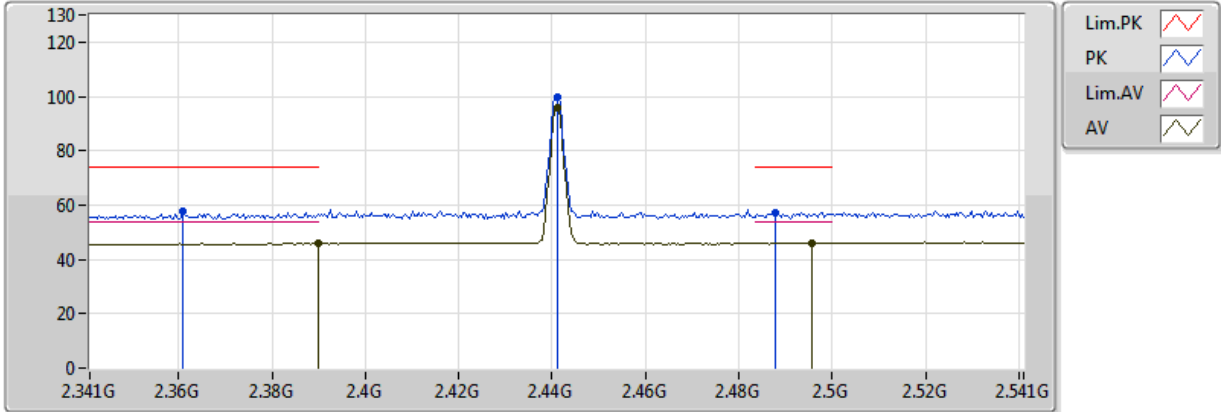
EUT_Z_1TX(ANT2)
 Setting 30
 04-L-2
 FSP(100142)
 Fixed ANT2 Sample

Type	Freq (Hz)	Level (dBuV/m)	Limit (dBuV/m)	Margin (dB)	Factor (dB)	Dist (m)	Condition	Azimuth (°)	Height (m)	Comments
AV	4.80329G	39.66	54.00	-14.34	5.93	3	Horizontal	344	1.94	-
PK	4.80279G	49.77	74.00	-24.23	5.93	3	Horizontal	344	1.94	-

BT-EDR(3Mbps)

2441MHz_TX

21/04/2018



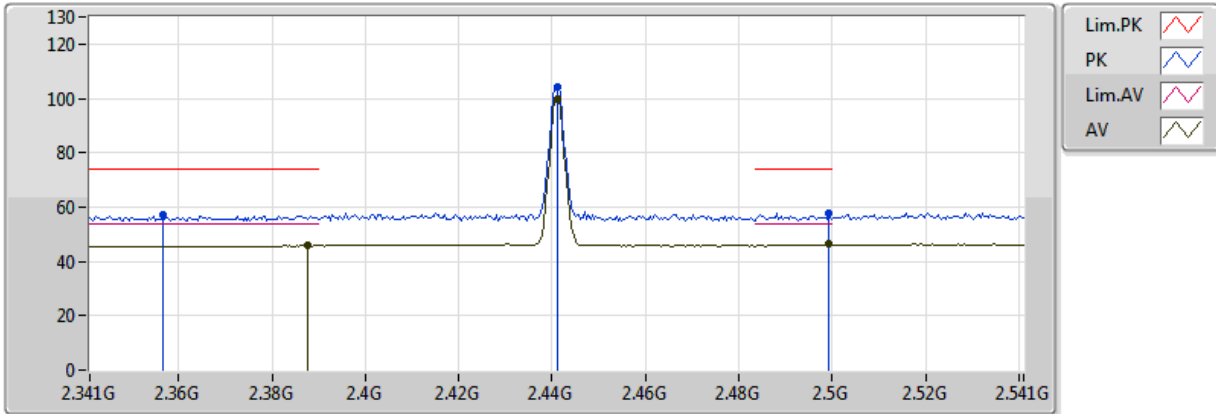
EUT_Z_1TX(ANT2)
 Setting 31
 04-L-2
 FSP(100142)
 Fixed ANT2 Sample

Type	Freq (Hz)	Level (dBuV/m)	Limit (dBuV/m)	Margin (dB)	Factor (dB)	Dist (m)	Condition	Azimuth (°)	Height (m)	Comments
AV	2.389998G	45.94	54.00	-8.06	33.16	3	Vertical	256	2.37	-
AV	2.441G	95.75	Inf	-Inf	33.18	3	Vertical	256	2.37	-
AV	2.4958G	46.21	54.00	-7.79	33.19	3	Vertical	256	2.37	-
PK	2.361G	57.69	74.00	-16.31	33.15	3	Vertical	256	2.37	-
PK	2.441G	100.02	Inf	-Inf	33.18	3	Vertical	256	2.37	-
PK	2.4878G	57.41	74.00	-16.59	33.19	3	Vertical	256	2.37	-

BT-EDR(3Mbps)

2441MHz_TX

21/04/2018



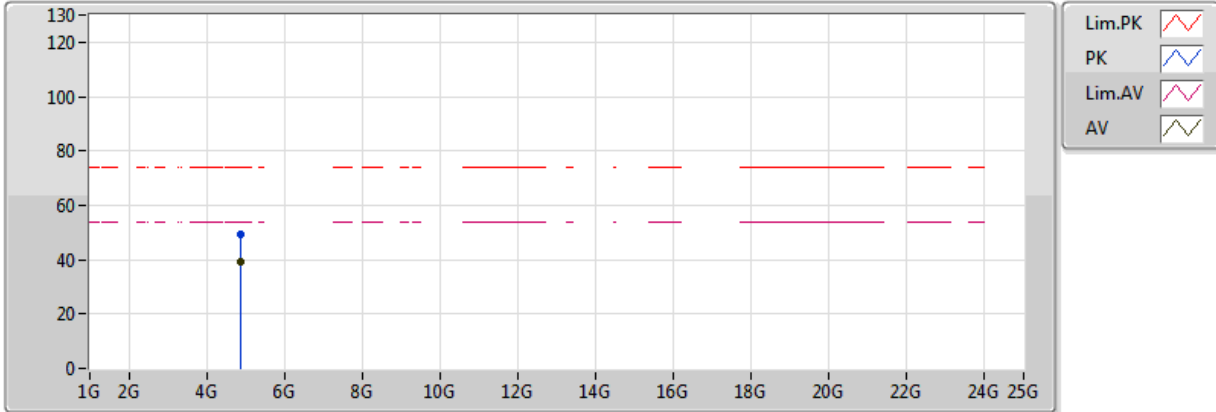
EUT_Z_1TX(ANT2)
 Setting 31
 04-L-2
 FSP(100142)
 Fixed ANT2 Sample

Type	Freq (Hz)	Level (dBuV/m)	Limit (dBuV/m)	Margin (dB)	Factor (dB)	Dist (m)	Condition	Azimuth (°)	Height (m)	Comments
AV	2.3878G	45.86	54.00	-8.14	33.16	3	Horizontal	183	2.84	-
AV	2.441G	99.97	Inf	-Inf	33.18	3	Horizontal	183	2.84	-
AV	2.4994G	46.27	54.00	-7.73	33.19	3	Horizontal	183	2.84	-
PK	2.3566G	57.16	74.00	-16.84	33.14	3	Horizontal	183	2.84	-
PK	2.441G	104.23	Inf	-Inf	33.18	3	Horizontal	183	2.84	-
PK	2.4994G	57.89	74.00	-16.11	33.19	3	Horizontal	183	2.84	-

BT-EDR(3Mbps)

2441MHz_TX

21/04/2018



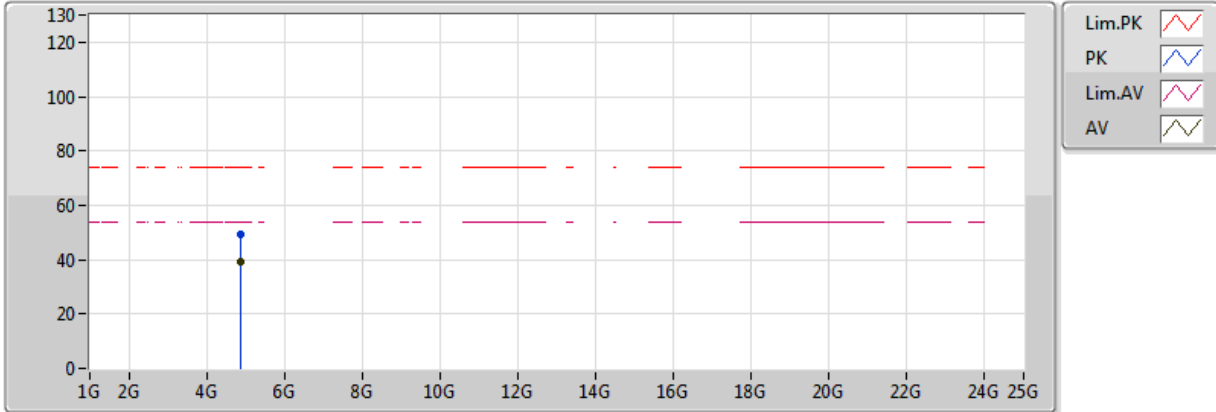
EUT_Z_1TX(ANT2)
 Setting 31
 04-L-2
 FSP(100142)
 Fixed ANT2 Sample

Type	Freq (Hz)	Level (dBuV/m)	Limit (dBuV/m)	Margin (dB)	Factor (dB)	Dist (m)	Condition	Azimuth (°)	Height (m)	Comments
AV	4.88268G	39.03	54.00	-14.97	6.10	3	Vertical	99	1.00	-
PK	4.8819G	49.27	74.00	-24.73	6.10	3	Vertical	99	1.00	-

BT-EDR(3Mbps)

2441MHz_TX

21/04/2018



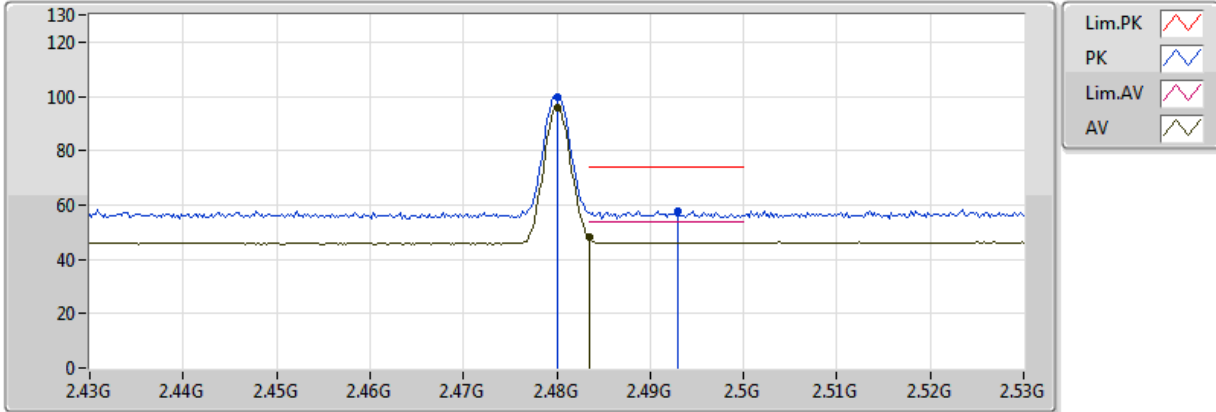
EUT_Z_1TX(ANT2)
 Setting 31
 04-L-2
 FSP(100142)
 Fixed ANT2 Sample

Type	Freq (Hz)	Level (dBuV/m)	Limit (dBuV/m)	Margin (dB)	Factor (dB)	Dist (m)	Condition	Azimuth (°)	Height (m)	Comments
AV	4.88105G	39.01	54.00	-14.99	6.10	3	Horizontal	158	2.25	-
PK	4.88209G	49.23	74.00	-24.77	6.10	3	Horizontal	158	2.25	-

BT-EDR(3Mbps)

2480MHz_TX

21/04/2018



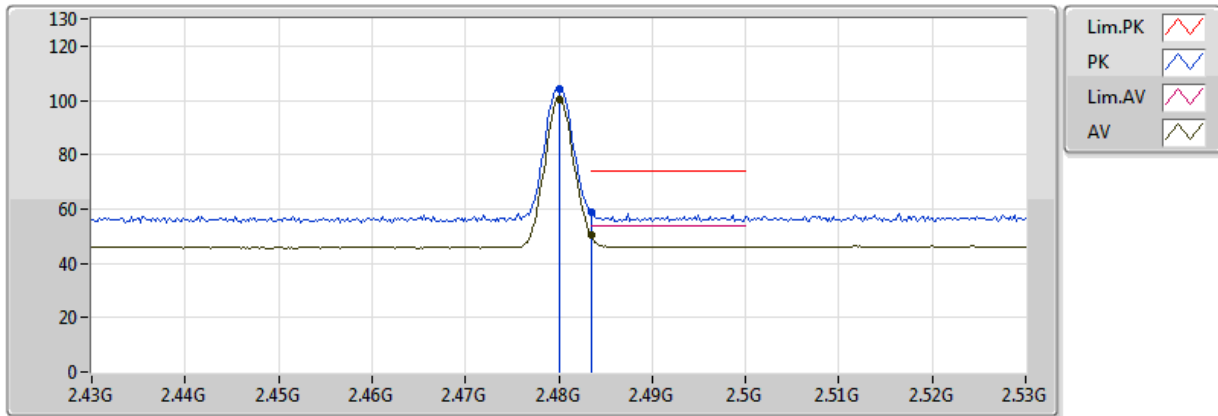
EUT_Z_1TX(ANT2)
 Setting 30
 04-L-2
 FSP(100142)
 Fixed ANT2 Sample

Type	Freq (Hz)	Level (dBuV/m)	Limit (dBuV/m)	Margin (dB)	Factor (dB)	Dist (m)	Condition	Azimuth (°)	Height (m)	Comments
AV	2.48G	95.62	Inf	-Inf	33.19	3	Vertical	263	2.10	-
AV	2.483502G	47.92	54.00	-6.08	33.19	3	Vertical	263	2.10	-
PK	2.48G	99.82	Inf	-Inf	33.19	3	Vertical	263	2.10	-
PK	2.493G	57.78	74.00	-16.22	33.19	3	Vertical	263	2.10	-

BT-EDR(3Mbps)

2480MHz_TX

21/04/2018



EUT_Z_1TX(ANT2)
 Setting 30
 04-L-2
 FSP(100142)
 Fixed ANT2 Sample

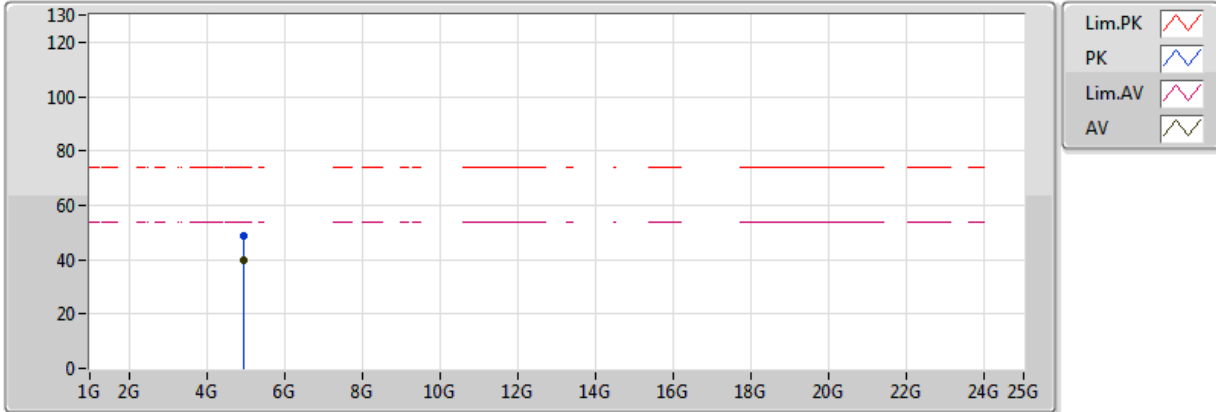
Type	Freq (Hz)	Level (dBuV/m)	Limit (dBuV/m)	Margin (dB)	Factor (dB)	Dist (m)	Condition	Azimuth (°)	Height (m)	Comments
AV	2.48G	100.04	Inf	-Inf	33.19	3	Horizontal	190	2.49	-
AV	2.483502G	50.39	54.00	-3.61	33.19	3	Horizontal	190	2.49	-
PK	2.48G	104.32	Inf	-Inf	33.19	3	Horizontal	190	2.49	-
PK	2.483502G	58.83	74.00	-15.17	33.19	3	Horizontal	190	2.49	-



BT-EDR(3Mbps)

2480MHz_TX

21/04/2018



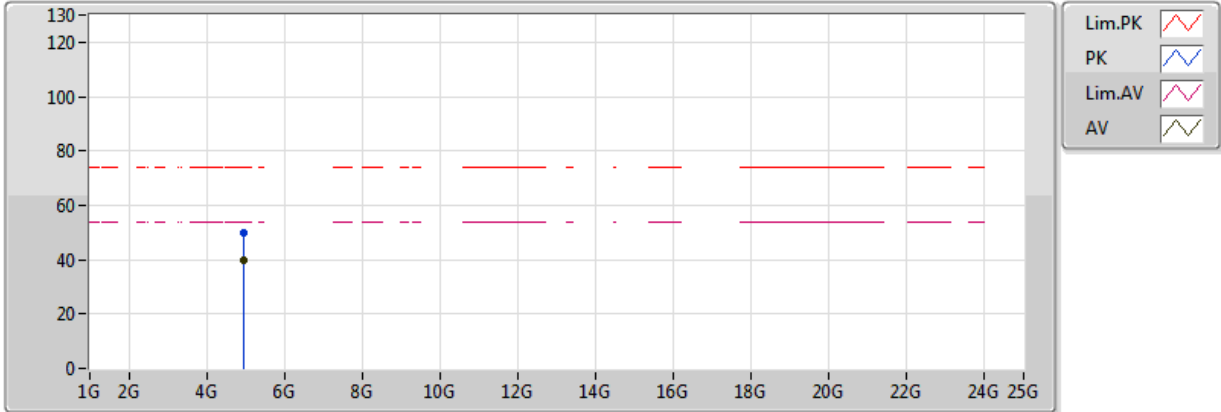
EUT_Z_1TX(ANT2)
 Setting 30
 04-L-2
 FSP(100142)
 Fixed ANT2 Sample

Type	Freq (Hz)	Level (dBuV/m)	Limit (dBuV/m)	Margin (dB)	Factor (dB)	Dist (m)	Condition	Azimuth (°)	Height (m)	Comments
AV	4.95832G	39.76	54.00	-14.24	6.26	3	Vertical	160	1.04	-
PK	4.959G	49.01	74.00	-24.99	6.26	3	Vertical	160	1.04	-

BT-EDR(3Mbps)

2480MHz_TX

21/04/2018



EUT_Z_1TX(ANT2)
 Setting 30
 04-L-2
 FSP(100142)
 Fixed ANT2 Sample

Type	Freq (Hz)	Level (dBuV/m)	Limit (dBuV/m)	Margin (dB)	Factor (dB)	Dist (m)	Condition	Azimuth (°)	Height (m)	Comments
AV	4.96112G	39.61	54.00	-14.39	6.27	3	Horizontal	138	1.00	-
PK	4.96062G	49.76	74.00	-24.24	6.27	3	Horizontal	138	1.00	-



RSE TX above 1GHz Result

Appendix B.2

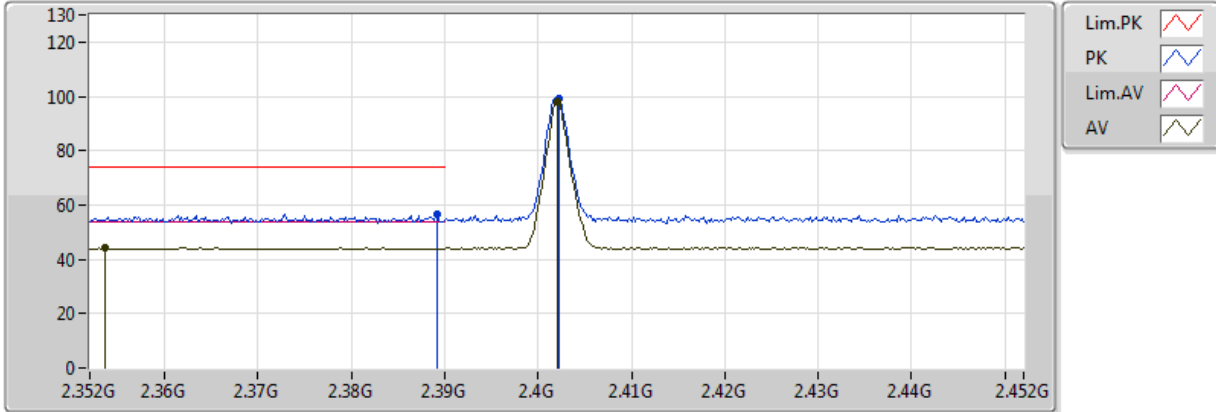
Test Mode: Mode 4 Summary

Mode	Result	Type	Freq (Hz)	Level (dBuV/m)	Limit (dBuV/m)	Margin (dB)	Factor (dB)	Dist (m)	Condition	Azimuth (°)	Height (m)	Comments
2.4-2.4835GHz	-	-	-	-	-	-	-	-	-	-	-	-
BT-EDR(3Mbps)	Pass	AV	2.483502G	47.81	54.00	-6.19	32.42	3	Vertical	347	1.15	-

BT-BR(1Mbps)

2402MHz_TX

14/04/2018



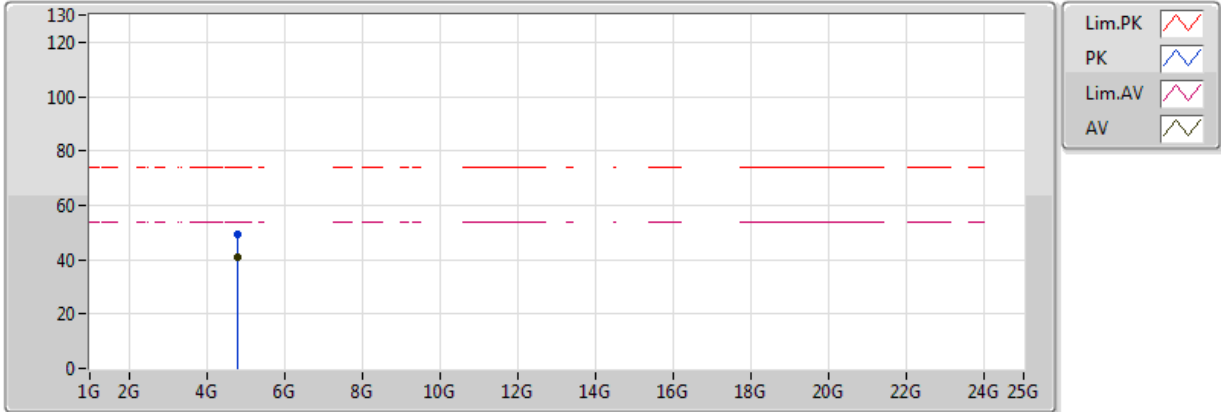
EUT_Z_1TX(ANT 1)
 Setting 30
 03-W-3
 FSP(100019)
 Diversity Sample

Type	Freq (Hz)	Level (dBuV/m)	Limit (dBuV/m)	Margin (dB)	Factor (dB)	Dist (m)	Condition	Azimuth (°)	Height (m)	Comments
AV	2.3536G	44.25	54.00	-9.75	32.02	3	Vertical	47	1.28	-
AV	2.402G	98.34	Inf	-Inf	32.17	3	Vertical	47	1.28	-
PK	2.3892G	56.47	74.00	-17.53	32.13	3	Vertical	47	1.28	-
PK	2.4022G	99.20	Inf	-Inf	32.17	3	Vertical	47	1.28	-

BT-BR(1Mbps)

2402MHz_TX

14/04/2018



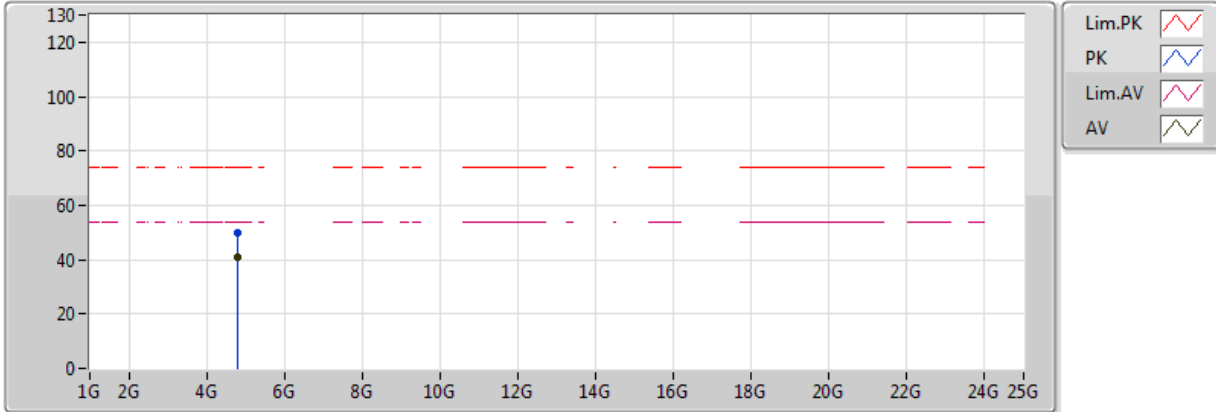
EUT_Z_1TX(ANT 1)
 Setting 30
 03-W-3
 FSP(100019)
 Diversity Sample

Type	Freq (Hz)	Level (dBuV/m)	Limit (dBuV/m)	Margin (dB)	Factor (dB)	Dist (m)	Condition	Azimuth (°)	Height (m)	Comments
AV	4.804012G	40.80	54.00	-13.20	4.83	3	Vertical	51	1.02	-
PK	4.804284G	49.40	74.00	-24.60	4.83	3	Vertical	51	1.02	-

BT-BR(1Mbps)

2402MHz_TX

14/04/2018



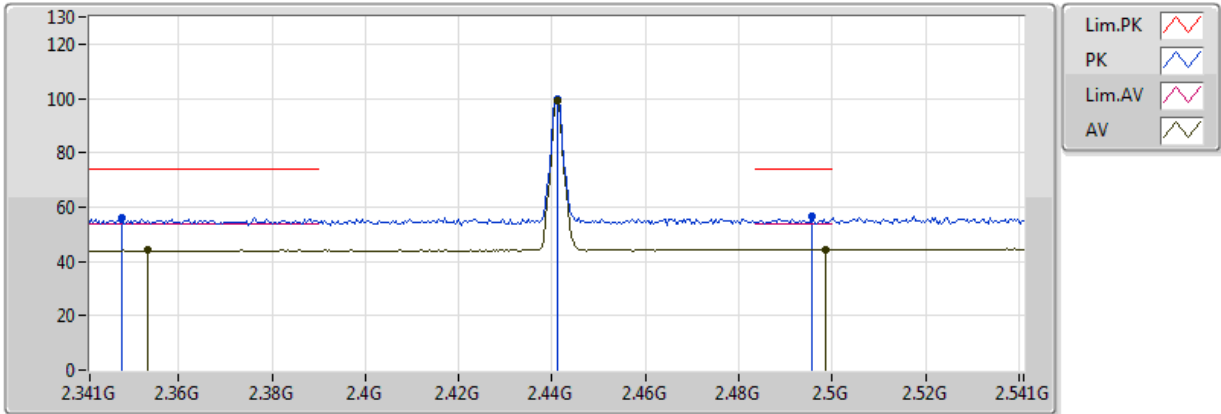
EUT_Z_1TX(ANT 1)
 Setting 30
 03-W-3
 FSP(100019)
 Diversity Sample

Type	Freq (Hz)	Level (dBuV/m)	Limit (dBuV/m)	Margin (dB)	Factor (dB)	Dist (m)	Condition	Azimuth (°)	Height (m)	Comments
AV	4.80402G	40.78	54.00	-13.22	4.83	3	Horizontal	34	2.63	-
PK	4.804068G	49.81	74.00	-24.19	4.83	3	Horizontal	34	2.63	-

BT-BR(1Mbps)

2441MHz_TX

14/04/2018



EUT_Z_1TX(ANT 1)
 Setting 30
 03-W-3
 FSP(100019)
 Diversity Sample

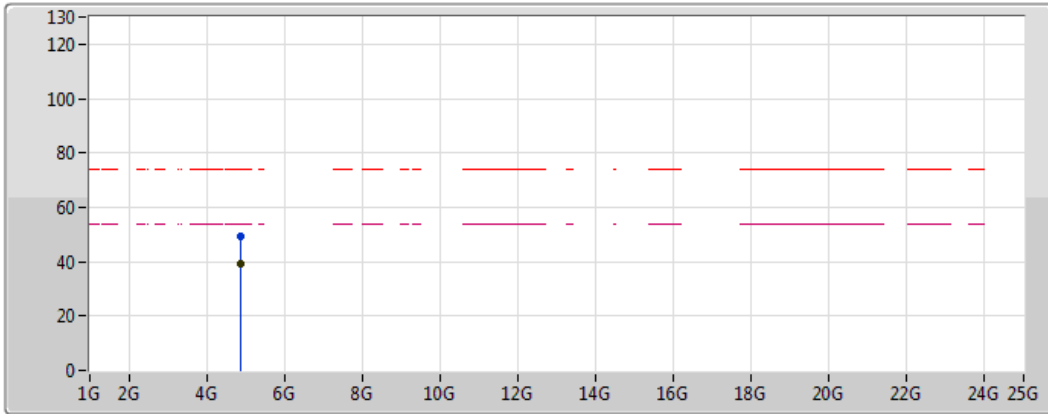
Type	Freq (Hz)	Level (dBuV/m)	Limit (dBuV/m)	Margin (dB)	Factor (dB)	Dist (m)	Condition	Azimuth (°)	Height (m)	Comments
AV	2.3534G	44.05	54.00	-9.95	32.02	3	Vertical	345	1.02	-
AV	2.441G	99.01	Inf	-Inf	32.28	3	Vertical	345	1.02	-
AV	2.4986G	44.48	54.00	-9.52	32.46	3	Vertical	345	1.02	-
PK	2.3478G	56.13	74.00	-17.87	32.00	3	Vertical	345	1.02	-
PK	2.441G	99.87	Inf	-Inf	32.28	3	Vertical	345	1.02	-
PK	2.4958G	56.53	74.00	-17.47	32.45	3	Vertical	345	1.02	-



BT-BR(1Mbps)

2441MHz_TX

14/04/2018



Legend:

- Lim.PK (Red dashed line)
- PK (Blue line with dot)
- Lim.AV (Pink dashed line)
- AV (Green line with dot)

EUT_Z_1TX(ANT 1)
 Setting 30
 03-W-3
 FSP(100019)
 Diversity Sample

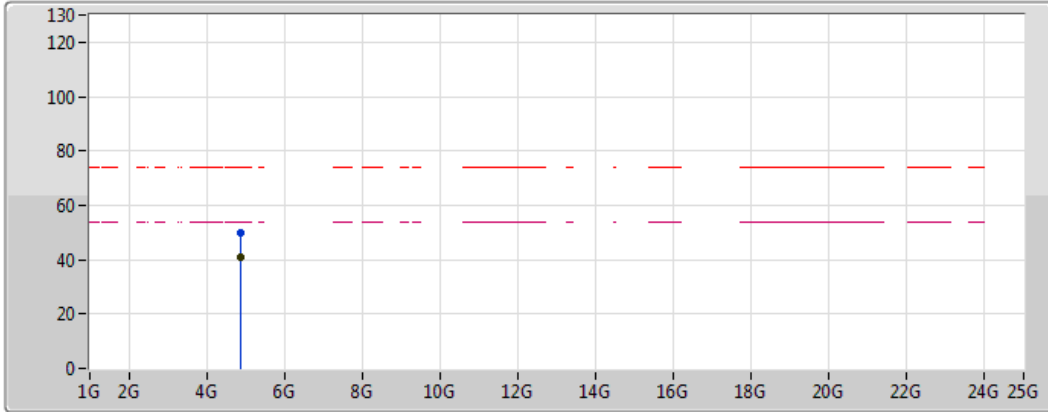
Type	Freq (Hz)	Level (dBuV/m)	Limit (dBuV/m)	Margin (dB)	Factor (dB)	Dist (m)	Condition	Azimuth (°)	Height (m)	Comments
AV	4.881996G	39.32	54.00	-14.68	4.92	3	Vertical	51	1.15	-
PK	4.881544G	49.17	74.00	-24.83	4.92	3	Vertical	51	1.15	-



BT-BR(1Mbps)

2441MHz_TX

14/04/2018



Legend:

- Lim.PK
- PK
- Lim.AV
- AV

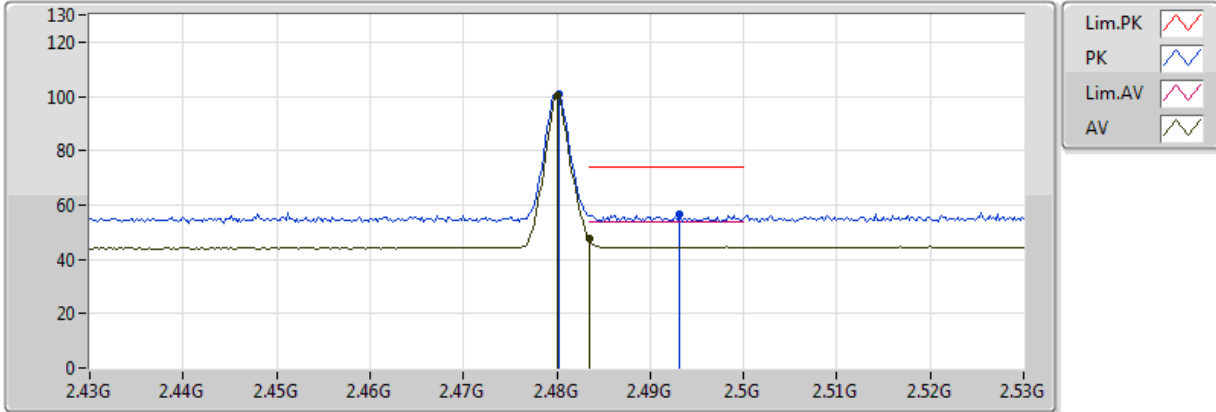
EUT_Z_1TX(ANT 1)
 Setting 30
 03-W-3
 FSP(100019)
 Diversity Sample

Type	Freq (Hz)	Level (dBuV/m)	Limit (dBuV/m)	Margin (dB)	Factor (dB)	Dist (m)	Condition	Azimuth (°)	Height (m)	Comments
AV	4.881952G	40.96	54.00	-13.04	4.92	3	Horizontal	33	2.89	-
PK	4.882264G	49.65	74.00	-24.35	4.92	3	Horizontal	33	2.89	-

BT-BR(1Mbps)

2480MHz_TX

14/04/2018



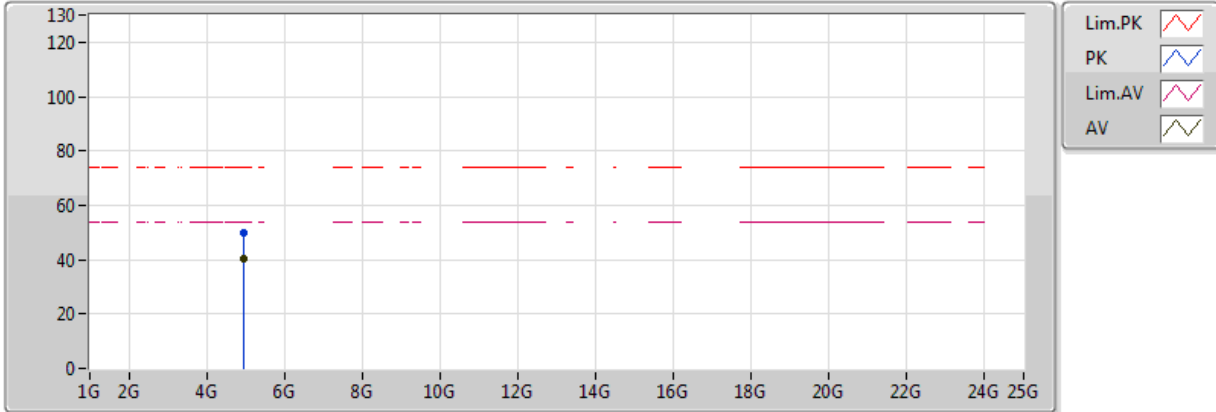
EUT_Z_1TX(ANT 1)
 Setting 29
 03-W-3
 FSP(100019)
 Diversity Sample

Type	Freq (Hz)	Level (dBuV/m)	Limit (dBuV/m)	Margin (dB)	Factor (dB)	Dist (m)	Condition	Azimuth (°)	Height (m)	Comments
AV	2.48G	100.07	Inf	-Inf	32.40	3	Vertical	346	1.14	-
AV	2.483502G	47.61	54.00	-6.39	32.42	3	Vertical	346	1.14	-
PK	2.4802G	100.97	Inf	-Inf	32.40	3	Vertical	346	1.14	-
PK	2.4932G	56.37	74.00	-17.63	32.44	3	Vertical	346	1.14	-

BT-BR(1Mbps)

2480MHz_TX

14/04/2018



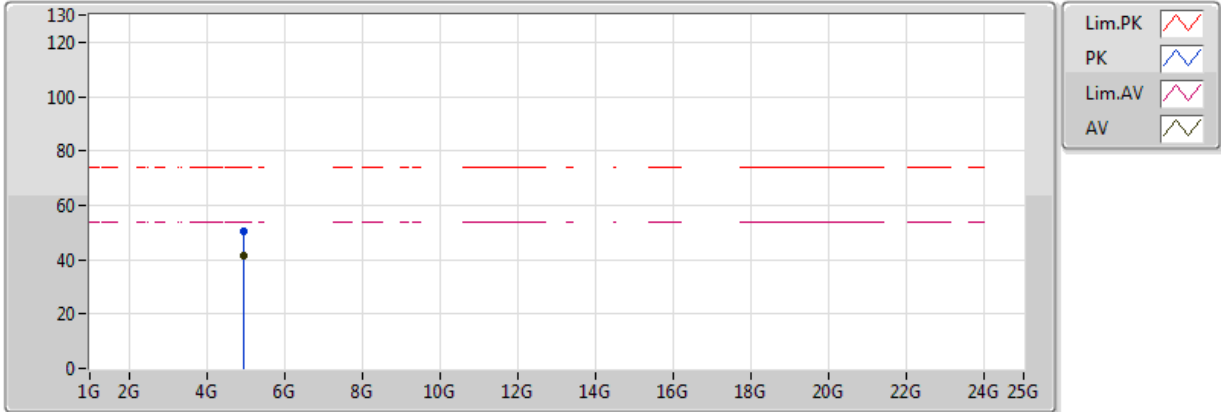
EUT_Z_1TX(ANT 1)
 Setting 29
 03-W-3
 FSP(100019)
 Diversity Sample

Type	Freq (Hz)	Level (dBuV/m)	Limit (dBuV/m)	Margin (dB)	Factor (dB)	Dist (m)	Condition	Azimuth (°)	Height (m)	Comments
AV	4.95944G	40.21	54.00	-13.79	5.03	3	Vertical	245	1.08	-
PK	4.959688G	49.64	74.00	-24.36	5.03	3	Vertical	245	1.08	-

BT-BR(1Mbps)

2480MHz_TX

14/04/2018



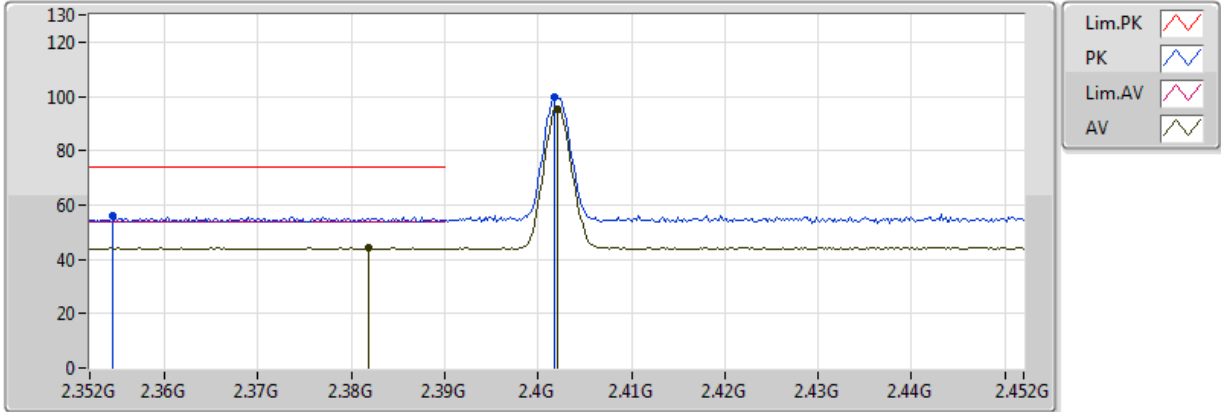
EUT_Z_1TX(ANT 1)
 Setting 29
 03-W-3
 FSP(100019)
 Diversity Sample

Type	Freq (Hz)	Level (dBuV/m)	Limit (dBuV/m)	Margin (dB)	Factor (dB)	Dist (m)	Condition	Azimuth (°)	Height (m)	Comments
AV	4.959988G	41.61	54.00	-12.39	5.03	3	Horizontal	37	2.55	-
PK	4.960316G	50.20	74.00	-23.80	5.03	3	Horizontal	37	2.55	-

BT-EDR(3Mbps)

2402MHz_TX

14/04/2018



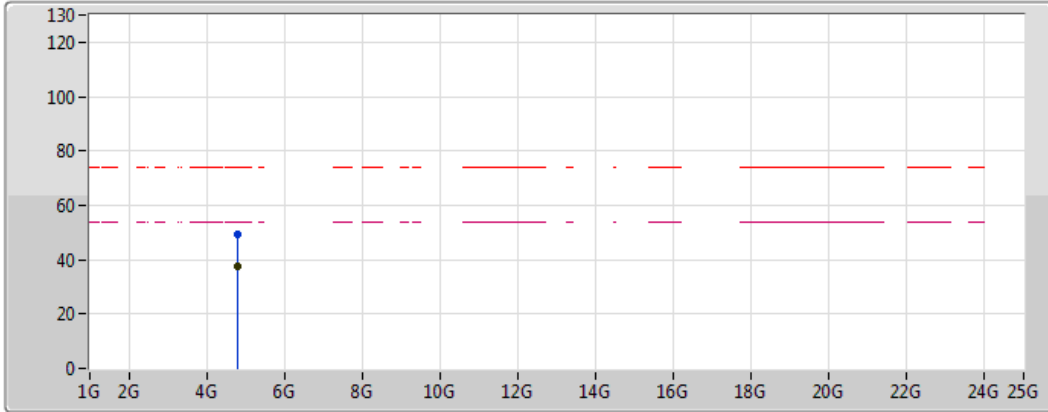
EUT_Z_1TX(ANT 1)
 Setting 30
 03-W-3
 FSP(100019)
 Diversity Sample

Type	Freq (Hz)	Level (dBuV/m)	Limit (dBuV/m)	Margin (dB)	Factor (dB)	Dist (m)	Condition	Azimuth (°)	Height (m)	Comments
AV	2.3818G	44.13	54.00	-9.87	32.10	3	Vertical	47	1.13	-
AV	2.402G	95.30	Inf	-Inf	32.17	3	Vertical	47	1.13	-
PK	2.3544G	56.01	74.00	-17.99	32.02	3	Vertical	47	1.13	-
PK	2.4018G	99.48	Inf	-Inf	32.17	3	Vertical	47	1.13	-

BT-EDR(3Mbps)

2402MHz_TX

14/04/2018



Legend:

- Lim.PK (Red dashed line)
- PK (Blue solid line)
- Lim.AV (Magenta dashed line)
- AV (Green solid line)

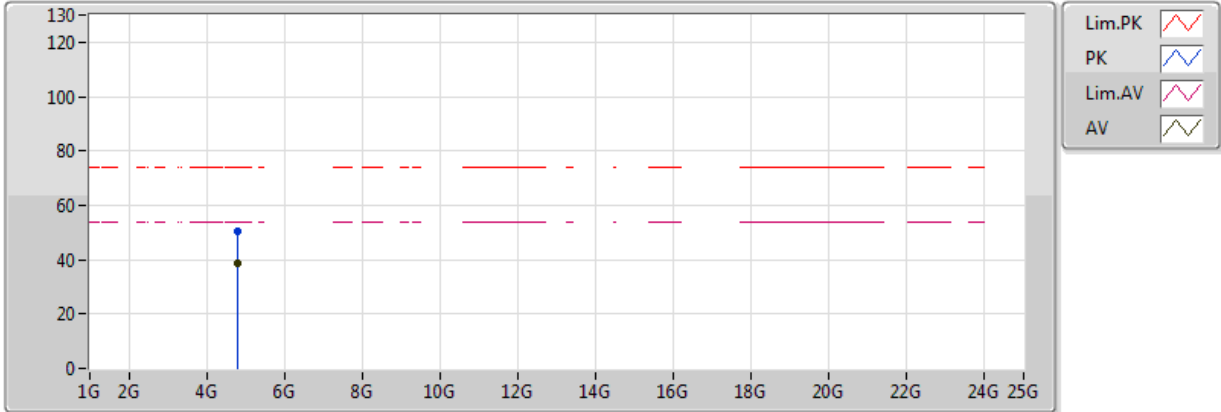
EUT_Z_1TX(ANT 1)
 Setting 30
 03-W-3
 FSP(100019)
 Diversity Sample

Type	Freq (Hz)	Level (dBuV/m)	Limit (dBuV/m)	Margin (dB)	Factor (dB)	Dist (m)	Condition	Azimuth (°)	Height (m)	Comments
AV	4.803888G	37.66	54.00	-16.34	4.83	3	Vertical	45	1.00	-
PK	4.804104G	49.12	74.00	-24.88	4.83	3	Vertical	45	1.00	-

BT-EDR(3Mbps)

2402MHz_TX

14/04/2018



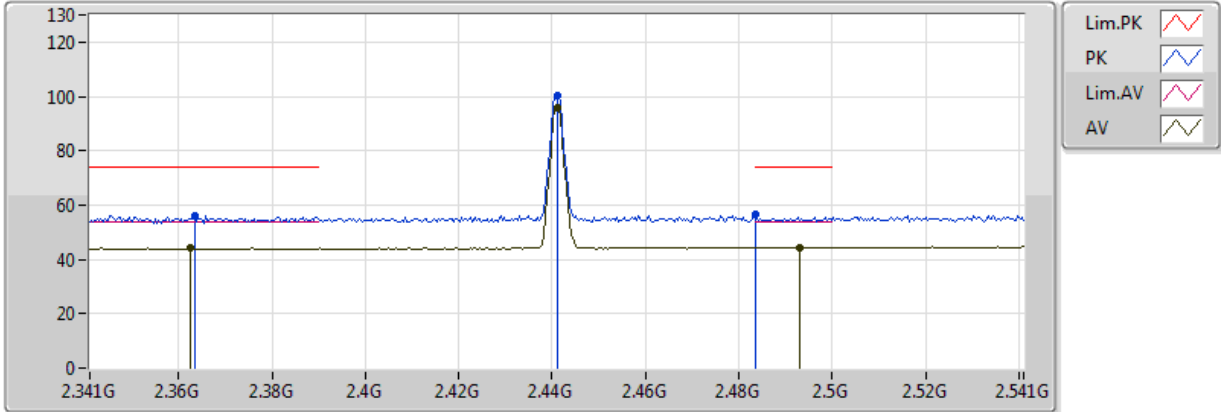
EUT_Z_1TX(ANT 1)
 Setting 30
 03-W-3
 FSP(100019)
 Diversity Sample

Type	Freq (Hz)	Level (dBuV/m)	Limit (dBuV/m)	Margin (dB)	Factor (dB)	Dist (m)	Condition	Azimuth (°)	Height (m)	Comments
AV	4.80406G	38.94	54.00	-15.06	4.83	3	Horizontal	26	2.96	-
PK	4.803928G	50.31	74.00	-23.69	4.83	3	Horizontal	26	2.96	-

BT-EDR(3Mbps)

2441MHz_TX

14/04/2018



EUT_Z_1TX(ANT 1)
 Setting 29
 03-W-3
 FSP(100019)
 Diversity Sample

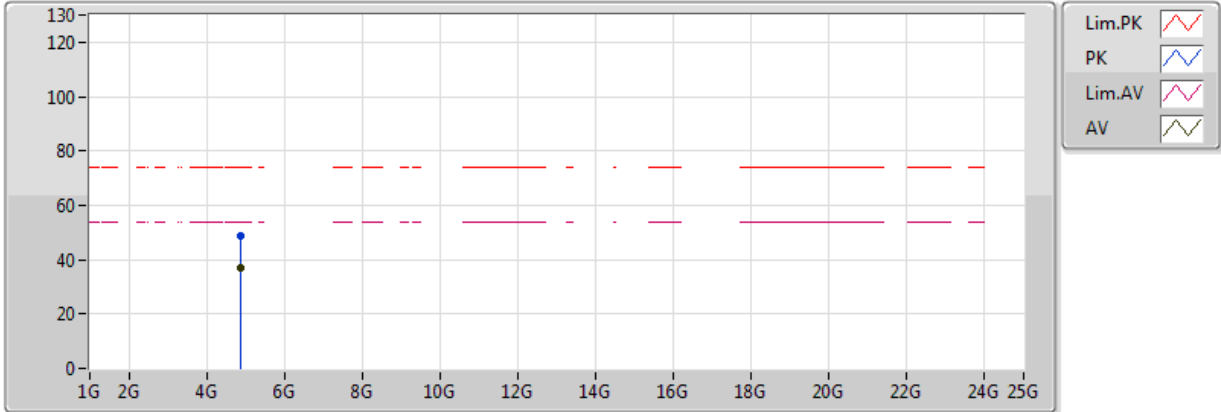
Type	Freq (Hz)	Level (dBuV/m)	Limit (dBuV/m)	Margin (dB)	Factor (dB)	Dist (m)	Condition	Azimuth (°)	Height (m)	Comments
AV	2.3626G	44.05	54.00	-9.95	32.05	3	Vertical	346	1.21	-
AV	2.441G	96.01	Inf	-Inf	32.28	3	Vertical	346	1.21	-
AV	2.493G	44.48	54.00	-9.52	32.44	3	Vertical	346	1.21	-
PK	2.3634G	55.99	74.00	-18.01	32.05	3	Vertical	346	1.21	-
PK	2.441G	100.17	Inf	-Inf	32.28	3	Vertical	346	1.21	-
PK	2.483502G	56.48	74.00	-17.52	32.42	3	Vertical	346	1.21	-



BT-EDR(3Mbps)

2441MHz_TX

14/04/2018



EUT_Z_1TX(ANT 1)
 Setting 29
 03-W-3
 FSP(100019)
 Diversity Sample

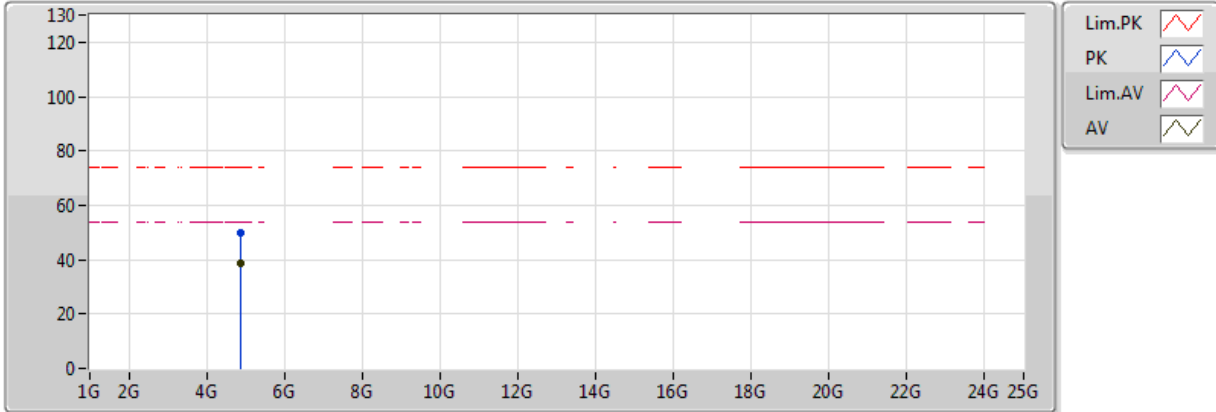
Type	Freq (Hz)	Level (dBuV/m)	Limit (dBuV/m)	Margin (dB)	Factor (dB)	Dist (m)	Condition	Azimuth (°)	Height (m)	Comments
AV	4.882068G	37.05	54.00	-16.95	4.92	3	Vertical	50	1.22	-
PK	4.881884G	48.74	74.00	-25.26	4.92	3	Vertical	50	1.22	-



BT-EDR(3Mbps)

2441MHz_TX

14/04/2018



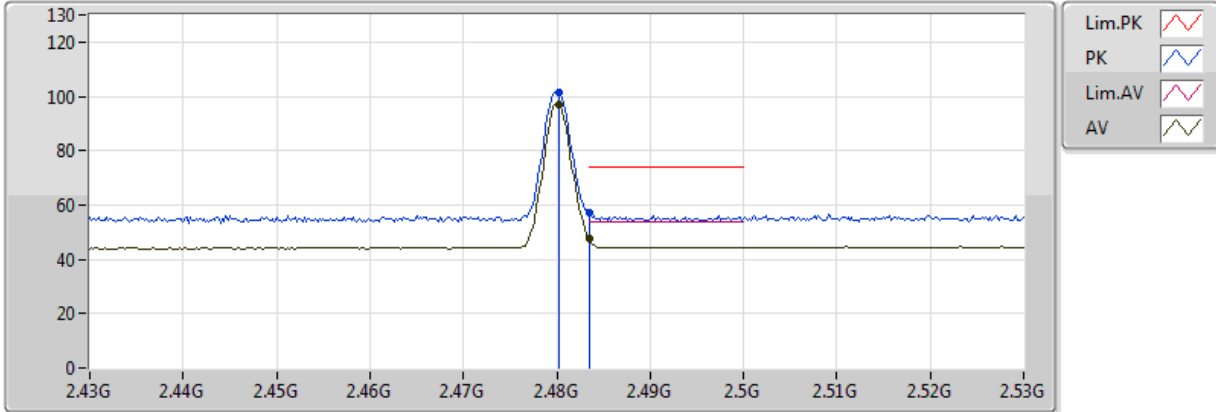
EUT_Z_1TX(ANT 1)
 Setting 29
 03-W-3
 FSP(100019)
 Diversity Sample

Type	Freq (Hz)	Level (dBuV/m)	Limit (dBuV/m)	Margin (dB)	Factor (dB)	Dist (m)	Condition	Azimuth (°)	Height (m)	Comments
AV	4.881992G	38.50	54.00	-15.50	4.92	3	Horizontal	33	2.89	-
PK	4.881816G	49.65	74.00	-24.35	4.92	3	Horizontal	33	2.89	-

BT-EDR(3Mbps)

2480MHz_TX

14/04/2018



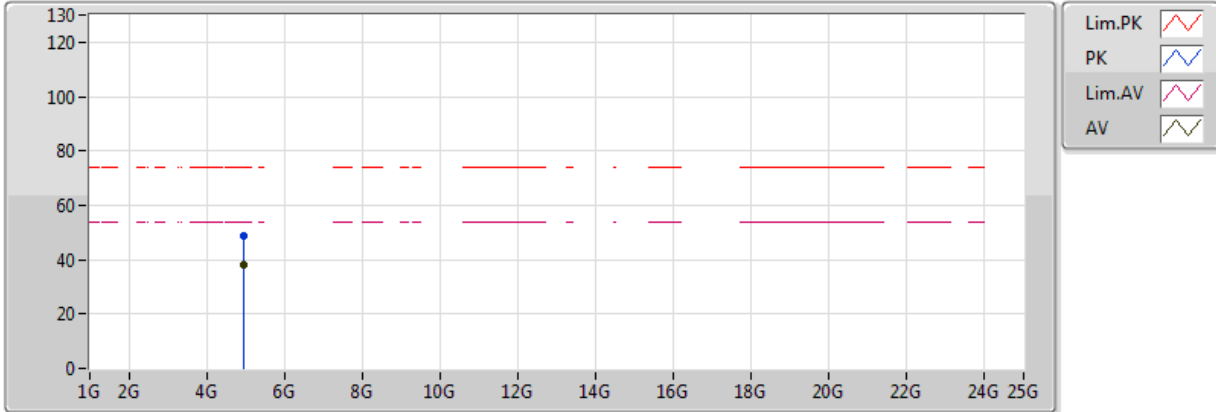
EUT_Z_1TX(ANT 1)
 Setting 29
 03-W-3
 FSP(100019)
 Diversity Sample

Type	Freq (Hz)	Level (dBuV/m)	Limit (dBuV/m)	Margin (dB)	Factor (dB)	Dist (m)	Condition	Azimuth (°)	Height (m)	Comments
AV	2.4802G	97.15	Inf	-Inf	32.40	3	Vertical	347	1.15	-
AV	2.483502G	47.81	54.00	-6.19	32.42	3	Vertical	347	1.15	-
PK	2.4802G	101.36	Inf	-Inf	32.40	3	Vertical	347	1.15	-
PK	2.483502G	57.33	74.00	-16.67	32.42	3	Vertical	347	1.15	-

BT-EDR(3Mbps)

2480MHz_TX

14/04/2018



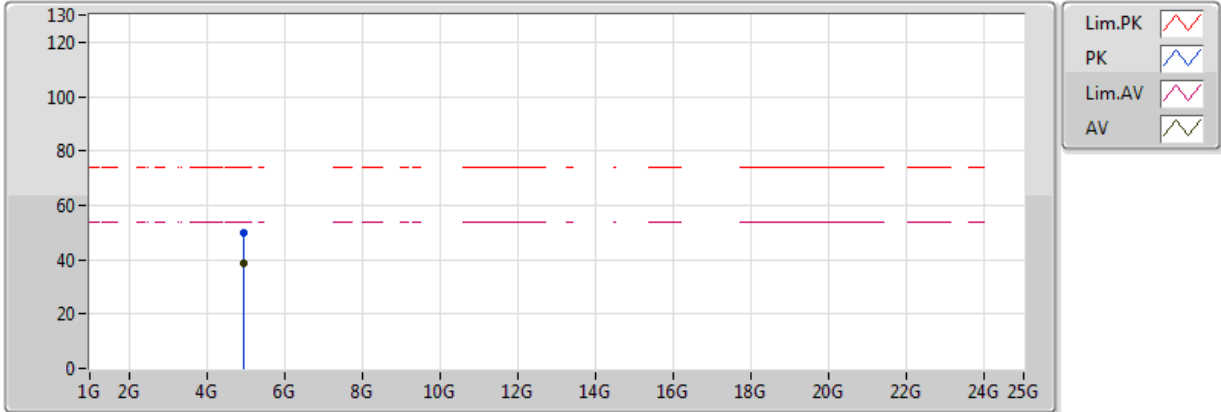
EUT_Z_1TX(ANT 1)
 Setting 29
 03-W-3
 FSP(100019)
 Diversity Sample

Type	Freq (Hz)	Level (dBuV/m)	Limit (dBuV/m)	Margin (dB)	Factor (dB)	Dist (m)	Condition	Azimuth (°)	Height (m)	Comments
PK	4.959944G	48.99	74.00	-25.01	5.03	3	Vertical	246	1.32	-
AV	4.959964G	38.05	54.00	-15.95	5.03	3	Vertical	246	1.32	-

BT-EDR(3Mbps)

2480MHz_TX

14/04/2018



EUT_Z_1TX(ANT 1)
 Setting 29
 03-W-3
 FSP(100019)
 Diversity Sample

Type	Freq (Hz)	Level (dBuV/m)	Limit (dBuV/m)	Margin (dB)	Factor (dB)	Dist (m)	Condition	Azimuth (°)	Height (m)	Comments
PK	4.959708G	49.99	74.00	-24.01	5.03	3	Horizontal	31	2.56	-
AV	4.959912G	38.93	54.00	-15.07	5.03	3	Horizontal	31	2.56	-



RSE TX above 1GHz Result

Appendix B.2

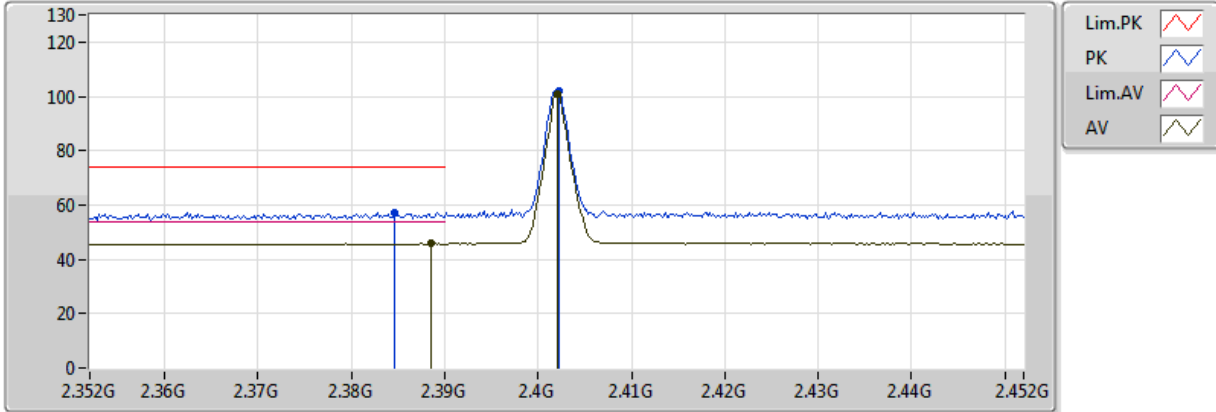
Test Mode: Mode 5 Summary

Mode	Result	Type	Freq (Hz)	Level (dBuV/m)	Limit (dBuV/m)	Margin (dB)	Factor (dB)	Dist (m)	Condition	Azimuth (°)	Height (m)	Comments
2.4-2.4835GHz	-	-	-	-	-	-	-	-	-	-	-	-
BT-EDR(3Mbps)	Pass	AV	2.483502G	50.35	54.00	-3.65	33.19	3	Vertical	293	1.02	-

BT-BR(1Mbps)

2402MHz_TX

20/04/2018



EUT_Z_1TX(ANT1)
 Setting 29
 04-L-2
 FSP(100142)
 Fixed ANT1 Sample

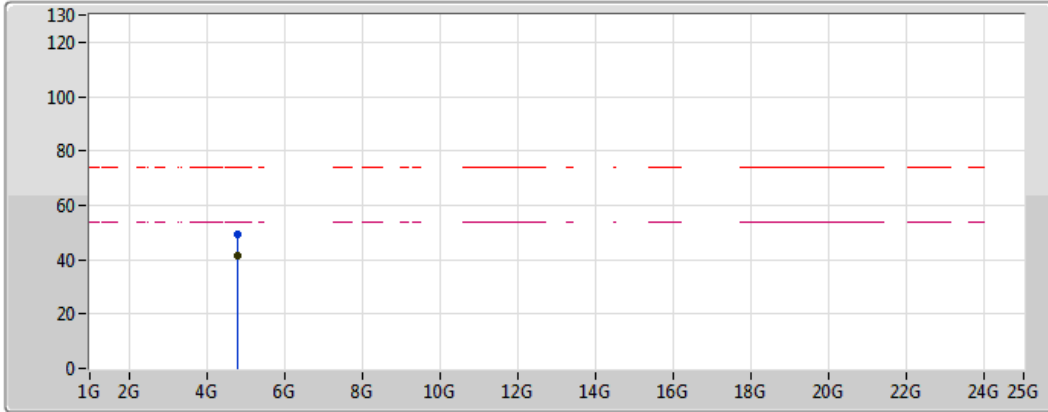
Type	Freq (Hz)	Level (dBuV/m)	Limit (dBuV/m)	Margin (dB)	Factor (dB)	Dist (m)	Condition	Azimuth (°)	Height (m)	Comments
AV	2.3886G	45.75	54.00	-8.25	33.16	3	Vertical	294	1.23	-
AV	2.402G	100.96	Inf	-Inf	33.17	3	Vertical	294	1.23	-
PK	2.3846G	57.21	74.00	-16.79	33.16	3	Vertical	294	1.23	-
PK	2.4022G	101.85	Inf	-Inf	33.17	3	Vertical	294	1.23	-



BT-BR(1Mbps)

2402MHz_TX

20/04/2018



Legend:

- Lim.PK
- PK
- Lim.AV
- AV

EUT_Z_1TX(ANT1)
 Setting 29
 04-L-2
 FSP(100142)
 Fixed ANT1 Sample

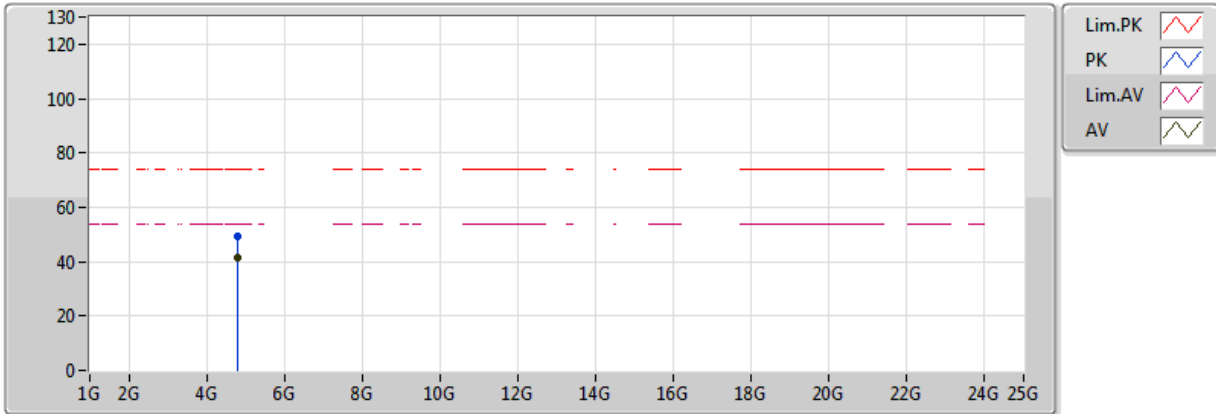
Type	Freq (Hz)	Level (dBuV/m)	Limit (dBuV/m)	Margin (dB)	Factor (dB)	Dist (m)	Condition	Azimuth (°)	Height (m)	Comments
AV	4.80334G	41.58	54.00	-12.42	5.93	3	Vertical	213	1.02	-
PK	4.80556G	49.09	74.00	-24.91	5.93	3	Vertical	213	1.02	-



BT-BR(1Mbps)

2402MHz_TX

20/04/2018



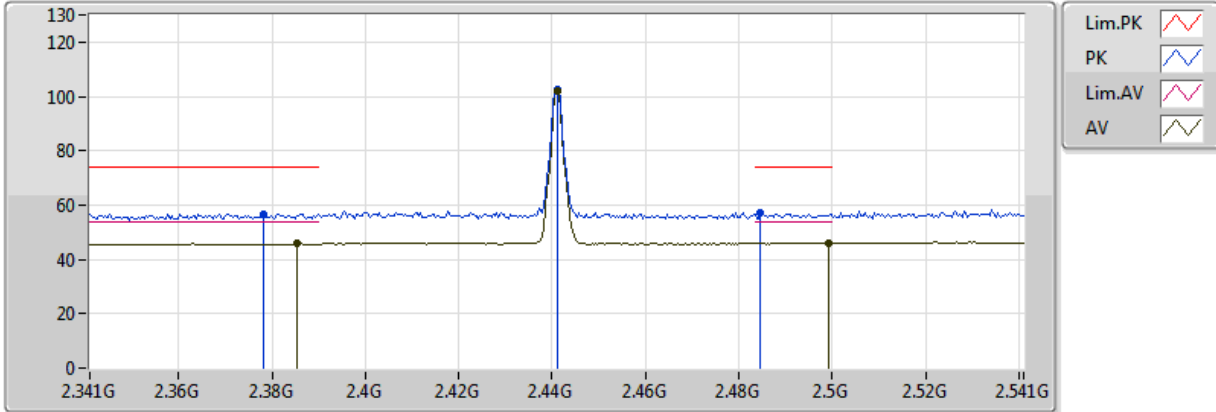
EUT_Z_1TX(ANT1)
 Setting 29
 04-L-2
 FSP(100142)
 Fixed ANT1 Sample

Type	Freq (Hz)	Level (dBuV/m)	Limit (dBuV/m)	Margin (dB)	Factor (dB)	Dist (m)	Condition	Azimuth (°)	Height (m)	Comments
AV	4.80562G	41.45	54.00	-12.55	5.93	3	Horizontal	55	1.81	-
PK	4.80201G	49.30	74.00	-24.70	5.92	3	Horizontal	55	1.81	-

BT-BR(1Mbps)

2441MHz_TX

20/04/2018



EUT_Z_1TX(ANT1)
 Setting 29
 04-L-2
 FSP(100142)
 Fixed ANT1 Sample

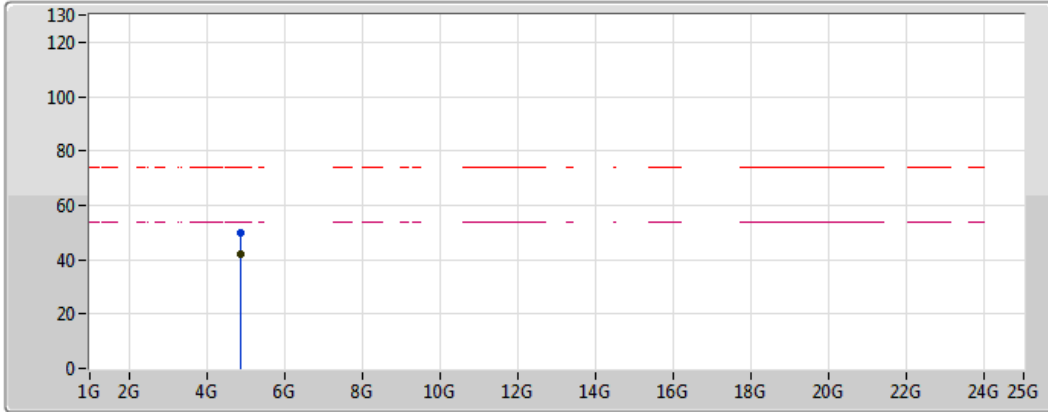
Type	Freq (Hz)	Level (dBuV/m)	Limit (dBuV/m)	Margin (dB)	Factor (dB)	Dist (m)	Condition	Azimuth (°)	Height (m)	Comments
AV	2.3854G	45.85	54.00	-8.15	33.16	3	Vertical	295	1.02	-
AV	2.441G	101.89	Inf	-Inf	33.18	3	Vertical	295	1.02	-
AV	2.4994G	46.05	54.00	-7.95	33.19	3	Vertical	295	1.02	-
PK	2.3782G	56.85	74.00	-17.15	33.16	3	Vertical	295	1.02	-
PK	2.441G	102.79	Inf	-Inf	33.18	3	Vertical	295	1.02	-
PK	2.4846G	57.06	74.00	-16.94	33.19	3	Vertical	295	1.02	-



BT-BR(1Mbps)

2441MHz_TX

20/04/2018



Legend:

- Lim.PK (Red dashed line)
- PK (Blue line)
- Lim.AV (Pink dashed line)
- AV (Green line)

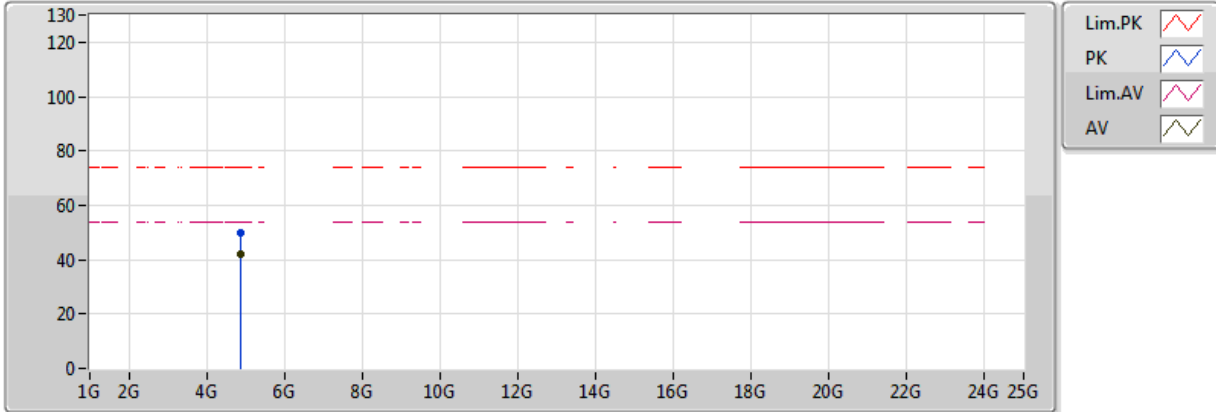
EUT_Z_1TX(ANT1)
 Setting 29
 04-L-2
 FSP(100142)
 Fixed ANT1 Sample

Type	Freq (Hz)	Level (dBuV/m)	Limit (dBuV/m)	Margin (dB)	Factor (dB)	Dist (m)	Condition	Azimuth (°)	Height (m)	Comments
AV	4.88337G	41.82	54.00	-12.18	6.10	3	Vertical	30	1.09	-
PK	4.88232G	49.89	74.00	-24.11	6.10	3	Vertical	30	1.09	-

BT-BR(1Mbps)

2441MHz_TX

20/04/2018



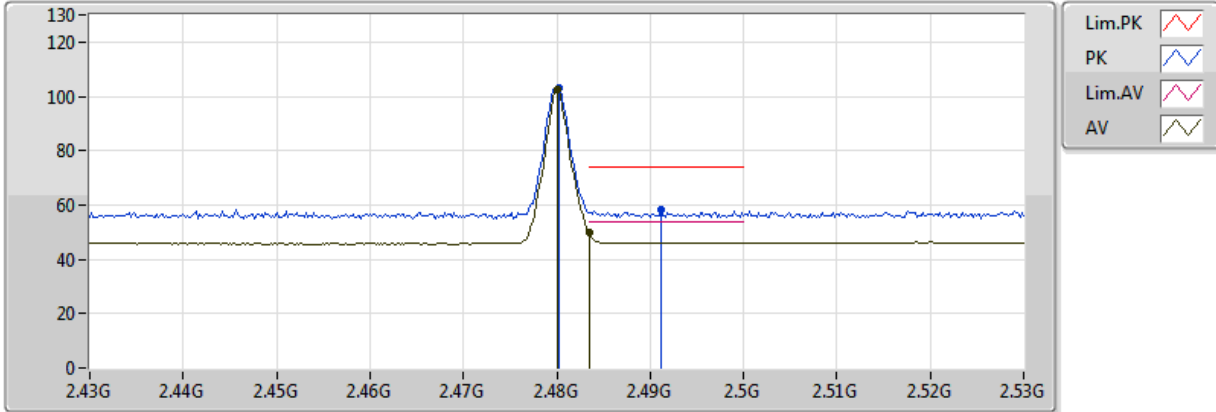
EUT_Z_1TX(ANT1)
 Setting 29
 04-L-2
 FSP(100142)
 Fixed ANT1 Sample

Type	Freq (Hz)	Level (dBuV/m)	Limit (dBuV/m)	Margin (dB)	Factor (dB)	Dist (m)	Condition	Azimuth (°)	Height (m)	Comments
AV	4.88009G	41.91	54.00	-12.09	6.10	3	Horizontal	235	2.23	-
PK	4.88131G	49.60	74.00	-24.40	6.10	3	Horizontal	235	2.23	-

BT-BR(1Mbps)

2480MHz_TX

20/04/2018



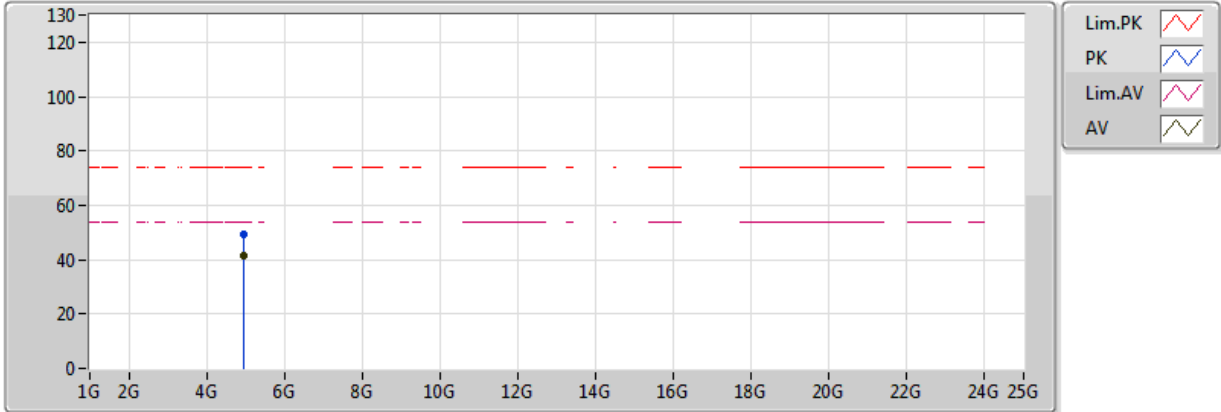
EUT_Z_1TX(ANT1)
 Setting 29
 04-L-2
 FSP(100142)
 Fixed ANT1 Sample

Type	Freq (Hz)	Level (dBuV/m)	Limit (dBuV/m)	Margin (dB)	Factor (dB)	Dist (m)	Condition	Azimuth (°)	Height (m)	Comments
AV	2.48G	102.33	Inf	-Inf	33.19	3	Vertical	296	1.01	-
AV	2.483502G	49.77	54.00	-4.23	33.19	3	Vertical	296	1.01	-
PK	2.4802G	103.38	Inf	-Inf	33.19	3	Vertical	296	1.01	-
PK	2.4912G	58.14	74.00	-15.86	33.19	3	Vertical	296	1.01	-

BT-BR(1Mbps)

2480MHz_TX

20/04/2018



EUT_Z_1TX(ANT1)
 Setting 29
 04-L-2
 FSP(100142)
 Fixed ANT1 Sample

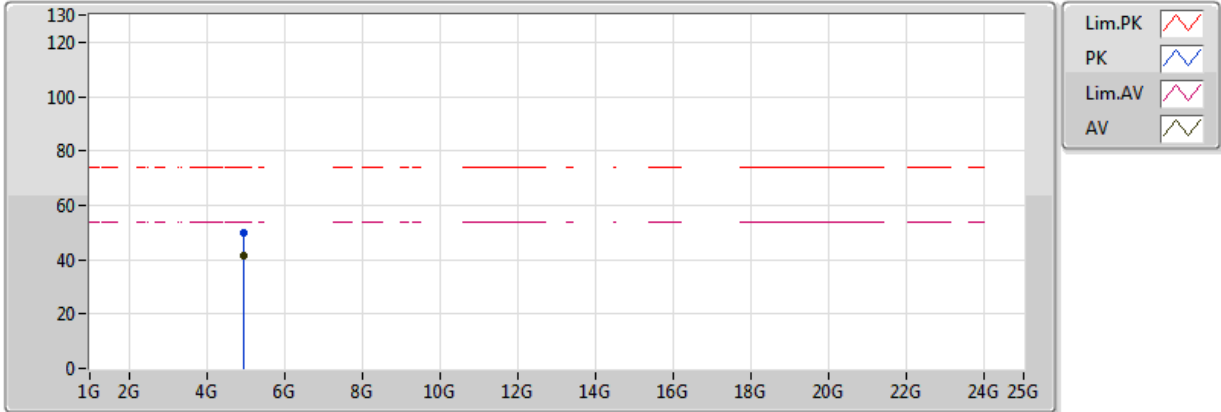
Type	Freq (Hz)	Level (dBuV/m)	Limit (dBuV/m)	Margin (dB)	Factor (dB)	Dist (m)	Condition	Azimuth (°)	Height (m)	Comments
AV	4.96033G	41.60	54.00	-12.40	6.27	3	Vertical	306	1.78	-
PK	4.96202G	49.25	74.00	-24.75	6.27	3	Vertical	306	1.78	-



BT-BR(1Mbps)

2480MHz_TX

20/04/2018



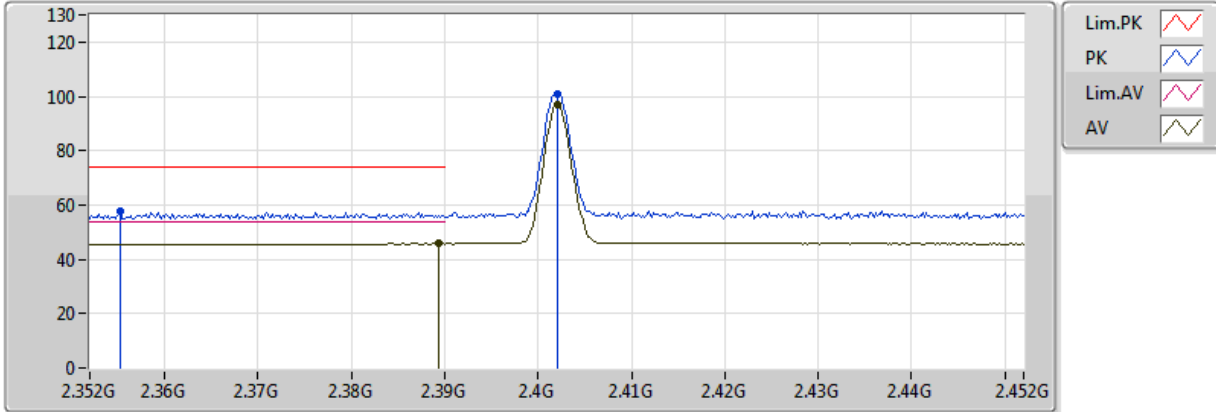
EUT_Z_1TX(ANT1)
 Setting 29
 04-L-2
 FSP(100142)
 Fixed ANT1 Sample

Type	Freq (Hz)	Level (dBuV/m)	Limit (dBuV/m)	Margin (dB)	Factor (dB)	Dist (m)	Condition	Azimuth (°)	Height (m)	Comments
AV	4.95804G	41.55	54.00	-12.45	6.26	3	Horizontal	338	2.06	-
PK	4.96004G	49.96	74.00	-24.04	6.27	3	Horizontal	338	2.06	-

BT-EDR(3Mbps)

2402MHz_TX

20/04/2018



EUT_Z_1TX(ANT1)
 Setting 30
 04-L-2
 FSP(100142)
 Fixed ANT1 Sample

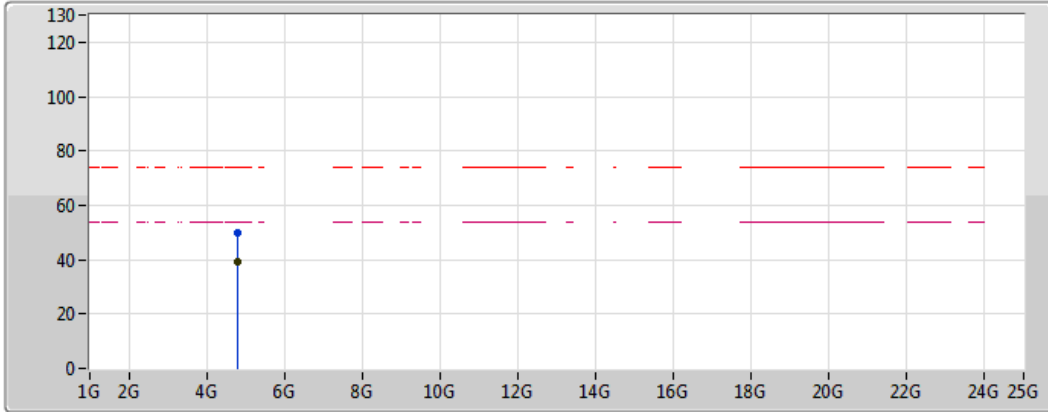
Type	Freq (Hz)	Level (dBuV/m)	Limit (dBuV/m)	Margin (dB)	Factor (dB)	Dist (m)	Condition	Azimuth (°)	Height (m)	Comments
AV	2.3894G	45.88	54.00	-8.12	33.16	3	Vertical	294	1.50	-
AV	2.402G	96.80	Inf	-Inf	33.17	3	Vertical	294	1.50	-
PK	2.3552G	57.57	74.00	-16.43	33.14	3	Vertical	294	1.50	-
PK	2.402G	101.03	Inf	-Inf	33.17	3	Vertical	294	1.50	-



BT-EDR(3Mbps)

2402MHz_TX

20/04/2018



Legend:

- Lim.PK
- PK
- Lim.AV
- AV

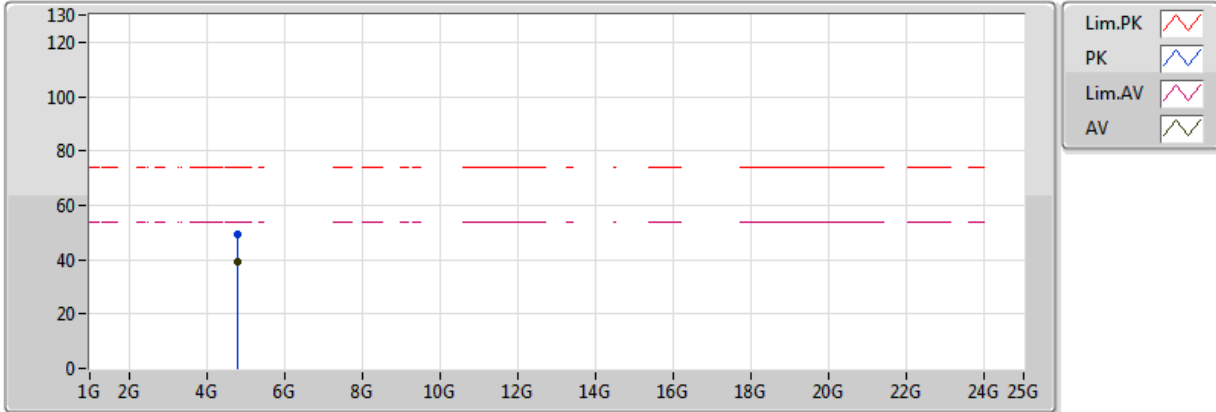
EUT_Z_1TX(ANT1)
 Setting 30
 04-L-2
 FSP(100142)
 Fixed ANT1 Sample

Type	Freq (Hz)	Level (dBuV/m)	Limit (dBuV/m)	Margin (dB)	Factor (dB)	Dist (m)	Condition	Azimuth (°)	Height (m)	Comments
AV	4.80461G	39.50	54.00	-14.50	5.93	3	Vertical	129	2.45	-
PK	4.80466G	49.75	74.00	-24.25	5.93	3	Vertical	129	2.45	-

BT-EDR(3Mbps)

2402MHz_TX

20/04/2018



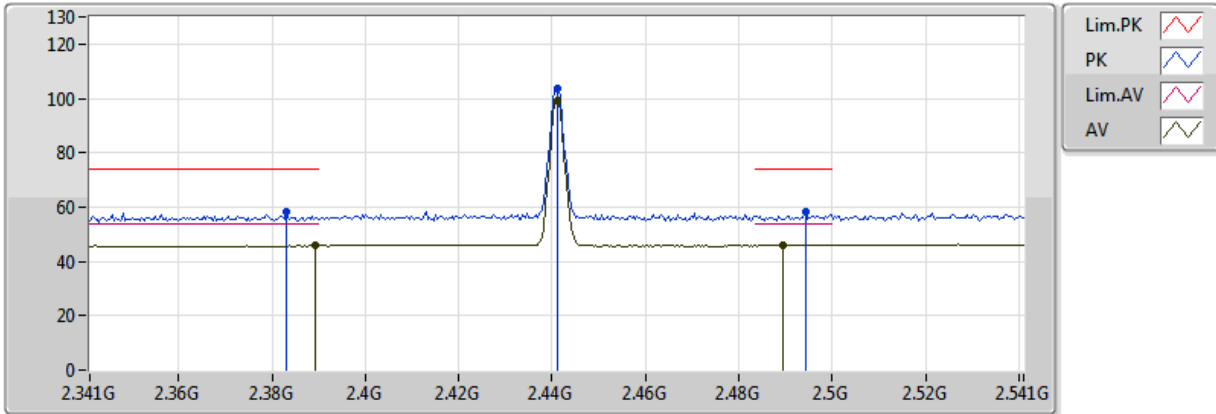
EUT_Z_1TX(ANT1)
 Setting 30
 04-L-2
 FSP(100142)
 Fixed ANT1 Sample

Type	Freq (Hz)	Level (dBuV/m)	Limit (dBuV/m)	Margin (dB)	Factor (dB)	Dist (m)	Condition	Azimuth (°)	Height (m)	Comments
AV	4.8025G	39.48	54.00	-14.52	5.93	3	Horizontal	269	1.99	-
PK	4.80158G	49.43	74.00	-24.57	5.92	3	Horizontal	269	1.99	-

BT-EDR(3Mbps)

2441MHz_TX

20/04/2018



EUT_Z_1TX(ANT1)
 Setting 30
 04-L-2
 FSP(100142)
 Fixed ANT1 Sample

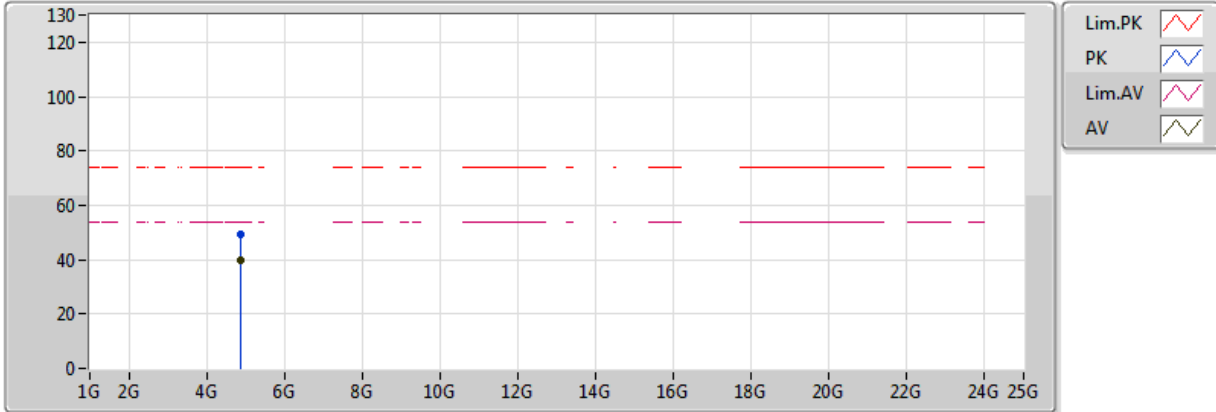
Type	Freq (Hz)	Level (dBuV/m)	Limit (dBuV/m)	Margin (dB)	Factor (dB)	Dist (m)	Condition	Azimuth (°)	Height (m)	Comments
AV	2.3894G	45.76	54.00	-8.24	33.16	3	Vertical	295	1.02	-
AV	2.441G	99.14	Inf	-Inf	33.18	3	Vertical	295	1.02	-
AV	2.4894G	46.01	54.00	-7.99	33.19	3	Vertical	295	1.02	-
PK	2.383G	58.07	74.00	-15.93	33.16	3	Vertical	295	1.02	-
PK	2.441G	103.41	Inf	-Inf	33.18	3	Vertical	295	1.02	-
PK	2.4942G	58.16	74.00	-15.84	33.19	3	Vertical	295	1.02	-



BT-EDR(3Mbps)

2441MHz_TX

20/04/2018



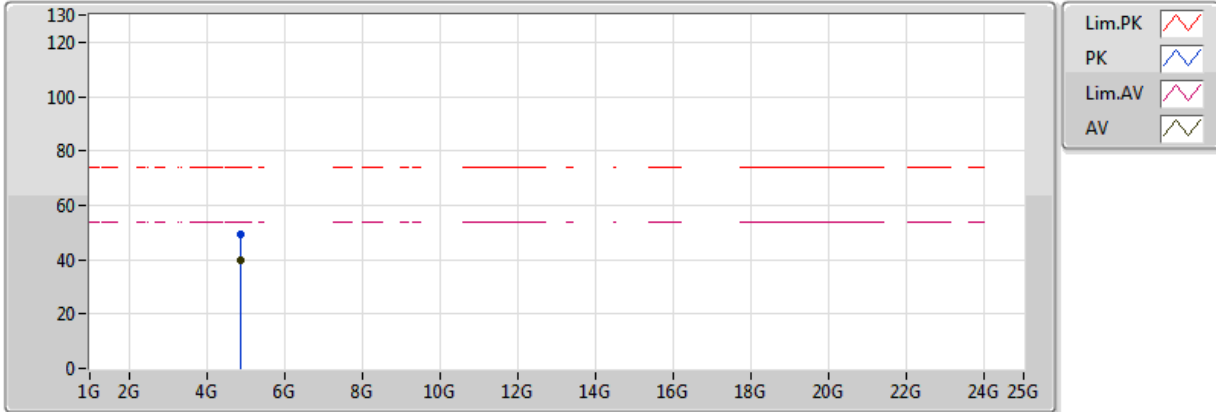
EUT_Z_1TX(ANT1)
 Setting 30
 04-L-2
 FSP(100142)
 Fixed ANT1 Sample

Type	Freq (Hz)	Level (dBuV/m)	Limit (dBuV/m)	Margin (dB)	Factor (dB)	Dist (m)	Condition	Azimuth (°)	Height (m)	Comments
AV	4.88249G	39.88	54.00	-14.12	6.10	3	Vertical	270	1.98	-
PK	4.88049G	49.53	74.00	-24.47	6.10	3	Vertical	270	1.98	-

BT-EDR(3Mbps)

2441MHz_TX

20/04/2018



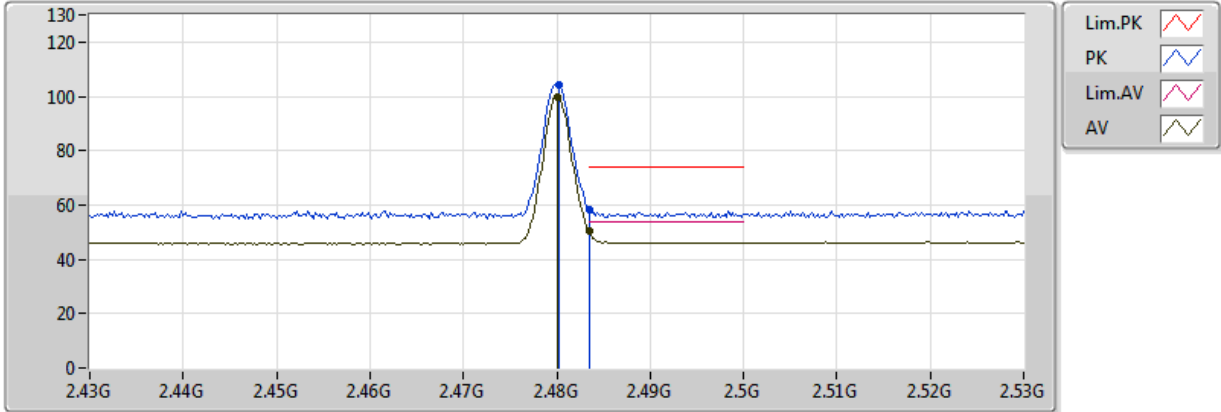
EUT_Z_1TX(ANT1)
 Setting 30
 04-L-2
 FSP(100142)
 Fixed ANT1 Sample

Type	Freq (Hz)	Level (dBuV/m)	Limit (dBuV/m)	Margin (dB)	Factor (dB)	Dist (m)	Condition	Azimuth (°)	Height (m)	Comments
AV	4.88123G	39.93	54.00	-14.07	6.10	3	Horizontal	265	2.11	-
PK	4.88103G	49.29	74.00	-24.71	6.10	3	Horizontal	265	2.11	-

BT-EDR(3Mbps)

2480MHz_TX

20/04/2018



EUT_Z_1TX(ANT1)
 Setting 29
 04-L-2
 FSP(100142)
 Fixed ANT1 Sample

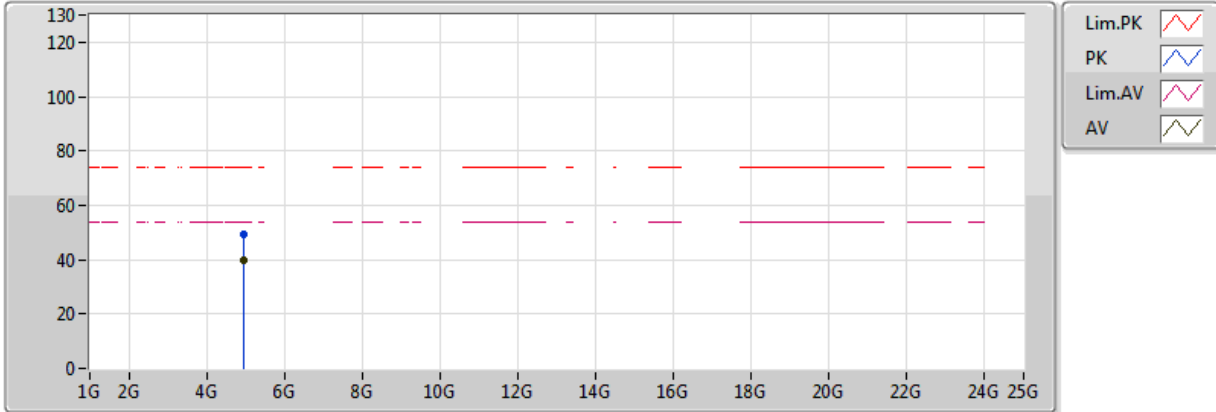
Type	Freq (Hz)	Level (dBuV/m)	Limit (dBuV/m)	Margin (dB)	Factor (dB)	Dist (m)	Condition	Azimuth (°)	Height (m)	Comments
AV	2.48G	99.96	Inf	-Inf	33.19	3	Vertical	293	1.02	-
AV	2.483502G	50.35	54.00	-3.65	33.19	3	Vertical	293	1.02	-
PK	2.4802G	104.19	Inf	-Inf	33.19	3	Vertical	293	1.02	-
PK	2.483502G	58.53	74.00	-15.47	33.19	3	Vertical	293	1.02	-



BT-EDR(3Mbps)

2480MHz_TX

20/04/2018



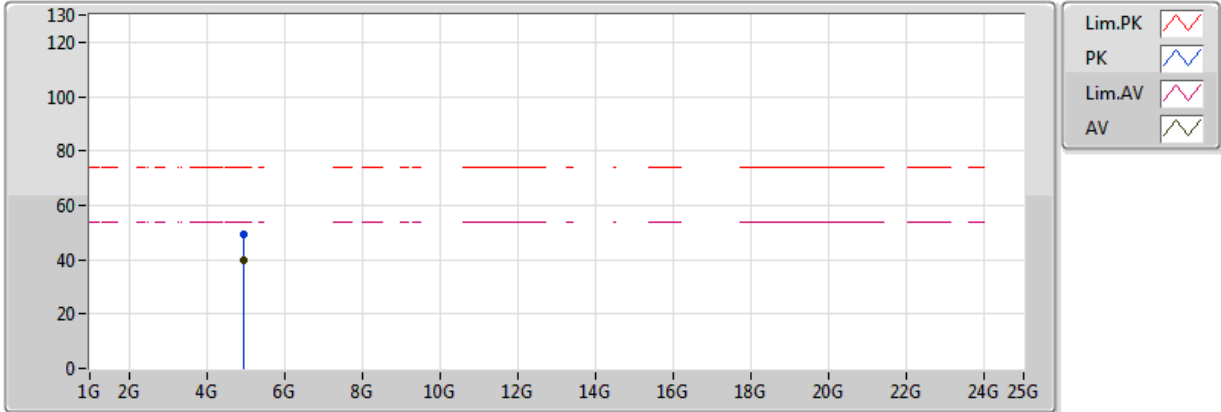
EUT_Z_1TX(ANT1)
 Setting 29
 04-L-2
 FSP(100142)
 Fixed ANT1 Sample

Type	Freq (Hz)	Level (dBuV/m)	Limit (dBuV/m)	Margin (dB)	Factor (dB)	Dist (m)	Condition	Azimuth (°)	Height (m)	Comments
AV	4.95873G	39.72	54.00	-14.28	6.26	3	Vertical	160	1.46	-
PK	4.9583G	49.40	74.00	-24.60	6.26	3	Vertical	160	1.46	-

BT-EDR(3Mbps)

2480MHz_TX

20/04/2018



EUT_Z_1TX(ANT1)
 Setting 29
 04-L-2
 FSP(100142)
 Fixed ANT1 Sample

Type	Freq (Hz)	Level (dBuV/m)	Limit (dBuV/m)	Margin (dB)	Factor (dB)	Dist (m)	Condition	Azimuth (°)	Height (m)	Comments
AV	4.95951G	39.66	54.00	-14.34	6.26	3	Horizontal	130	2.43	-
PK	4.95957G	49.14	74.00	-24.86	6.27	3	Horizontal	130	2.43	-



RSE TX above 1GHz Result

Appendix B.2

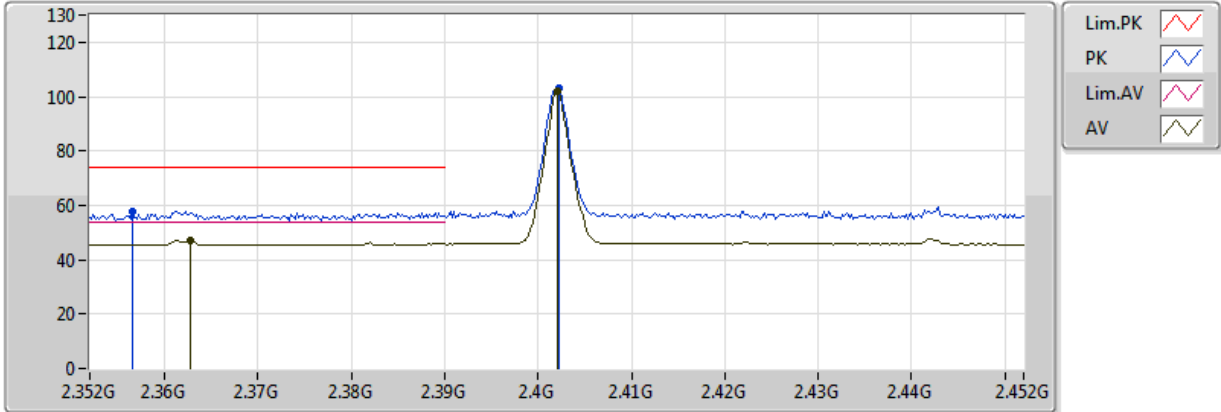
Test Mode: Mode 6 Summary

Mode	Result	Type	Freq (Hz)	Level (dBuV/m)	Limit (dBuV/m)	Margin (dB)	Factor (dB)	Dist (m)	Condition	Azimuth (°)	Height (m)	Comments
2.4-2.4835GHz	-	-	-	-	-	-	-	-	-	-	-	-
BT-EDR(3Mbps)	Pass	AV	2.483502G	49.06	54.00	-4.94	33.19	3	Vertical	339	1.01	-

BT-BR(1Mbps)

2402MHz_TX

21/04/2018



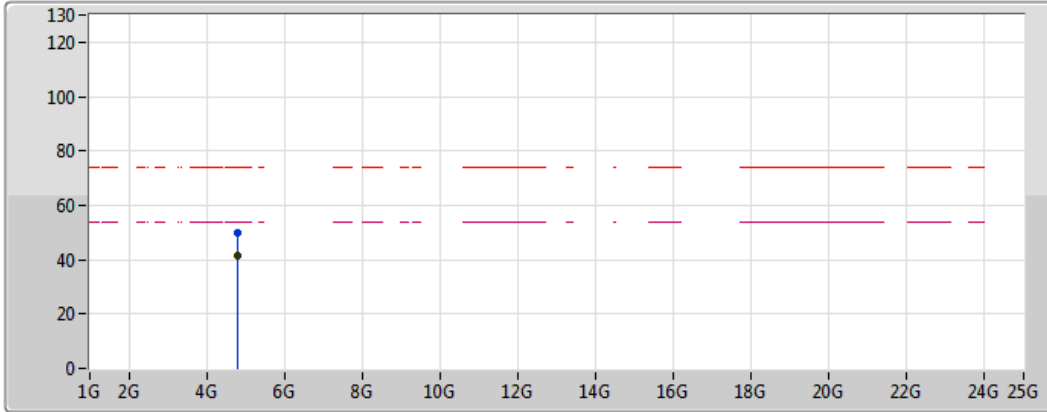
EUT_Z_1TX(ANT2)
 Setting 30
 04-J-5
 FSP(100142)
 Fixed ANT2 Sample

Type	Freq (Hz)	Level (dBuV/m)	Limit (dBuV/m)	Margin (dB)	Factor (dB)	Dist (m)	Condition	Azimuth (°)	Height (m)	Comments
AV	2.3628G	47.06	54.00	-6.94	33.15	3	Vertical	293	1.10	-
AV	2.402G	101.98	Inf	-Inf	33.17	3	Vertical	293	1.10	-
PK	2.3566G	57.59	74.00	-16.41	33.14	3	Vertical	293	1.10	-
PK	2.4022G	102.85	Inf	-Inf	33.17	3	Vertical	293	1.10	-

BT-BR(1Mbps)

2402MHz_TX

21/04/2018



Legend for the spectrum plot:

- Lim.PK: Red dashed line
- PK: Blue solid line
- Lim.AV: Pink dashed line
- AV: Black solid line

EUT_Z_1TX(ANT2)
 Setting 30
 04-J-5
 FSP(100142)
 Fixed ANT2 Sample

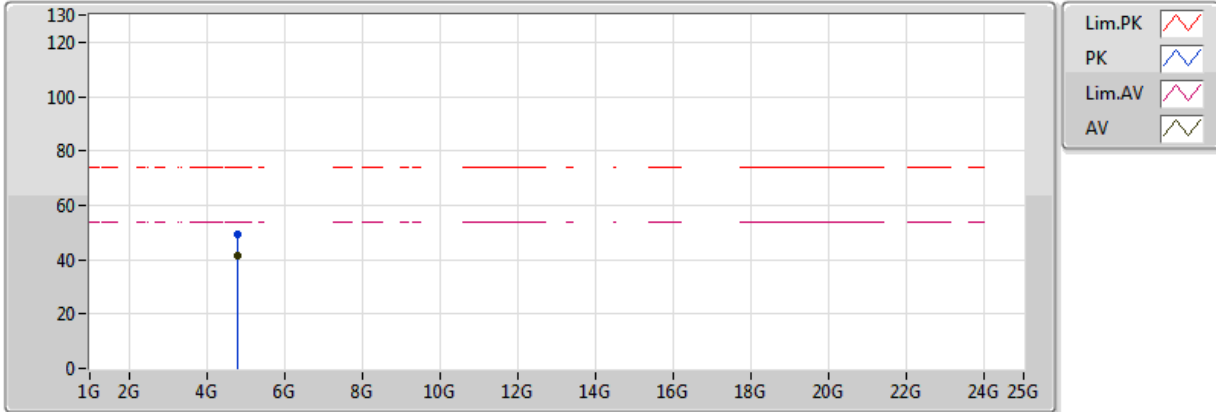
Type	Freq (Hz)	Level (dBuV/m)	Limit (dBuV/m)	Margin (dB)	Factor (dB)	Dist (m)	Condition	Azimuth (°)	Height (m)	Comments
AV	4.8023G	41.51	54.00	-12.49	5.93	3	Vertical	178	1.11	-
PK	4.80647G	49.70	74.00	-24.30	5.93	3	Vertical	178	1.11	-



BT-BR(1Mbps)

2402MHz_TX

21/04/2018



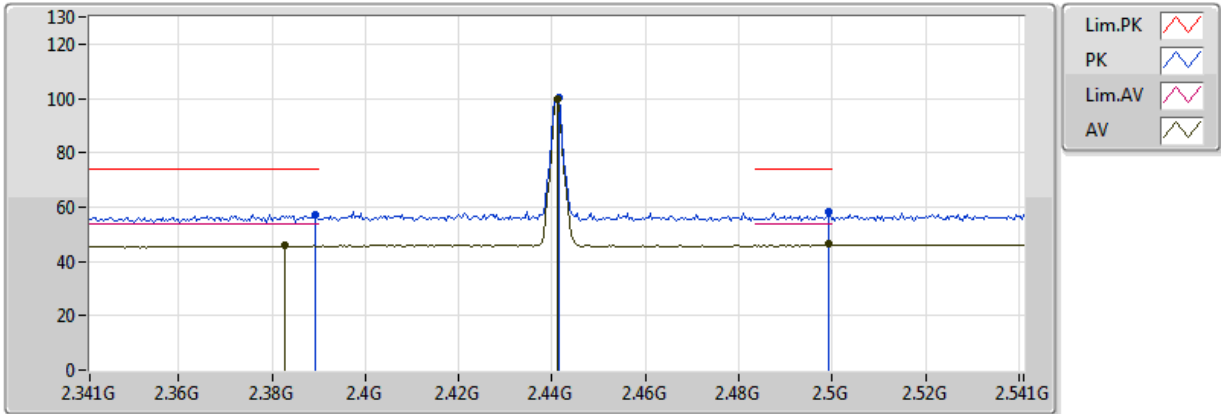
EUT_Z_1TX(ANT2)
 Setting 30
 04-J-5
 FSP(100142)
 Fixed ANT2 Sample

Type	Freq (Hz)	Level (dBuV/m)	Limit (dBuV/m)	Margin (dB)	Factor (dB)	Dist (m)	Condition	Azimuth (°)	Height (m)	Comments
AV	4.80247G	41.49	54.00	-12.51	5.93	3	Horizontal	115	1.41	-
PK	4.80357G	49.31	74.00	-24.69	5.93	3	Horizontal	115	1.41	-

BT-BR(1Mbps)

2441MHz_TX

21/04/2018



EUT_Z_1TX(ANT2)
 Setting 30
 04-J-5
 FSP(100142)
 Fixed ANT2 Sample

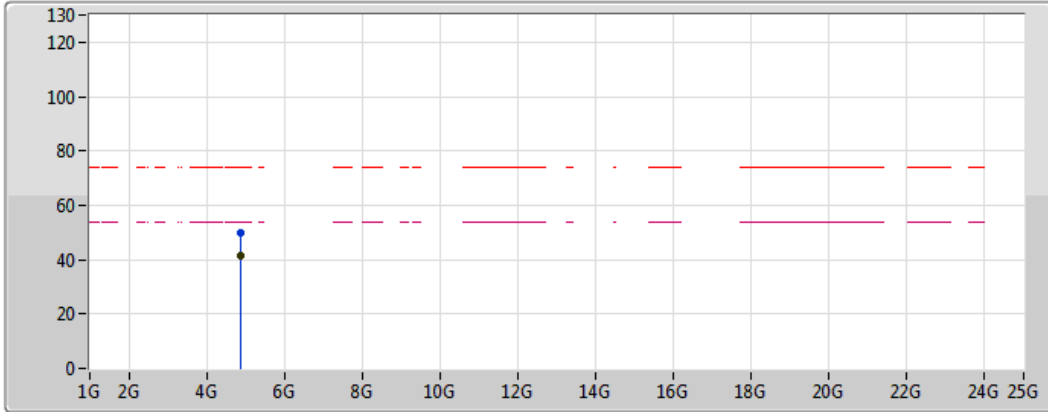
Type	Freq (Hz)	Level (dBuV/m)	Limit (dBuV/m)	Margin (dB)	Factor (dB)	Dist (m)	Condition	Azimuth (°)	Height (m)	Comments
AV	2.3826G	45.78	54.00	-8.22	33.16	3	Vertical	291	1.05	-
AV	2.441G	99.56	Inf	-Inf	33.18	3	Vertical	291	1.05	-
AV	2.4994G	46.23	54.00	-7.77	33.19	3	Vertical	291	1.05	-
PK	2.3894G	56.95	74.00	-17.05	33.16	3	Vertical	291	1.05	-
PK	2.4414G	100.53	Inf	-Inf	33.18	3	Vertical	291	1.05	-
PK	2.4994G	58.04	74.00	-15.96	33.19	3	Vertical	291	1.05	-



BT-BR(1Mbps)

2441MHz_TX

21/04/2018



Legend:

- Lim.PK
- PK
- Lim.AV
- AV

EUT_Z_1TX(ANT2)
 Setting 30
 04-J-5
 FSP(100142)
 Fixed ANT2 Sample

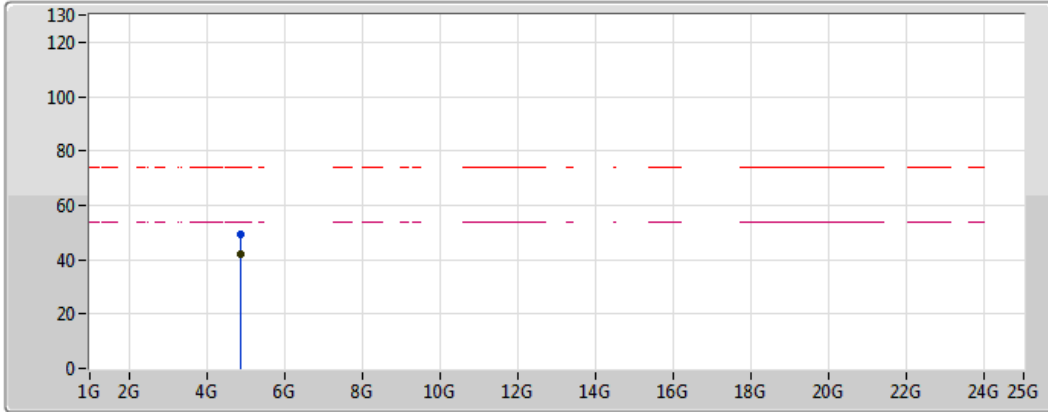
Type	Freq (Hz)	Level (dBuV/m)	Limit (dBuV/m)	Margin (dB)	Factor (dB)	Dist (m)	Condition	Azimuth (°)	Height (m)	Comments
AV	4.88232G	41.71	54.00	-12.29	6.10	3	Vertical	132	2.07	-
PK	4.88037G	49.85	74.00	-24.15	6.10	3	Vertical	132	2.07	-



BT-BR(1Mbps)

2441MHz_TX

21/04/2018



Legend:

- Lim.PK (Red dashed line)
- PK (Blue solid line)
- Lim.AV (Pink dashed line)
- AV (Green dashed line)

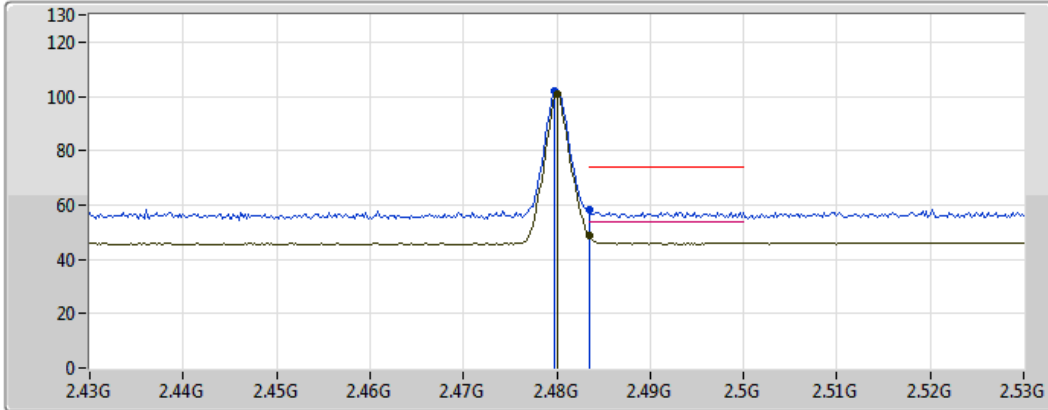
EUT_Z_1TX(ANT2)
 Setting 30
 04-J-5
 FSP(100142)
 Fixed ANT2 Sample

Type	Freq (Hz)	Level (dBuV/m)	Limit (dBuV/m)	Margin (dB)	Factor (dB)	Dist (m)	Condition	Azimuth (°)	Height (m)	Comments
AV	4.87969G	41.83	54.00	-12.17	6.10	3	Horizontal	305	1.76	-
PK	4.88263G	49.12	74.00	-24.88	6.10	3	Horizontal	305	1.76	-

BT-BR(1Mbps)

2480MHz_TX

21/04/2018



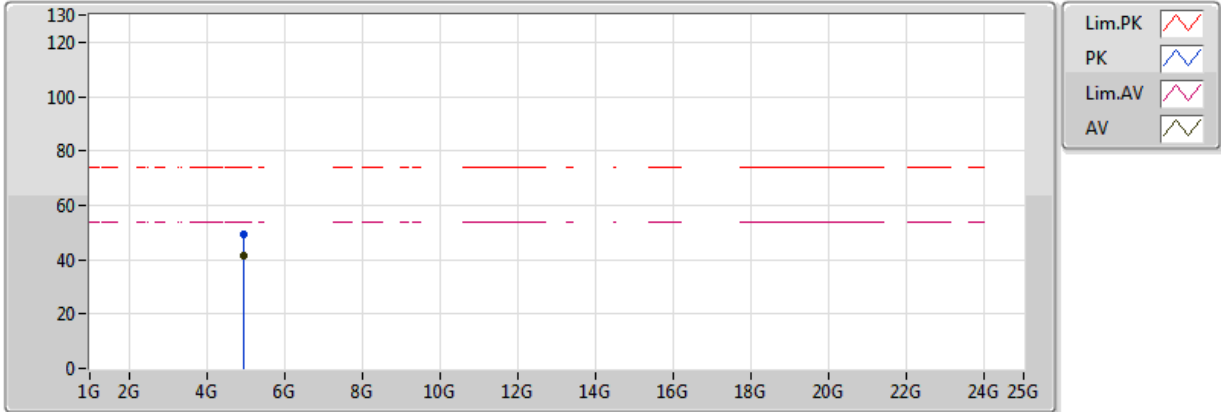
EUT_Z_1TX(ANT2)
 Setting 30
 04-J-5
 FSP(100142)
 Fixed ANT2 Sample

Type	Freq (Hz)	Level (dBuV/m)	Limit (dBuV/m)	Margin (dB)	Factor (dB)	Dist (m)	Condition	Azimuth (°)	Height (m)	Comments
AV	2.48G	100.83	Inf	-Inf	33.19	3	Vertical	293	1.01	-
AV	2.483502G	48.64	54.00	-5.36	33.19	3	Vertical	293	1.01	-
PK	2.4798G	101.73	Inf	-Inf	33.19	3	Vertical	293	1.01	-
PK	2.483502G	58.07	74.00	-15.93	33.19	3	Vertical	293	1.01	-

BT-BR(1Mbps)

2480MHz_TX

21/04/2018



EUT_Z_1TX(ANT2)
 Setting 30
 04-J-5
 FSP(100142)
 Fixed ANT2 Sample

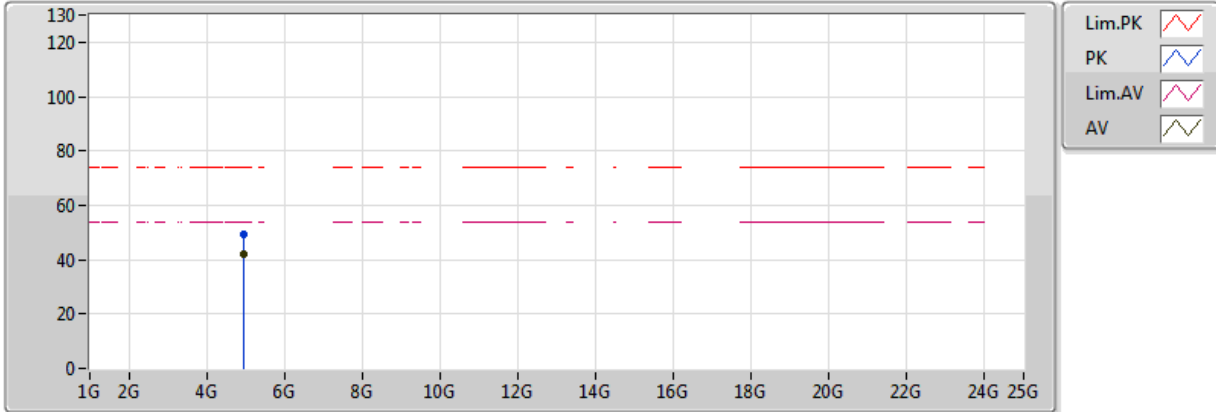
Type	Freq (Hz)	Level (dBuV/m)	Limit (dBuV/m)	Margin (dB)	Factor (dB)	Dist (m)	Condition	Azimuth (°)	Height (m)	Comments
AV	4.95822G	41.43	54.00	-12.57	6.26	3	Vertical	143	2.12	-
PK	4.95993G	49.31	74.00	-24.69	6.27	3	Vertical	143	2.12	-



BT-BR(1Mbps)

2480MHz_TX

21/04/2018



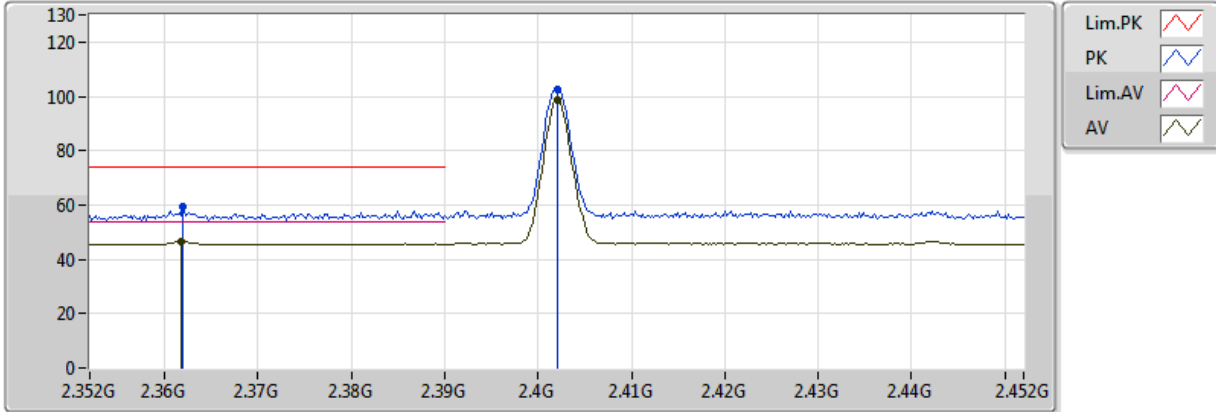
EUT_Z_1TX(ANT2)
 Setting 30
 04-J-5
 FSP(100142)
 Fixed ANT2 Sample

Type	Freq (Hz)	Level (dBuV/m)	Limit (dBuV/m)	Margin (dB)	Factor (dB)	Dist (m)	Condition	Azimuth (°)	Height (m)	Comments
AV	4.95782G	41.75	54.00	-12.25	6.26	3	Horizontal	304	2.44	-
PK	4.96166G	49.14	74.00	-24.86	6.27	3	Horizontal	304	2.44	-

BT-EDR(3Mbps)

2402MHz_TX

21/04/2018



EUT_Z_1TX(ANT2)
 Setting 30
 04-J-5
 FSP(100142)
 Fixed ANT2 Sample

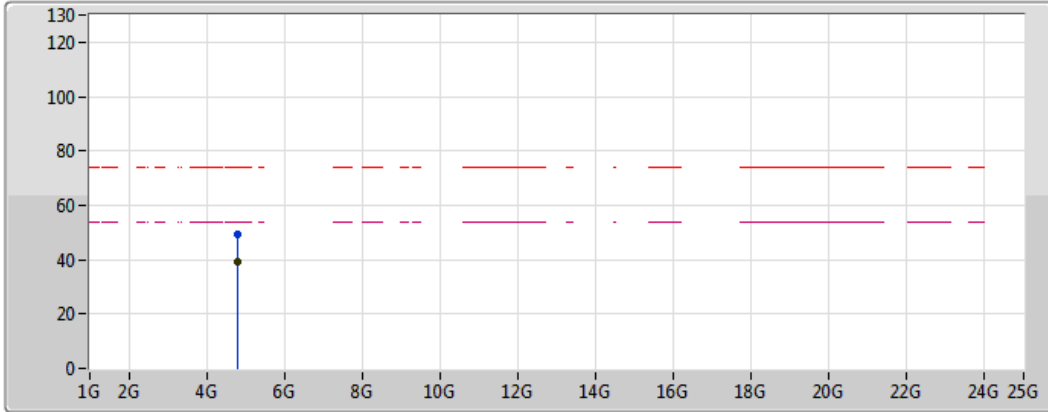
Type	Freq (Hz)	Level (dBuV/m)	Limit (dBuV/m)	Margin (dB)	Factor (dB)	Dist (m)	Condition	Azimuth (°)	Height (m)	Comments
AV	2.3618G	46.43	54.00	-7.57	33.15	3	Vertical	298	1.07	-
AV	2.402G	98.43	Inf	-Inf	33.17	3	Vertical	298	1.07	-
PK	2.362G	59.19	74.00	-14.81	33.15	3	Vertical	298	1.07	-
PK	2.402G	102.77	Inf	-Inf	33.17	3	Vertical	298	1.07	-



BT-EDR(3Mbps)

2402MHz_TX

21/04/2018



Legend:

- Lim.PK (Red dashed line)
- PK (Blue solid line)
- Lim.AV (Pink dashed line)
- AV (Green dashed line)

EUT_Z_1TX(ANT2)
 Setting 30
 04-J-5
 FSP(100142)
 Fixed ANT2 Sample

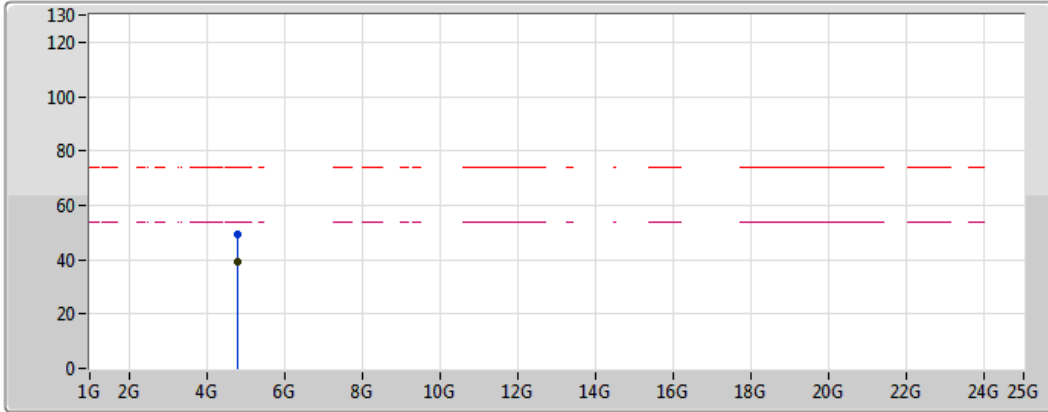
Type	Freq (Hz)	Level (dBuV/m)	Limit (dBuV/m)	Margin (dB)	Factor (dB)	Dist (m)	Condition	Azimuth (°)	Height (m)	Comments
AV	4.80368G	39.48	54.00	-14.52	5.93	3	Vertical	324	2.40	-
PK	4.80457G	49.29	74.00	-24.71	5.93	3	Vertical	324	2.40	-



BT-EDR(3Mbps)

2402MHz_TX

21/04/2018



Legend:

- Lim.PK (Red dashed line)
- PK (Blue line with peak)
- Lim.AV (Pink dashed line)
- AV (Green line with average)

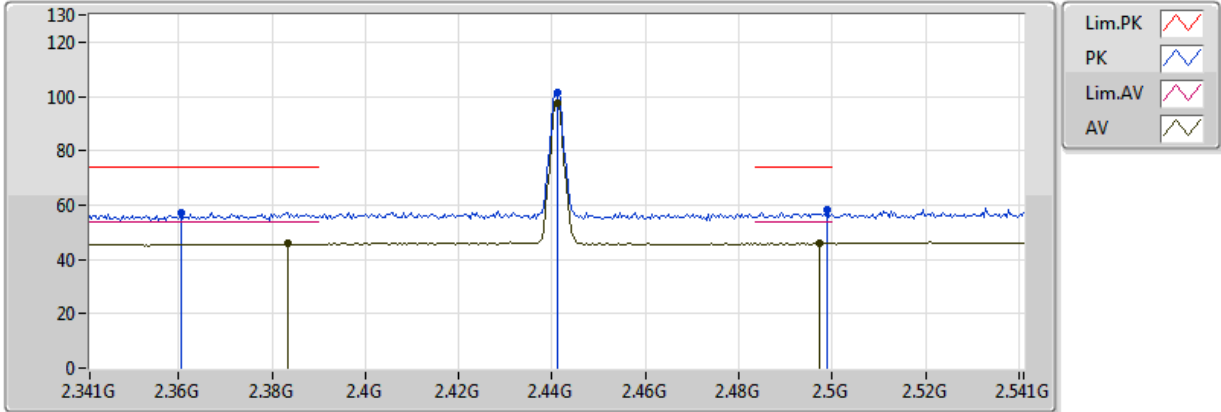
EUT_Z_1TX(ANT2)
 Setting 30
 04-J-5
 FSP(100142)
 Fixed ANT2 Sample

Type	Freq (Hz)	Level (dBuV/m)	Limit (dBuV/m)	Margin (dB)	Factor (dB)	Dist (m)	Condition	Azimuth (°)	Height (m)	Comments
AV	4.80192G	39.35	54.00	-14.65	5.92	3	Horizontal	332	1.76	-
PK	4.80412G	49.41	74.00	-24.59	5.93	3	Horizontal	332	1.76	-

BT-EDR(3Mbps)

2441MHz_TX

21/04/2018



EUT_Z_1TX(ANT2)
 Setting 31
 04-J-5
 FSP(100142)
 Fixed ANT2 Sample

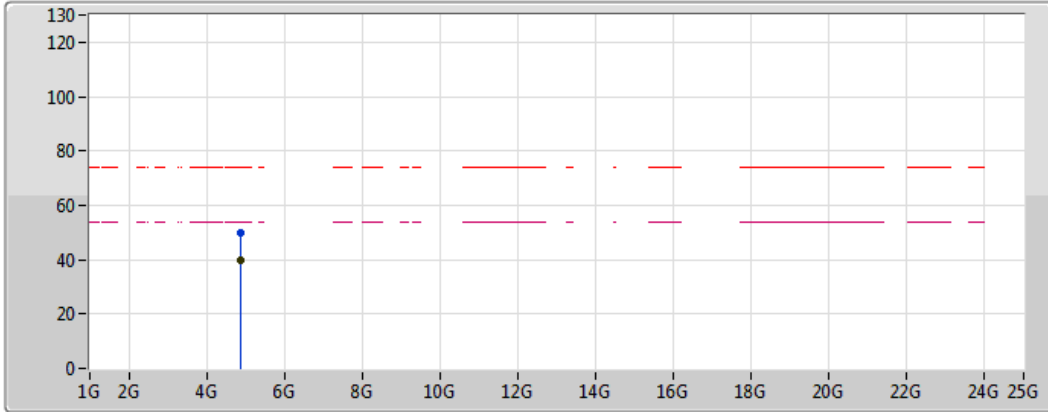
Type	Freq (Hz)	Level (dBuV/m)	Limit (dBuV/m)	Margin (dB)	Factor (dB)	Dist (m)	Condition	Azimuth (°)	Height (m)	Comments
AV	2.3834G	45.71	54.00	-8.29	33.16	3	Vertical	295	1.04	-
AV	2.441G	97.27	Inf	-Inf	33.18	3	Vertical	295	1.04	-
AV	2.4974G	45.99	54.00	-8.01	33.19	3	Vertical	295	1.04	-
PK	2.3606G	57.21	74.00	-16.79	33.15	3	Vertical	295	1.04	-
PK	2.441G	101.34	Inf	-Inf	33.18	3	Vertical	295	1.04	-
PK	2.499G	58.08	74.00	-15.92	33.19	3	Vertical	295	1.04	-



BT-EDR(3Mbps)

2441MHz_TX

21/04/2018



Legend for the spectrum plot:

- Lim.PK: Red dashed line
- PK: Blue solid line
- Lim.AV: Pink dashed line
- AV: Green dashed line

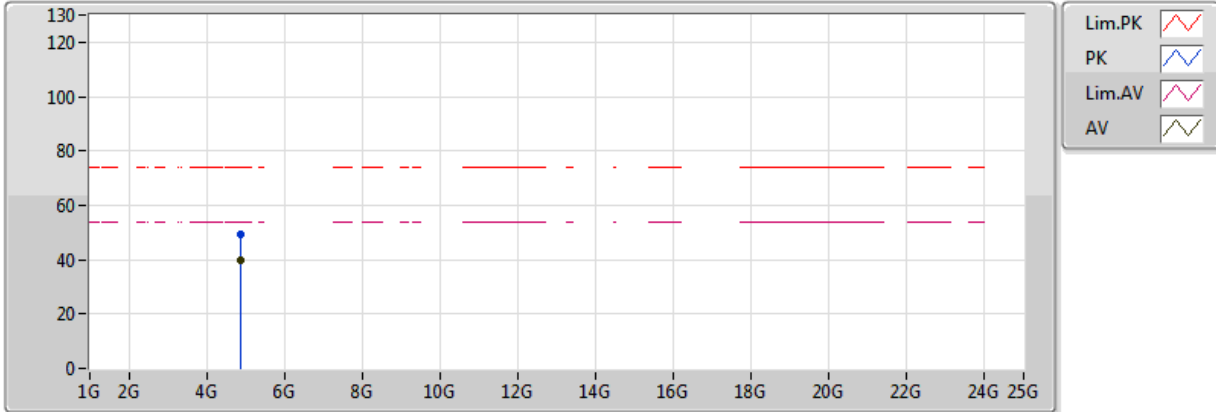
EUT_Z_1TX(ANT2)
 Setting 31
 04-J-5
 FSP(100142)
 Fixed ANT2 Sample

Type	Freq (Hz)	Level (dBuV/m)	Limit (dBuV/m)	Margin (dB)	Factor (dB)	Dist (m)	Condition	Azimuth (°)	Height (m)	Comments
AV	4.88189G	39.77	54.00	-14.23	6.10	3	Vertical	10	1.09	-
PK	4.88188G	49.78	74.00	-24.22	6.10	3	Vertical	10	1.09	-

BT-EDR(3Mbps)

2441MHz_TX

21/04/2018



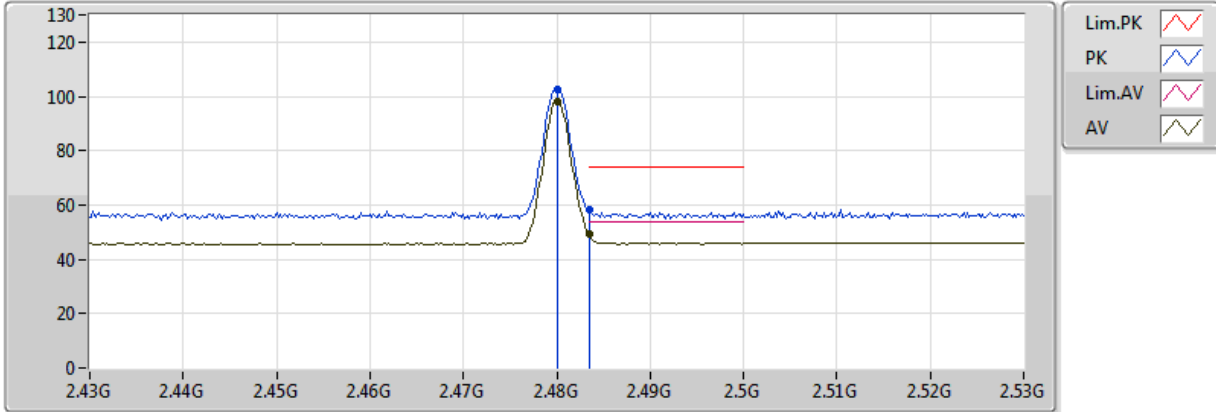
EUT_Z_1TX(ANT2)
 Setting 31
 04-J-5
 FSP(100142)
 Fixed ANT2 Sample

Type	Freq (Hz)	Level (dBuV/m)	Limit (dBuV/m)	Margin (dB)	Factor (dB)	Dist (m)	Condition	Azimuth (°)	Height (m)	Comments
AV	4.88345G	39.83	54.00	-14.17	6.10	3	Horizontal	88	1.15	-
PK	4.8819G	49.38	74.00	-24.62	6.10	3	Horizontal	88	1.15	-

BT-EDR(3Mbps)

2480MHz_TX

21/04/2018



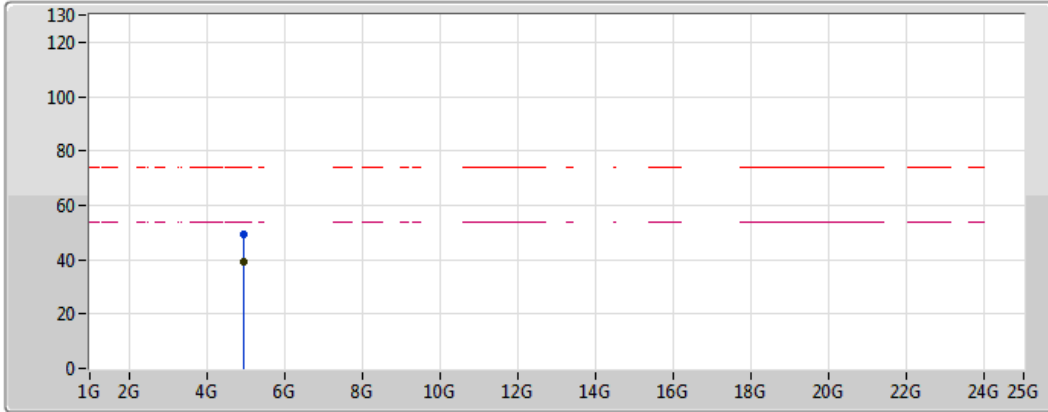
EUT_Z_1TX(ANT2)
 Setting 30
 04-J-5
 FSP(100142)
 Fixed ANT2 Sample

Type	Freq (Hz)	Level (dBuV/m)	Limit (dBuV/m)	Margin (dB)	Factor (dB)	Dist (m)	Condition	Azimuth (°)	Height (m)	Comments
AV	2.48G	98.22	Inf	-Inf	33.19	3	Vertical	339	1.01	-
AV	2.483502G	49.06	54.00	-4.94	33.19	3	Vertical	339	1.01	-
PK	2.48G	102.44	Inf	-Inf	33.19	3	Vertical	339	1.01	-
PK	2.483502G	58.25	74.00	-15.75	33.19	3	Vertical	339	1.01	-

BT-EDR(3Mbps)

2480MHz_TX

21/04/2018



Legend:

- Lim.PK (Red dashed line)
- PK (Blue line with dot)
- Lim.AV (Pink dashed line)
- AV (Green dashed line)

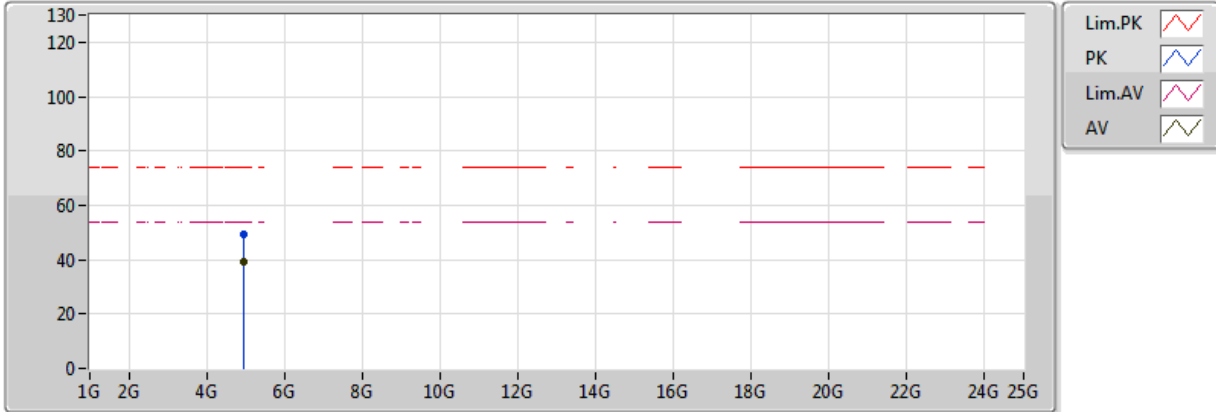
EUT_Z_1TX(ANT2)
 Setting 30
 04-J-5
 FSP(100142)
 Fixed ANT2 Sample

Type	Freq (Hz)	Level (dBuV/m)	Limit (dBuV/m)	Margin (dB)	Factor (dB)	Dist (m)	Condition	Azimuth (°)	Height (m)	Comments
AV	4.96037G	39.39	54.00	-14.61	6.27	3	Vertical	95	1.05	-
PK	4.96222G	49.51	74.00	-24.49	6.27	3	Vertical	95	1.05	-

BT-EDR(3Mbps)

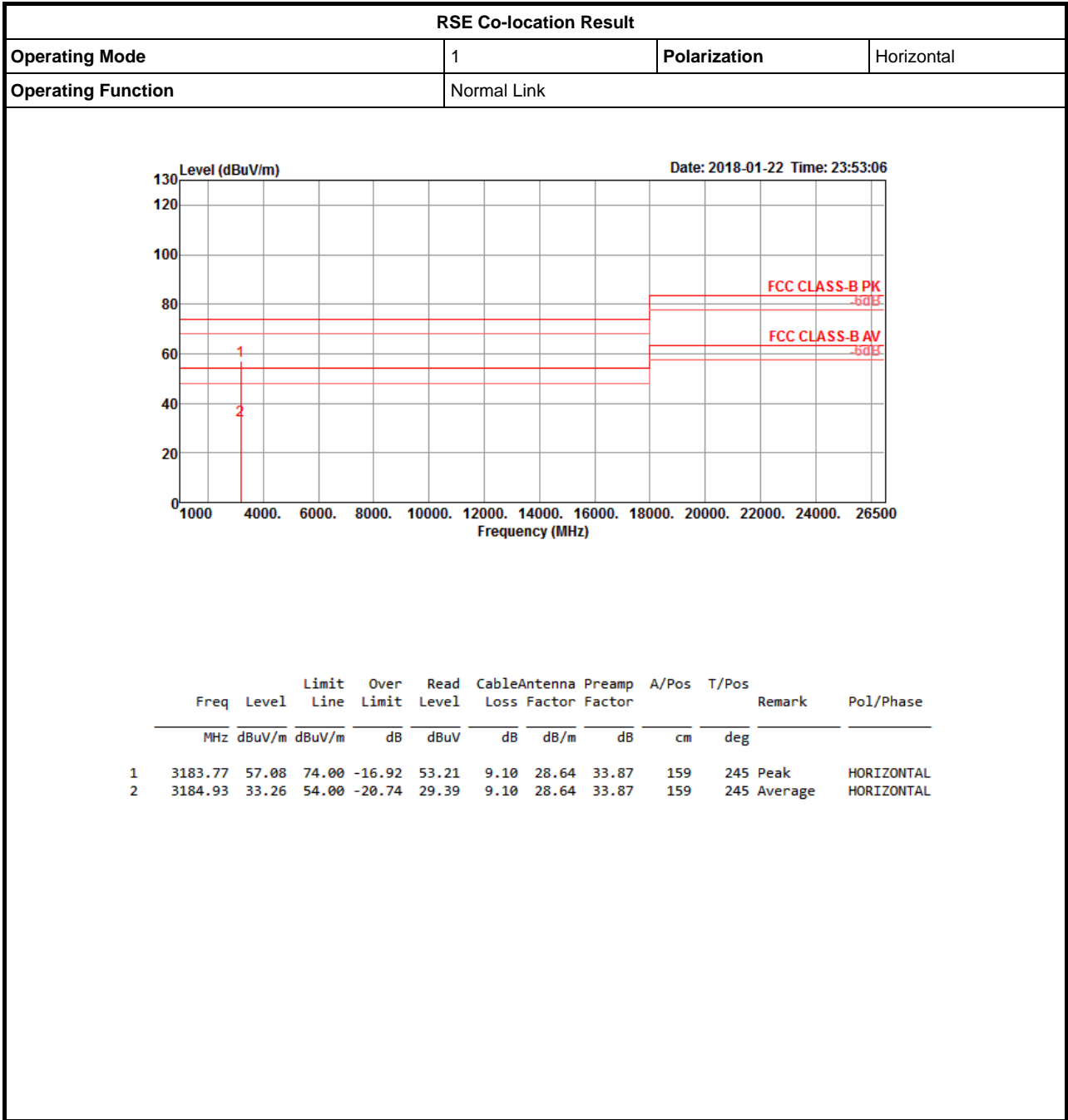
2480MHz_TX

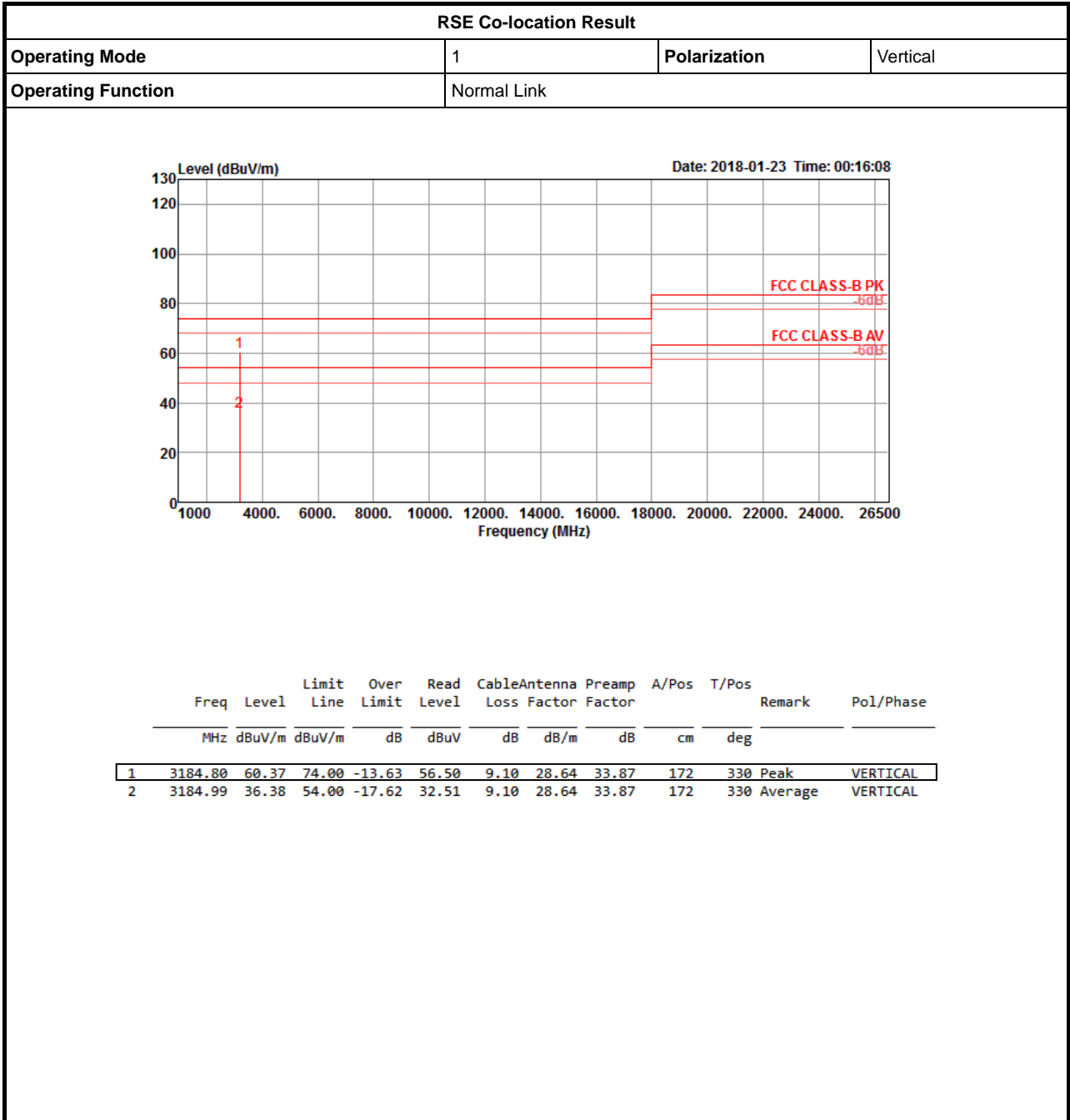
21/04/2018

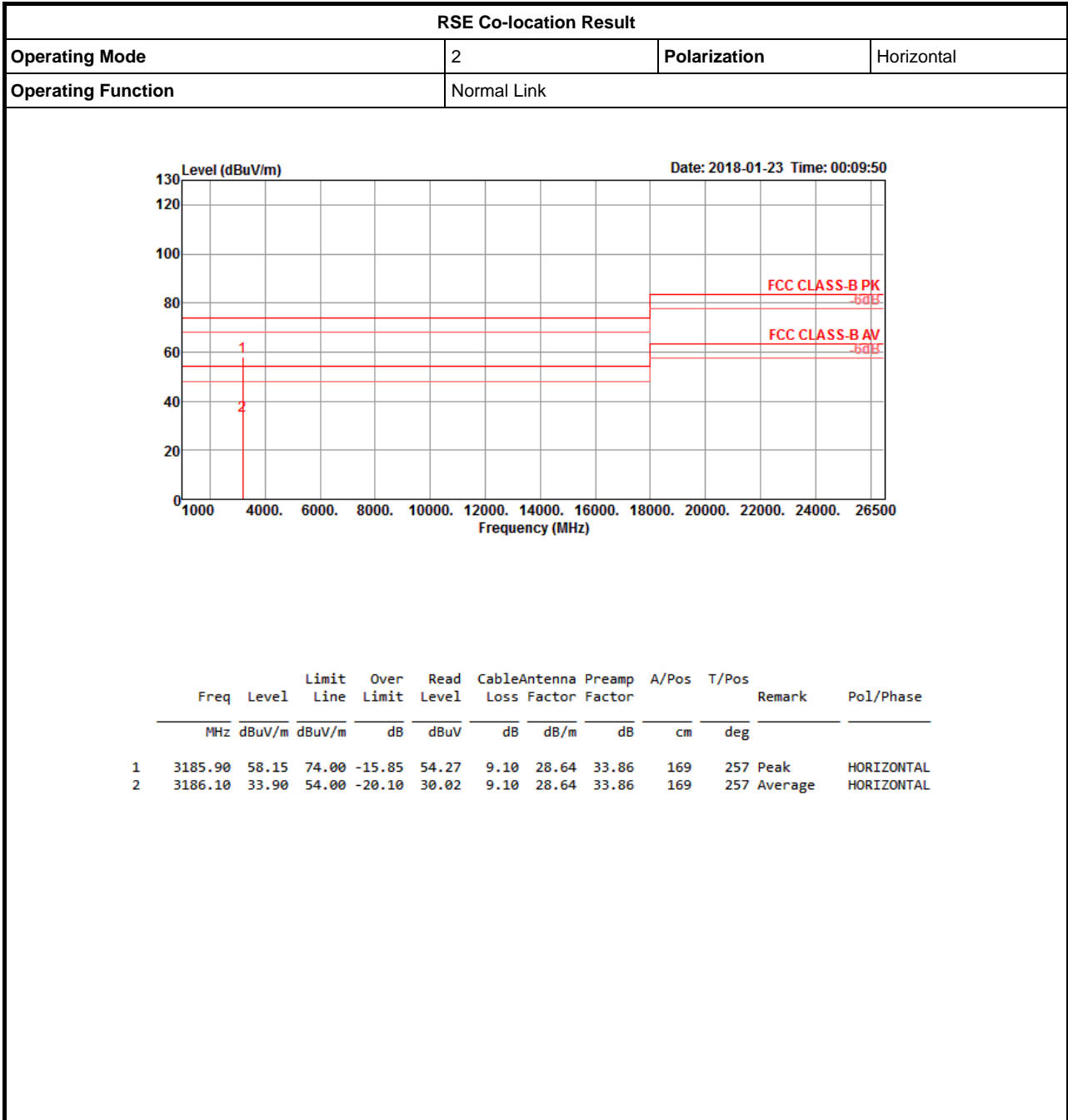


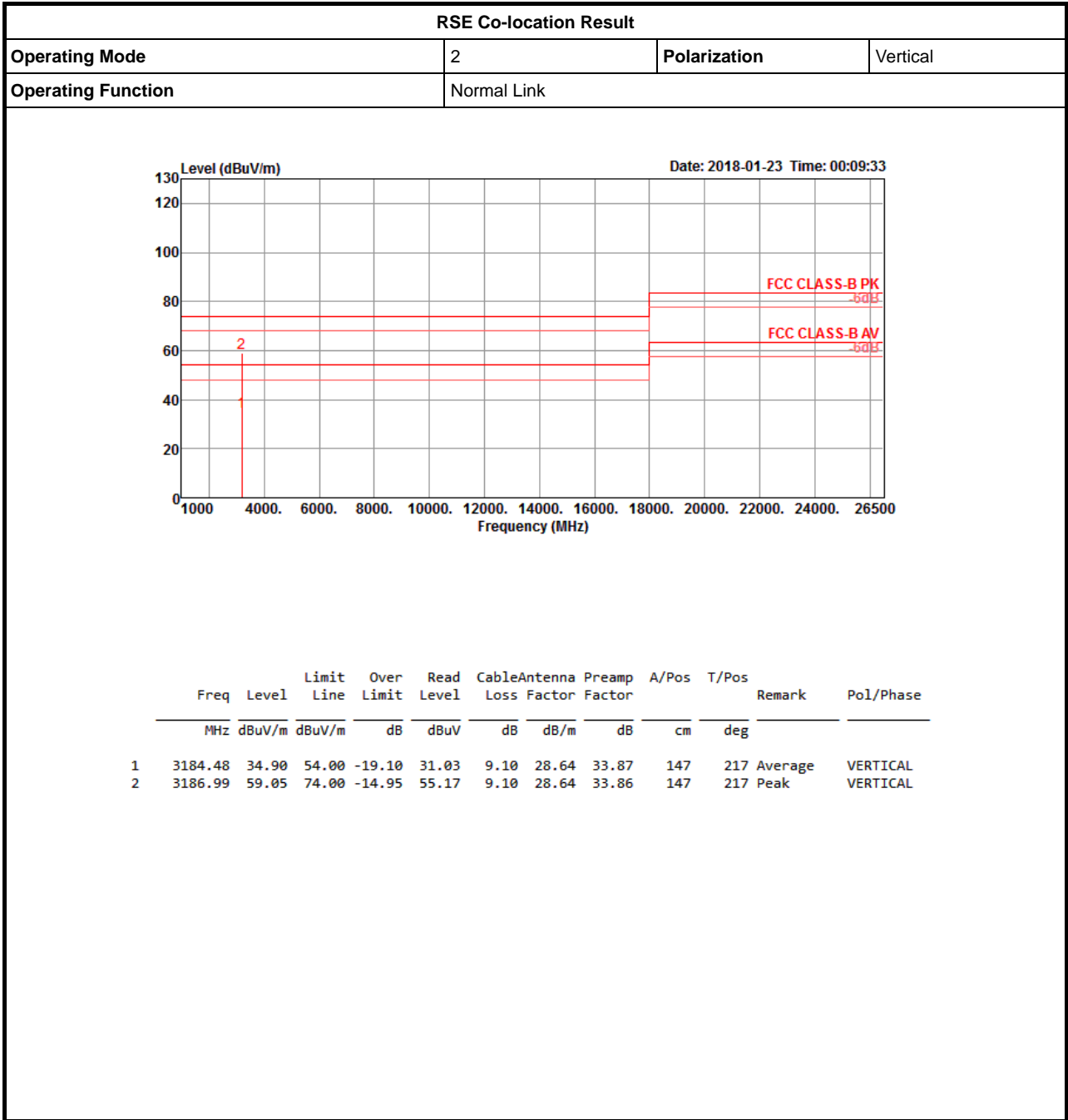
EUT_Z_1TX(ANT2)
 Setting 30
 04-J-5
 FSP(100142)
 Fixed ANT2 Sample

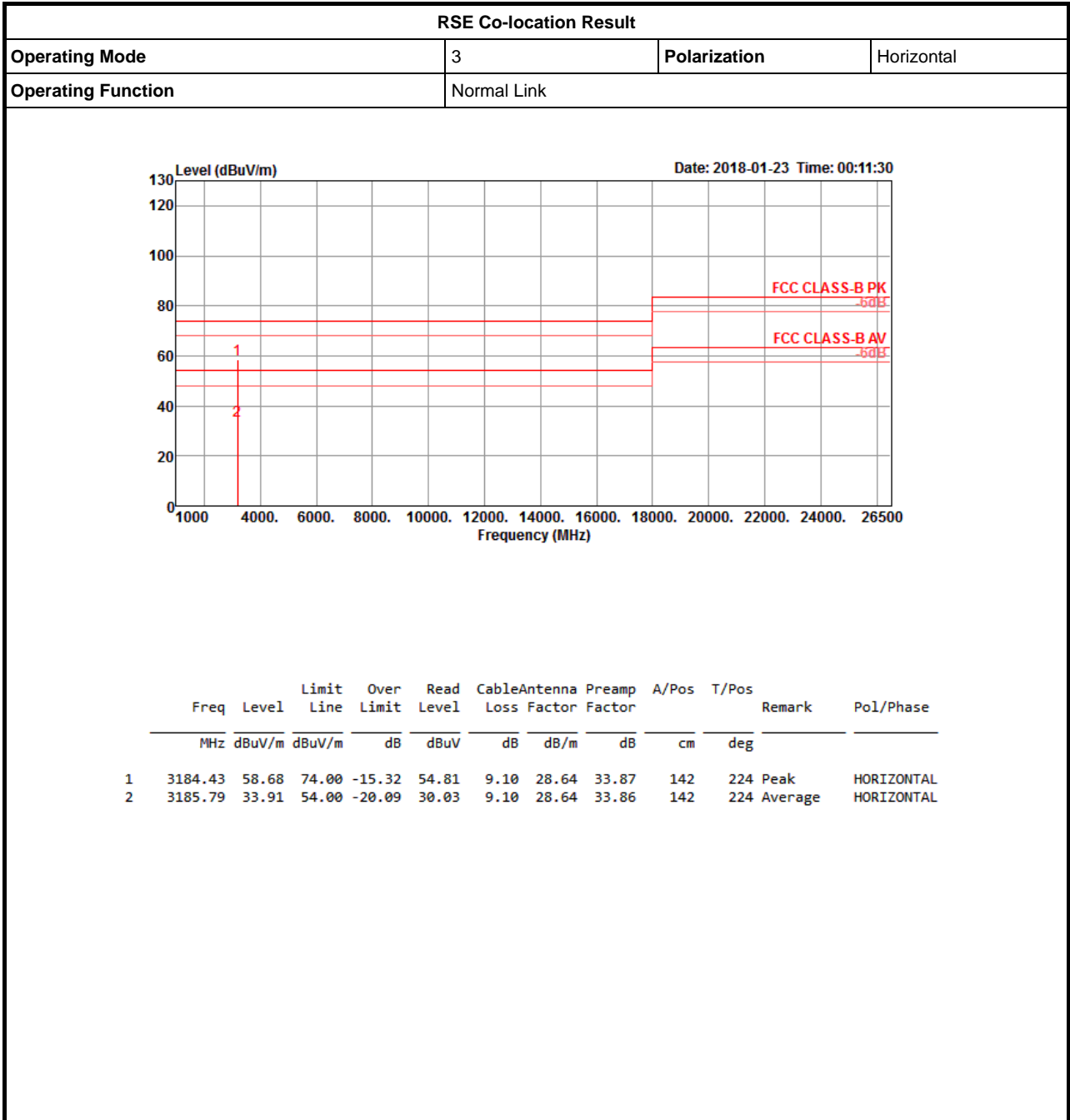
Type	Freq (Hz)	Level (dBuV/m)	Limit (dBuV/m)	Margin (dB)	Factor (dB)	Dist (m)	Condition	Azimuth (°)	Height (m)	Comments
AV	4.96038G	39.34	54.00	-14.66	6.27	3	Horizontal	336	1.15	-
PK	4.95798G	49.37	74.00	-24.63	6.26	3	Horizontal	336	1.15	-

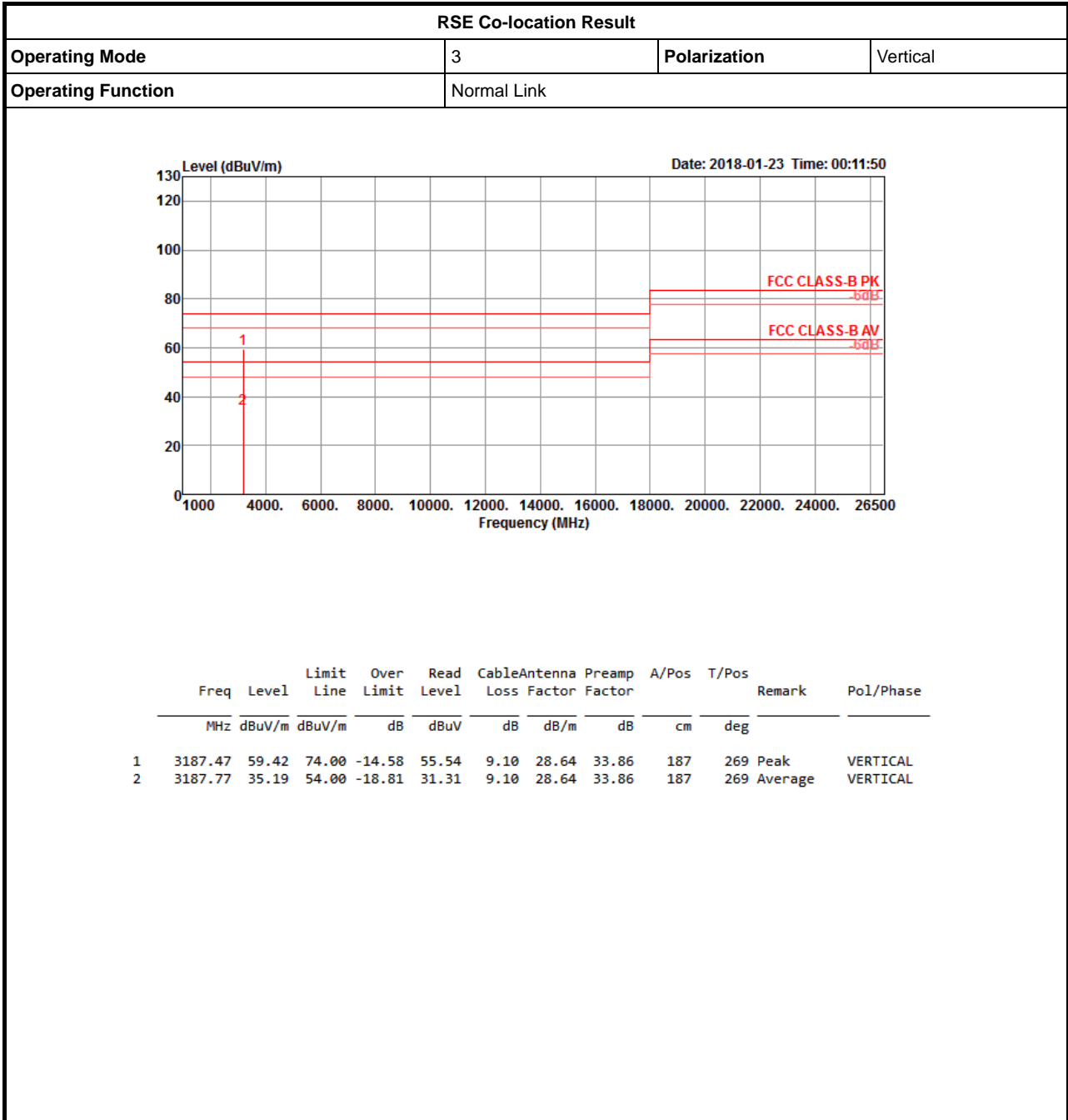


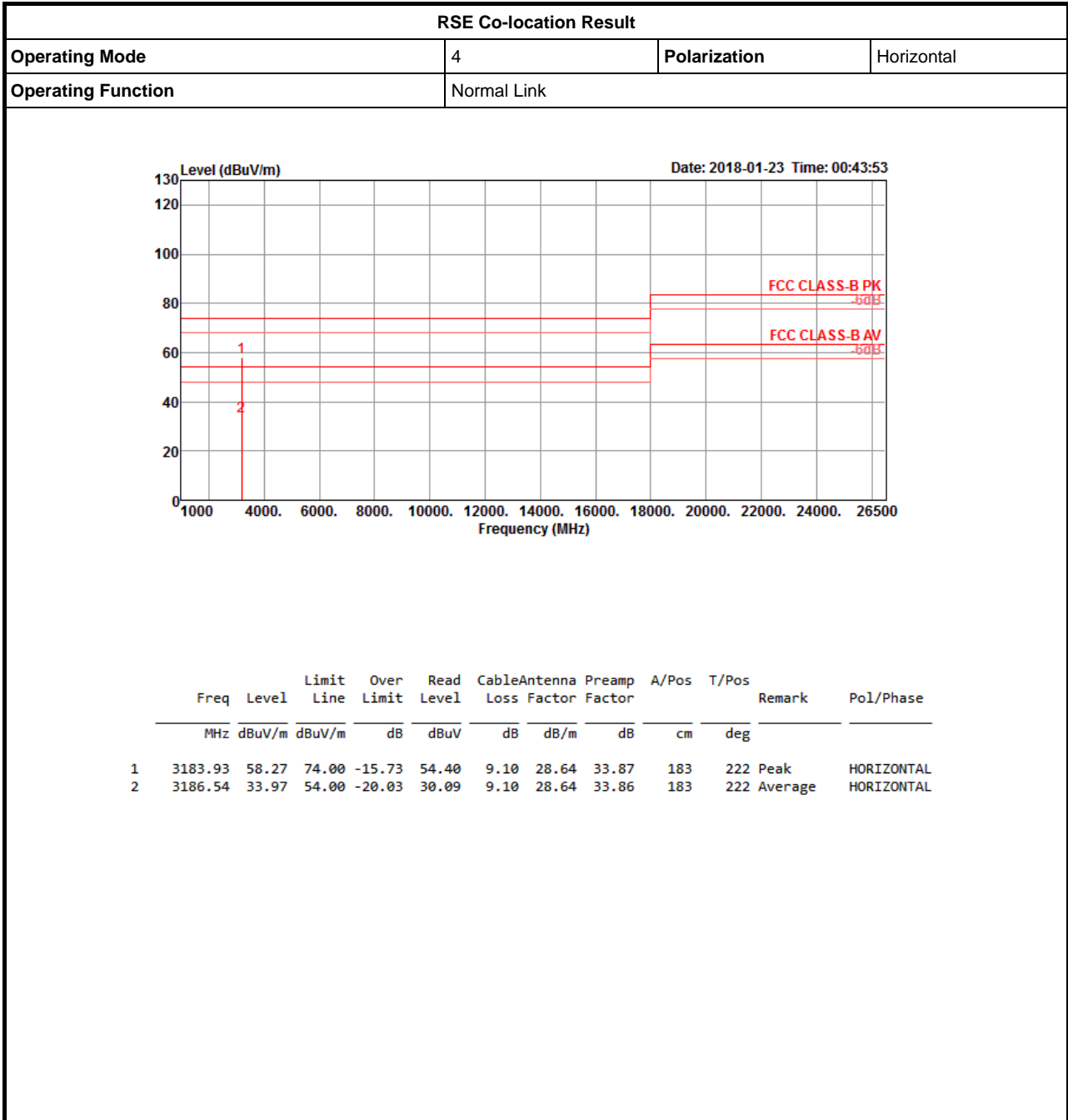


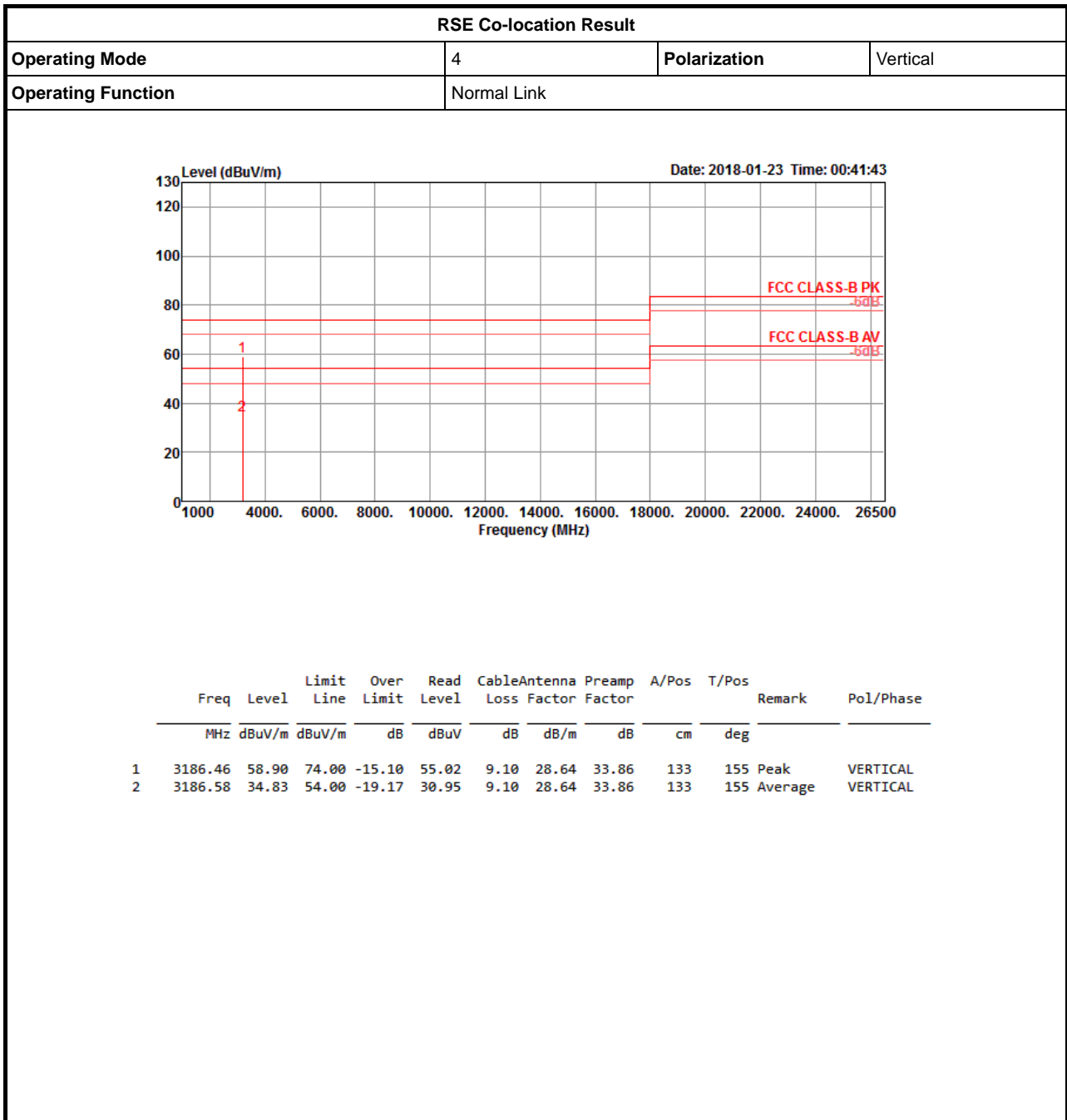


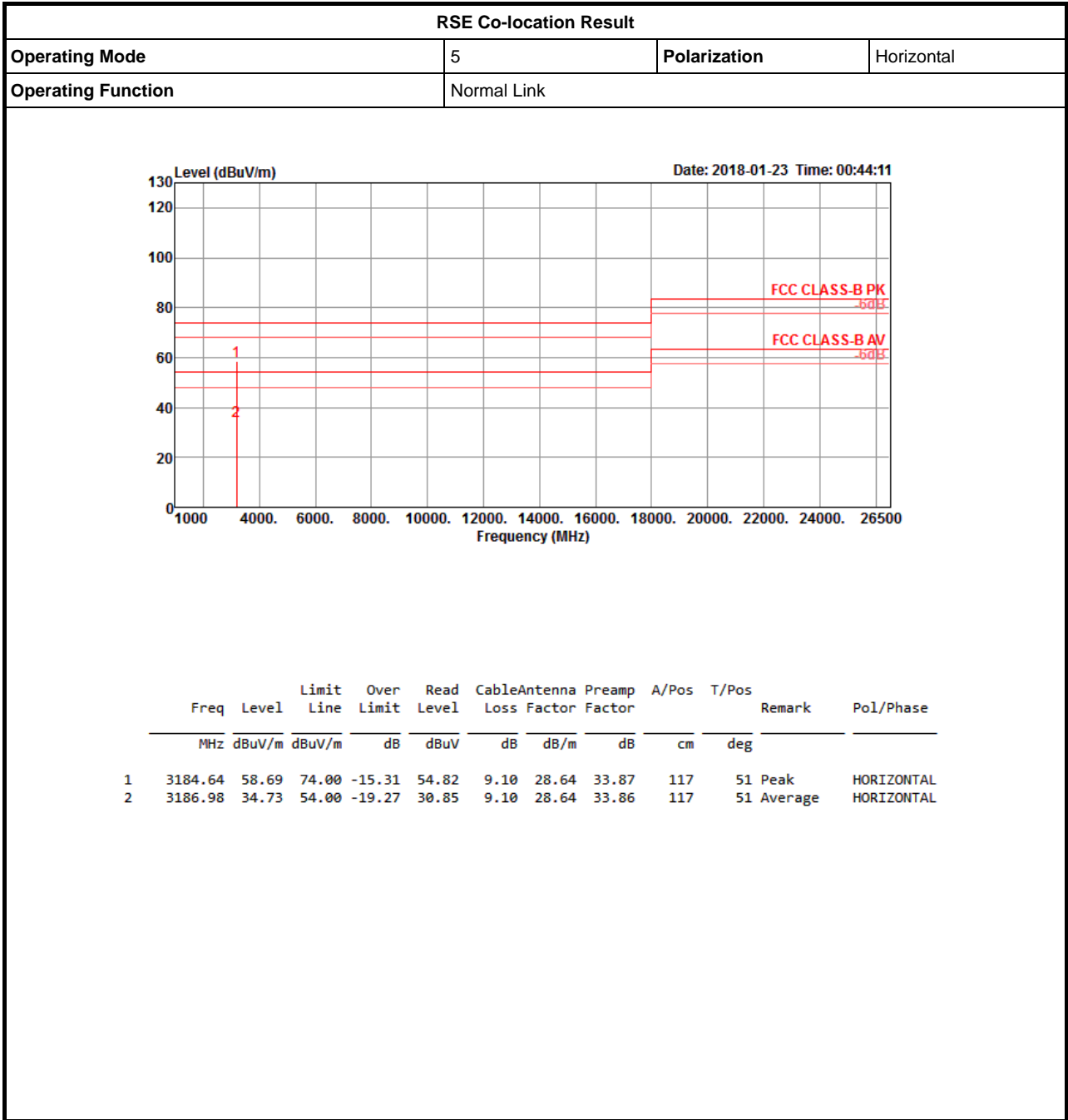


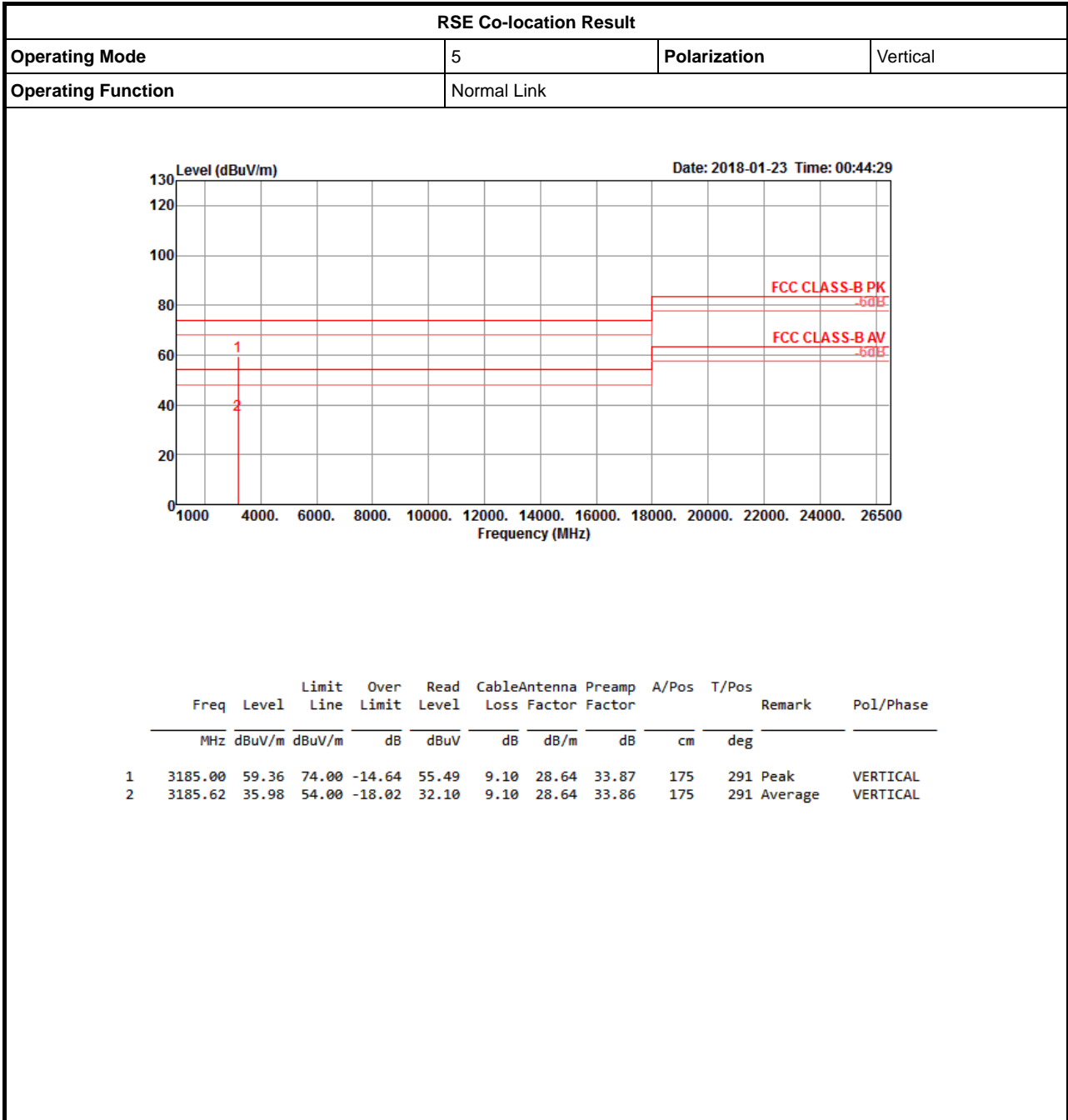


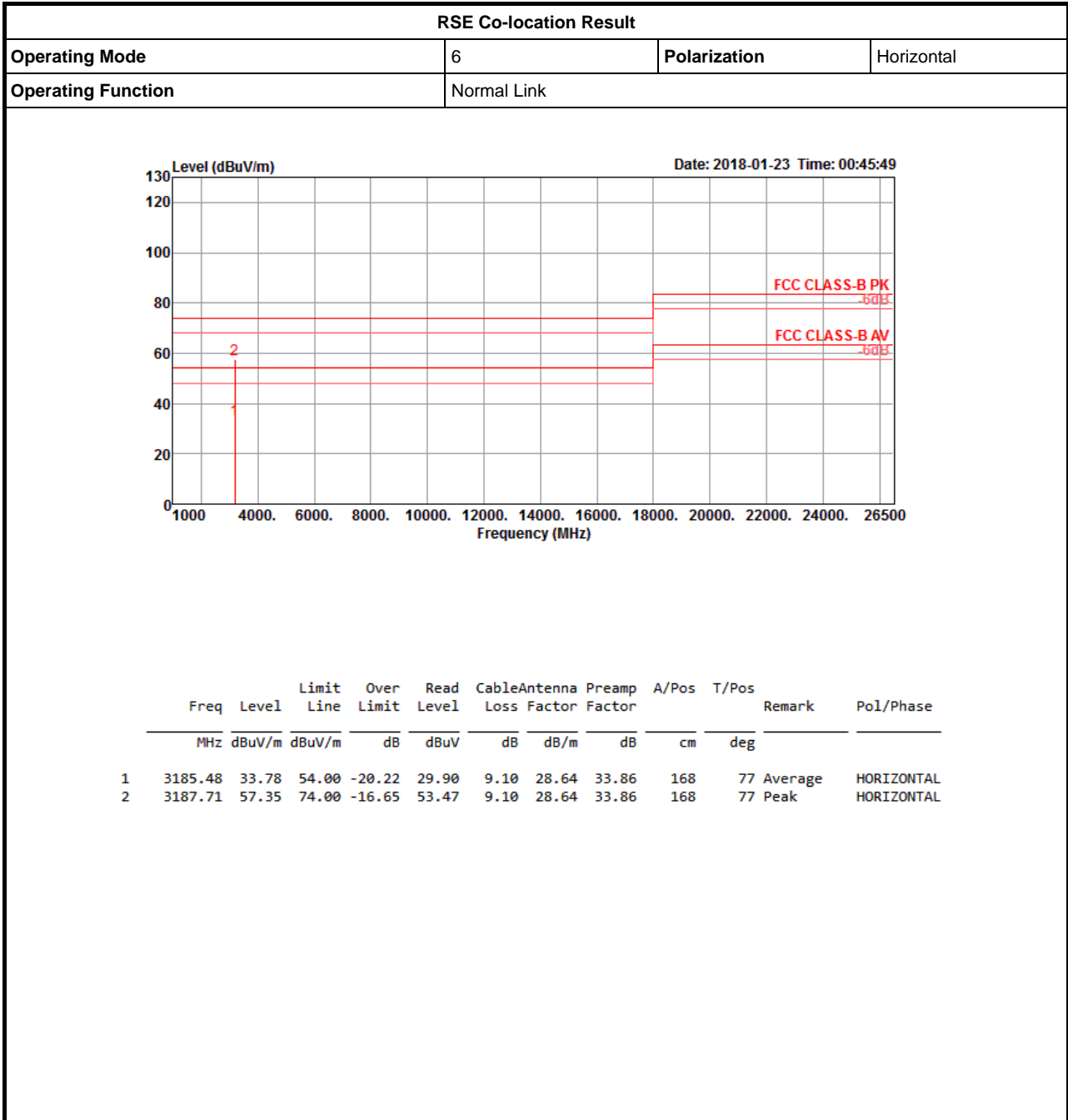


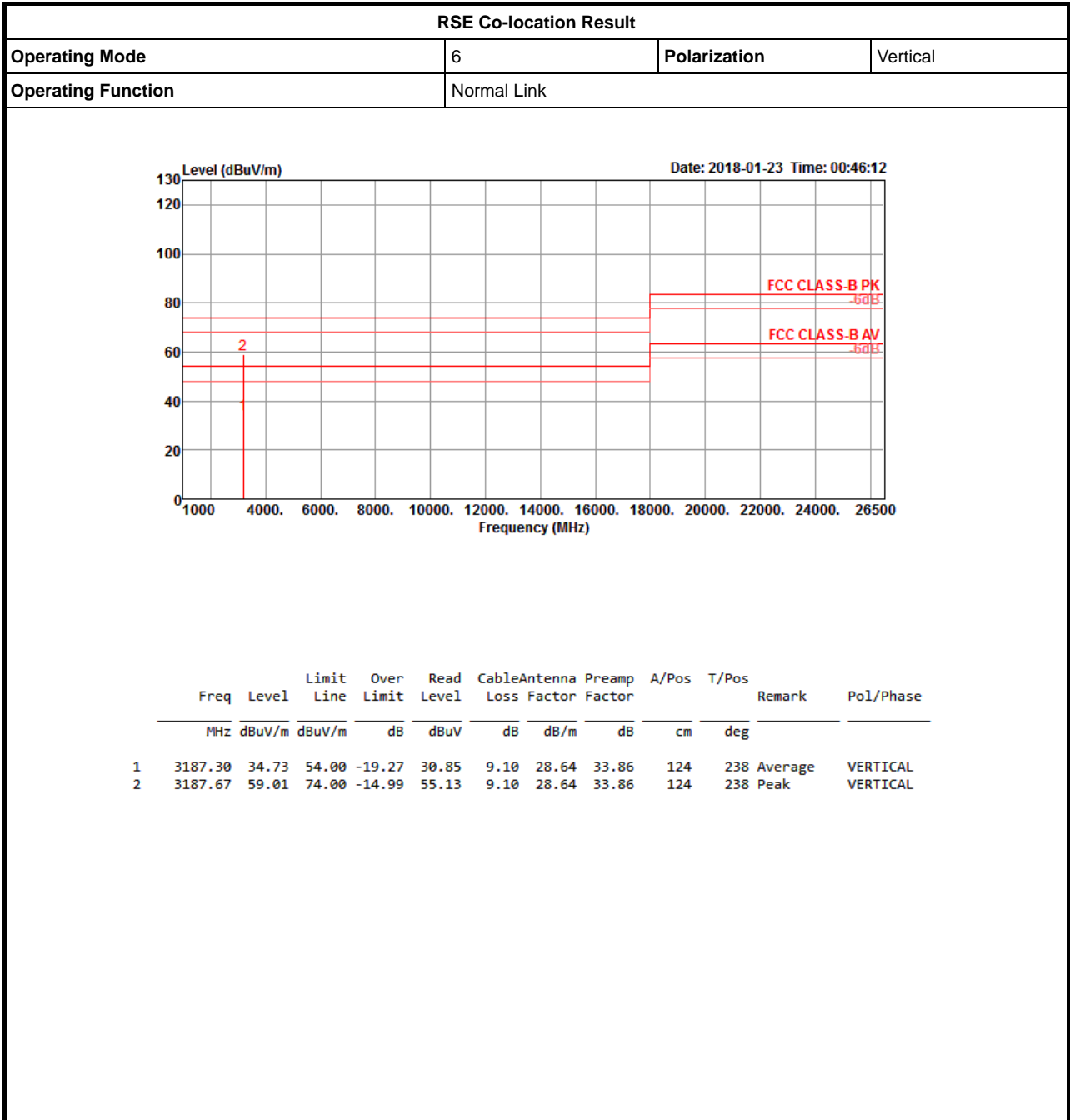












Appendix D. Antenna List

Table for Filed Antenna

No.	Brand	Ant. Type	Con. Type	Peak Gain (dBi)	Model No.
1	Walsin	Dipole	IPEX	3.14	RFDPA171320EMLB301
2	LYNwave	PIFA	IPEX	3.5	ALA110-222050-300011
3	ACON	PIFA	IPEX	TX1: 1.94 TX2: -0.22	ANP6Y-100140 ANP6Y-100141
4	SA	PIFA	IPEX	TX1: 0.64 TX2: 1.54	SE-ECS50-001 SE-ECS50-002
5	ACON	PIFA	IPEX	TX1: -0.48 TX2: -0.37	025.9013Y.0011 025.9013Z.0011
6	WNC	PIFA	IPEX	TX1: -0.77 TX2: 0.35	025.9013Y.0001 025.9013Z.0001
7	HONGBO	PIFA	IPEX	TX1: -0.66 TX2: -1.40	DQ602371500 DQ602371500
8	INPAQ	PIFA	IPEX	TX1: -1.57 TX2: -0.90	DQ6LB020204 DQ6LB020204
9	WNC	PIFA	IPEX	TX1: 0.89 TX2: 0.44	DQ6415G8200 DQ6415G8200
10	HONGBO	PIFA	IPEX	-0.66	DQ602371400
11	INPAQ	PIFA	IPEX	-1.74	DQ6LB024100
12	WNC	PIFA	IPEX	1.30	DQ6415G8500
13	High-Tek	PIFA	IPEX	TX1: -0.23 TX2: 0.90	0ACCN016037N 0ACCN016038N
14	Hong-Bo	PIFA	IPEX	TX1: -1.55 TX2: 0.70	ANM6Y-100000 ANM6Y-100001
15	INPAQ	PIFA	IPEX	0.62	DQ6LB024204
16	WNC	PIFA	IPEX	1.33	DQ6415G9700
17	HONGBO	PIFA	IPEX	TX1: -2.04 TX2: 0.58	DQ602368900 DQ602368900
18	INPAQ	PIFA	IPEX	TX1: -1.99 TX2: -1.08	DQ6LB020301 DQ6LB020301
19	HONGBO	PIFA	IPEX	1.50	DQ602368800
20	INPAQ	PIFA	IPEX	0.69	DQ6LB024201
21	WNC	PIFA	IPEX	1.86	DQ6415G9800
22	INPAQ	PIFA	IPEX	TX1: 0.03 TX2: -0.50	WA-P-LB-02-289 WA-P-LB-01-138

23	LUXSHAREICT	PIFA	IPEX	TX1: -2.10 TX2: -1.90	LA05RF838-1H LA05RF836-1H
24	INPAQ	PIFA	IPEX	0.38	DQ6LB024203
25	Hong-Bo	PIFA	IPEX	2.15	DQ602369200
26	INPAQ	PIFA	IPEX	0.28	DQ6LB024205
27	WNC	PIFA	IPEX	0.37	DQ6415G9500
28	SPEED	PIFA	IPEX	TX1: 0.95 TX2: 0.03	025.90133.0001 025.90134.0001
29	Inno Wave	PIFA	IPEX	TX1: 2.66 TX2: 0.71	025.90135.0001 025.90136.0001
30	SPEED	PIFA	IPEX	TX1: 2.35 TX2: -0.45	025.90146.0001 025.900GO.0001
31	Inno Wave	PIFA	IPEX	TX1: 1.16 TX2: 1.29	025.90144.0001 025.90145.0001
32	INPAQ	PIFA	IPEX	TX1: 0.11 TX2: -2.10	025.90131.0001 025.90132.0001
33	Foxconn	PIFA	IPEX	TX1: -0.75 TX2: 0.33	350504E00-600-G 350504F00-600-G
34	WNC	Dipole	IPEX	TX1: -0.45 TX2: 1.26	497317-003 497317-003
35	ACON	Dipole	IPEX	TX1: 0.41 TX2: 0.83	025.90119.0001 025.9011A.0001
36	ACON	PIFA	IPEX	TX1: 1.16 TX2: 0.20	APP6Y-700246 APP6Y-700246
37	JEM	PIFA	IPEX	TX1: 1.45 TX2: 1.51	1510-0119-0258 1510-0119-0258
38	ACON	PIFA	IPEX	TX1: 1.87 TX2: 1.48	APP6Y-700260 APP6Y-700260
39	JEM	PIFA	IPEX	TX1: 1.79 TX2: 2.47	1510-0119-0259 1510-0119-0259
40	SA	PIFA	IPEX	TX1: -0.08 TX2: -1.18	SE-ECM40-001 SE-ECM40-002
41	High-tek	PIFA	IPEX	TX1: -0.92 TX2: -1.89	0ACCN017005N 0ACCN017006N
42	ACON	PIFA	IPEX	TX1: -4.43 TX2: -3.66	025.9010D.0001 025.9010E.0001

43	ACON	PIFA	IPEX	TX1: -4.27 TX2: -3.06	025.9010D.0001 025.9010E.0001
44	ACON	Dipole	IPEX	TX1: 0.28 TX2: 0.58	025.90119.0001 025.9011A.0001
45	ACON	PIFA	IPEX	TX1: -3.50 TX2: -3.88	025.9010D.0001 025.9010E.0001
46	ACON	Dipole	IPEX	TX1: 0.52 TX2: -0.04	025.90119.0001 025.9011A.0001
47	High-tek	PIFA	IPEX	TX1: 2.71 TX2: -1.63	025.90123.0001 025.90124.0001
48	High-tek	PIFA	IPEX	TX1: 2.71 TX2: -1.63	025.90123.0001 025.90124.0001
49	High-tek	PIFA	IPEX	TX1: 2.71 TX2: -1.63	025.90123.0001 025.90124.0001
50	WNC	PIFA	IPEX	TX1: 1.52	DQ6415GCK00
51	Yageo	PIFA	IPEX	TX1:-0.95	DQ612141W00
52	HONGBO	PIFA	IPEX	TX1: 2.32 TX2 : 0.01	260-23717 260-23717
53	HONGBO	PIFA	IPEX	TX1: 0.01	260-23718
54	TONGDA	PIFA	IPEX	TX1: 1.39 TX2: 1.42	T-543-9001133-A T-543-9001133-A
55	TONGDA	PIFA	IPEX	TX1: 1.42 TX2: 2.07	T-543-9001133-3
56	WNC	PIFA	IPEX	TX1:-0.85 TX2:-0.22	81EAA415.GEM 81EAA415.GEN
57	Yageo	PIFA	IPEX	TX1:2.89 TX2:1.83	ANTA0HC12451WLAN1 ANTA0HC12451WLAN2
58	High-Tek	PIFA	IPEX	TX1:-0.73 TX2:-1.58	0ACCN017031N 0ACCN017032N
59	INPAQ	PIFA	IPEX	TX1:0.00 TX2:-0.82	DQ6LB020507 (WA-P-LBLB-02-057)
60	WNC	PIFA	IPEX	TX1:1.67 TX2:1.56	DQ6415GED00 (81EAA415.GED) DQ6415GED00 (81EAA415.GED)
61	INPAQ	PIFA	IPEX	TX1:1.7 TX2:1.93	WA-P-LB-02-508 WA-P-LB-02-509

62	High-Tek	PIFA	IPEX	TX1:1.12 TX2:-2.59	0ACQD017001N 0ACQD017002N
63	WNC	PIFA	IPEX	TX1:2.45 TX2:0.31	81EAA415.GER 81EAA415.GER
64	YAGEO	PIFA	IPEX	TX1:1.40 TX2:-0.50	ANTA0HQ12391WLAN1 ANTA0HQ12391WLAN2
65	WNC	Dipole	IPEX	1.68	9E.XC115.G05
66	YAGEO	PIFA	IPEX	1.4	ANTA0HQ12391WLAN1
67	High-Tek	PIFA	IPEX	1.12	0ACQD017001N
68	WNC	PIFA	IPEX	2.45	81EAA415.GDZ
69	YAGEO	Dipole	IPEX	TX1:0.15 Tx2:0.15	ANTA0HQ12391WLAN4
70	High-Tek	PIFA	IPEX	TX1:-0.15 TX2:0.96	025.9018H.0001 025.9018I.0001
71	WNC	PIFA	IPEX	TX1:1.00 TX2:1.98	025.90189.0001 025.9018A.0001
72	WNC	PIFA	IPEX	TX1:-0.97 TX2:0.76	57EAA415.050 57EAA415.051
73	WNC	PIFA	IPEX	TX1:-0.50 TX2:-1.01	57EAA415.050 57EAA415.051
74	High-tek	PIFA	IPEX	TX1:-0.73 TX2:1.09	0ACCN016015N 0ACCN016016N
75	High-tek	PIFA	IPEX	TX1:-0.17 TX2:0.50	0ACCN016015N 0ACCN016016N
76	High-Tek	PIFA	IPEX	TX1:1.30 TX2:0.62	0ACCN017029N 0ACCN017024N
77	HONGBO	PIFA	IPEX	TX1:1.47 TX2:-0.34	260-24205 260-24206
78	ACON	PIFA	IPEX	TX1:-0.14 TX2:-2.14	6036B0213401 6036B0213301
79	WNC	PIFA	IPEX	TX1:0.06 TX2:-1.10	6036B0213601 6036B0213501
80	YAGEO	PIFA	IPEX	TX1:-0.34 TX2:-0.55	ANTA0HV12461WLAN1 ANTA0HV12461WLAN2
81	ACON	PIFA	IPEX	TX1:0.55 TX2:1.03	6036B0212301 6036B0212401
82	WNC	PIFA	IPEX	TX1:1.76 TX2:0.02	6036B0212101 6036B0212201

83	YAGEO	PIFA	IPEX	TX1:1.44 TX2:-0.47	ANTA0HV12461WLAN3 ANTA0HV12461WLAN4
84	ACON	PIFA	IPEX	TX1:-1.65 TX2:-0.71	6036B0214201 6036B0214101
85	WNC	PIFA	IPEX	TX1:-0.63 TX2:-0.09	6036B0214401 6036B0214301
86	YAGEO	PIFA	IPEX	TX1:-0.72 TX2:-1.97	ANTA0HV12461WLAN5 ANTA0HV12461WLAN6
87	INPAQ	PIFA	IPEX	TX1:0.76 TX2:-0.01	025.901AM.0011 025.901AN.0011
88	Foxconn	PIFA	IPEX	0.29	ANTP2M2-CNC05-EH
89	High-Tek	PIFA	IPEX	TX1: -1.31 TX2: -1.14	0ACAR017015N 0ACAR017016N
90	High-Tek	PIFA	IPEX	TX1: -0.56 TX2: -1.71	0ACAR017017N 0ACAR017018N
91	High-Tek	PIFA	IPEX	TX1: 0.75 TX2: -0.52	DC33001WO00 DC33001WO10
92	INPAQ	PIFA	IPEX	TX1: 1.7 TX2:1.93	WA-P-LB-02-508 WA-P-LB-02-509
93	INPAQ	PIFA	IPEX	TX1: 2.55 TX2: 1.85	WA-P-LB-02-502 WA-P-LB-02-503
94	INPAQ	PIFA	IPEX	TX1:1.55 TX2:0.22	WA-P-LB-02-502 WA-P-LB-02-503
95	INPAQ	PIFA	IPEX	TX1:1.76 TX2:1.59	WA-P-LBLB-02-055 WA-P-LBLB-02-055
96	INPAQ	PIFA	IPEX	TX1:0.00 TX2:-0.82	WA-P-LBLB-02-057 WA-P-LBLB-02-057
97	WNC	PIFA	IPEX	TX1:1.67 TX2:1.56	DQ6415GED00 DQ6415GED00
98	WNC	PIFA	IPEX	TX1:2.48 TX2:2.47	025.901AH.0001 025.901AI.0001
99	WNC	PIFA	IPEX	TX1:-0.54 TX2:1.58	025.901AH.0001 025.901AI.0001
100	INPAQ	PIFA	IPEX	TX1:-0.76 TX2:0.38	WA-P-LBLB-02-058
101	WNC	PIFA	IPEX	TX1:2.41 TX2:2.44	DQ6415GEB00
102	Tongda	PIFA	IPEX	1.42	T-543-9001133-3

103	HONGBO	PIFA	IPEX	0.01	260-23718
104	Foxconn	PIFA	IPEX	TX1:-0.75 TX2:0.33	350504E00-600-G 350504F00-600-G
105	WNC	PIFA	IPEX	TX1:0.34 TX2:1.21	DQ6415GEW00 DQ6415GEW00
106	YAGEO	PIFA	IPEX	TX1:0.77 TX2:0.76	DQ612552W00 DQ612552W00
107	WNC	PIFA	IPEX	0.34	DQ6415GEV00
108	YAGEO	PIFA	IPEX	-0.83	DQ612551W00
109	WNC	PIFA	IPEX	TX1:2.37 TX2:0.91	DQ6415GEY00 DQ6415GEY00
110	YAGEO	PIFA	IPEX	TX1:1.84 TX2:-1.29	DQ612562W00 DQ612562W00
111	WNC	PIFA	IPEX	2.37	DQ6415GEX00
112	YAGEO	PIFA	IPEX	1.04	DQ612561W00
113	YAGEO	PIFA	IPEX	TX1:0.11 TX2:1.47	DQ601072200 (ANTA0HQ10722WLAN1)
114	Foxconn	PIFA	IPEX	TX1:2.63 TX2:0.67	350505Y00-600-G(ANTS2M6-CZ Z52-EH)
115	Foxconn	PIFA	IPEX	TX1:1.62 TX2:0.78	350506100-600-G (ANTS2M1-CZZ49-EH)
116	HIGH-TEK	PIFA	IPEX	TX1:0.80 TX2:0.81	DQ601700400 (0ACQD017004N)
117	INPAQ	PIFA	IPEX	TX1:1.30 TX2:0.98	DQ6LB020508 (WA-P-LBLB-02-056)
118	WNC	PIFA	IPEX	TX1:1.66 TX2:1.82	DQ6415GD500 (81EAA415.GD5)
119	WNC	PIFA	IPEX	TX1:0.10 TX2:0.10	025.90185.0001 025.90186.0001
120	WNC	PIFA	IPEX	TX1:-0.40 TX2:1.11	025.90187.0001 025.90188.0001
121	WNC	PIFA	IPEX	TX1:0.83 TX2:-0.29	025.90183.0001 025.90184.0001
122	WNC	PIFA	IPEX	TX1:0.62 TX2:0.61	025.901AS.0001 025.901AT.0001
123	WNC	PIFA	IPEX	TX1:2.46 TX2:2.44	025.901AS.0001 025.901AT.0001
124	YAGEO	PIFA	IPEX	1.40	ANTA0HQ12571WLAN1

125	WNC	PIFA	IPEX	2.45	81EAA415.GE8
126	HTK	PIFA	IPEX	1.12	0ACQD018004N
127	HTK	PIFA	IPEX	TX1:1.01 TX2:1.63	025.90199.0001 025.9019A.0001
128	WNC	PIFA	IPEX	TX1:1.57 TX2:0.25	025.90197.0001 025.90198.0001
129	HTK	PIFA	IPEX	-0.41	0ACAU017007N
130	ACON	PIFA	IPEX	TX1:1.82 TX2:-0.12	ANP6Y-100208 ANP6Y-100209
131	ICT	PIFA	IPEX	TX1:0.8 TX2:0.1	LA9RF066-CS-H LA9RF067-CS-H
132	ICT	PIFA	IPEX	-2.1	LA9RF076-CS-H