


## 1. Photographs of Conducted Emissions Test Configuration

Test Mode: Mode 3


FRONT VIEW



REAR VIEW




**CLOSE-UP VIEW**




## 2. Photographs of Radiated Emissions Test Configuration

Test Configuration: 30MHz~1GHz / Test Mode: Mode 1

FRONT VIEW



REAR VIEW




**CLOSE-UP VIEW**




**Test Configuration: Above 1GHz / Test Mode: Mode 1**

**FRONT VIEW**



**REAR VIEW**




**CLOSE-UP VIEW**




**Test Configuration: Above 1GHz / Test Mode: Mode 2**

**FRONT VIEW**



**REAR VIEW**




**CLOSE-UP VIEW**






**Test Configuration: Above 1GHz / Test Mode: Mode 3**

**FRONT VIEW**



**REAR VIEW**




**CLOSE-UP VIEW**




**Test Configuration: Above 1GHz / Test Mode: Mode 4**

**FRONT VIEW**



**REAR VIEW**




**CLOSE-UP VIEW**




**Test Configuration: Above 1GHz / Test Mode: Mode 5**

**FRONT VIEW**



**REAR VIEW**




**CLOSE-UP VIEW**




**Test Configuration: Above 1GHz / Test Mode: Mode 6**

**FRONT VIEW**



**REAR VIEW**



CLOSE-UP VIEW



————THE END————