

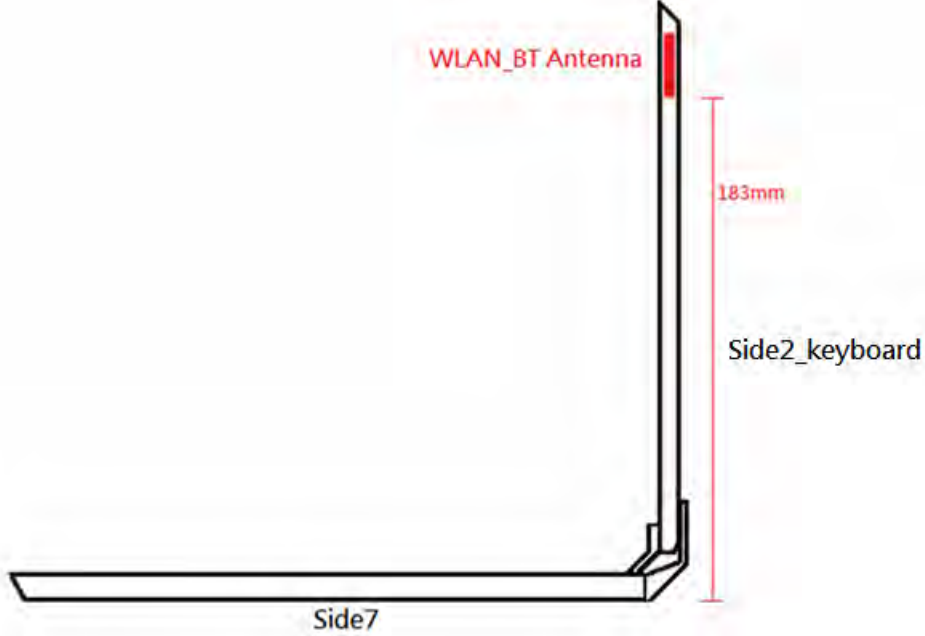


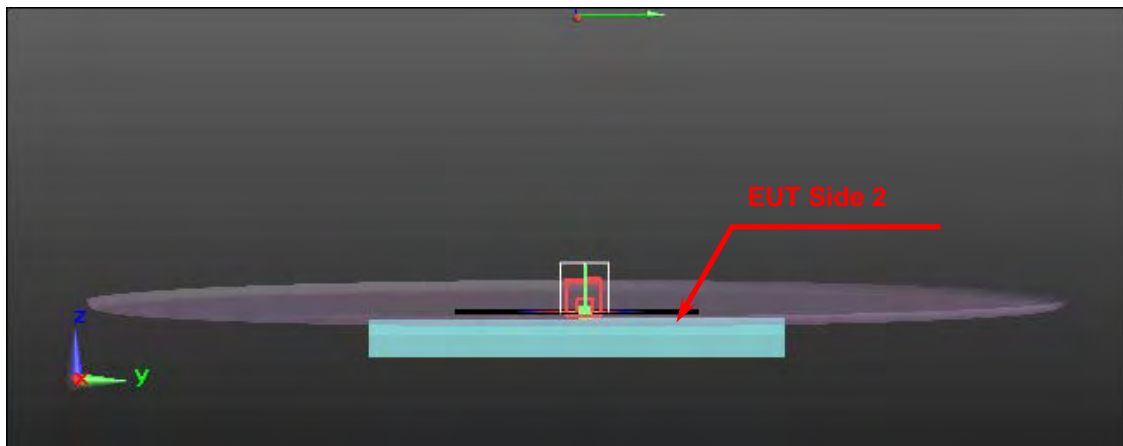
## SAR Test Setup Photographs

EUT Side Definition	
Mode	Side
1	Side 1
2	Side 2
3	Side 3
4	Side 4
5	Side 5
6	Side 6

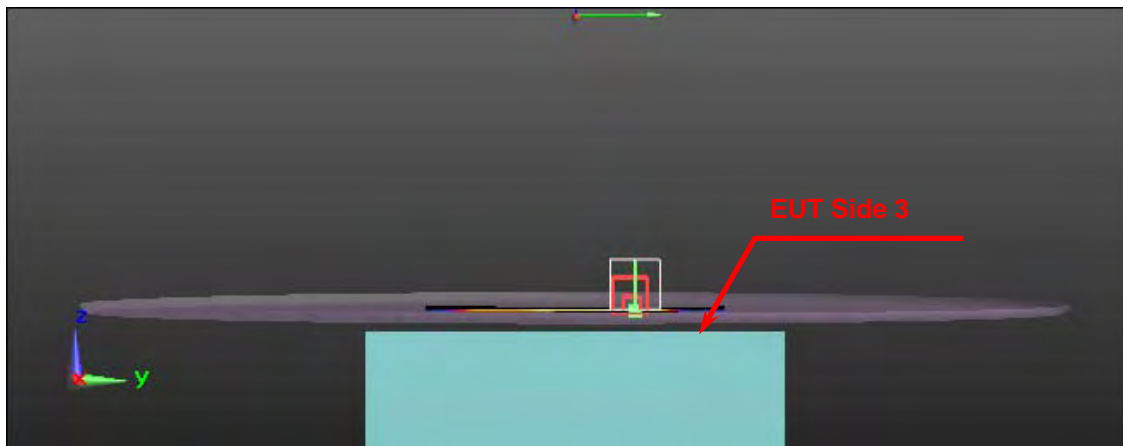
  

  


EUT Side Definition	
Mode	Side
7	Side 7
8	Side 2_ keyboard
 <p>The diagram illustrates the side definition of an EUT. It shows a vertical profile of the device. The horizontal base is labeled 'Side7'. The vertical height is labeled 'Side2_keyboard' and is dimensioned as 183mm. A red vertical bar at the top of the vertical profile is labeled 'WLAN_BT Antenna'.</p>	

Phantom Position : Flat	EUT side : Side 2
Spacing to phantom : 0 mm	Accessory : N/A



Phantom Position : Flat	EUT side : Side 3
Spacing to phantom : 0 mm	Accessory : N/A



Phantom Position : Flat	EUT side : Side 8
Spacing to phantom : 0 mm	Accessory : N/A

