


Appendix F. Setup Photographs

<Conducted Emission>

Mode 1

Remote View





Rear View




<Radiated Emission>


<Sample 1>

Ant. Horizontal

LF



HF




<Sample 2>

<Dipole Antenna>

Ant. Vertical

LF




HF




<PIFA Antenna>

Ant. Horizontal

LF



HF



<Sample 3>


<Dipole Antenna>

Ant. Horizontal

LF




HF




<PIFA Antenna>

Ant. Horizontal

LF



HF



————THE END————