


Appendix F. Setup Photographs

<Conducted Emission>

Mode 1


Remote View





Rear View




<Radiated Emission>**<Sample 1>****Ant. Horizontal****LF****HF**

<Sample 2>

<Dipole Antenna>

Ant. Vertical

LF




HF




<PIFA Antenna>

Ant. Horizontal

LF



HF




<Sample 3>

<Dipole Antenna>

Ant. Vertical

LF




HF




<PIFA Antenna>

Ant. Horizontal

LF



HF



————THE END————