

Appendix F. Setup Photographs

<Conducted Emission>

Mode 3

Remote View





Rear View



<Radiated Emission>


<Sample 1>

Ant. Horizontal

LF



HF



<Sample 2>


<Dipole Antenna>

Ant. Horizonta

LF



HF




<PIFA Antenna>

Ant. Vertical

LF



HF



<Sample 3>


<Dipole Antenna>

Ant. Horizontal

LF



HF




<PIFA Antenna>

Ant. Horizonta

LF



HF



————THE END————