


## Appendix F. Setup Photographs

<Conducted Emission>

Mode 3

Remote View





Rear View



**<Radiated Emission>**


**<Sample 1>**

**Ant. Horizontal**

**LF**



**HF**




<Sample 2>

<Dipole Antenna>

Ant. Vertical

LF



HF




<PIFA Antenna>

Ant. Vertical

LF



HF



<Sample 3>


<Dipole Antenna>

Ant. Horizontal

LF



HF



<PIFA Antenna>

Ant. Horizontal

LF



HF



————THE END————