

# NORTHWEST EMC

**Impinj, Inc.**


**xSpan RFID reader system**

**FCC 2.1091:2016**

**902 – 928 MHz Transceiver**

**Bluetooth Low Energy Module**

**Report # IMPI0002**



NVLAP Lab Code: 200629-0

This report must not be used to claim product certification, approval, or endorsement by NVLAP, NIST, or any agency of the federal government of the United States of America.

# CERTIFICATE OF EVALUATION

Last Date of Evaluation: August 22, 2016

Impinj, Inc.

Model: xSpan RFID reader system

## Radio Equipment Evaluation

### Standards

Specification	Method
FCC 2.1091:2016	FCC KDB 447498 D01 General RF Exposure v06

### Results

Method Clause	Test Description	Applied	Results	Comments
7.2	Maximum Permissible Exposure	Yes	Pass	A 23 cm minimum separation distance must be maintained between the antenna(s) and the user. A statement to that effect (or greater distance) must be contained in the user documentation

### Deviations From Test Standards

None

### Approved By:



Rod Munro, Operations Manager

*Product compliance is the responsibility of the client; therefore, the Evaluations and equipment modes of operation represented in this report were agreed upon by the client, prior to Evaluation. The results of this Evaluation pertain only to the sample(s) Evaluation. The specific description is noted in each of the individual sections of the Evaluation report supporting this certificate of Evaluation. This report reflects only those Evaluations from the referenced standards shown in the certificate of Evaluation. It does not include inspection or verification of labels, identification, marking or user information.*

# REVISION HISTORY

Revision Number		Description	Date	Page Number
00		None		

# ACCREDITATIONS AND AUTHORIZATIONS

---

## United States

---

**FCC** - Designated by the FCC as a Telecommunications Certification Body (TCB). Certification chambers, Open Area Test Sites, and conducted measurement facilities are listed with the FCC.

**A2LA** - Accredited by A2LA to ISO / IEC 17065 as a product certifier. This allows Northwest EMC to certify transmitters to FCC and IC specifications.

**NVLAP** - Each laboratory is accredited by NVLAP to ISO 17025

---

## Canada

---

**IC** - Recognized by Industry Canada as a Certification Body (CB). Certification chambers and Open Area Test Sites are filed with IC.

---

## European Union

---

**European Commission** – Validated by the European Commission as a Notified Body under the R&TTE Directive.

---

## Australia/New Zealand

---

**ACMA** - Recognized by ACMA as a CAB for the acceptance of test data.

---

## Korea

---

**MSIP / RRA** - Recognized by KCC's RRA as a CAB for the acceptance of test data.

---

## Japan

---

**VCCI** - Associate Member of the VCCI. Conducted and radiated measurement facilities are registered.

---

## Taiwan

---

**BSMI** – Recognized by BSMI as a CAB for the acceptance of test data.

**NCC** - Recognized by NCC as a CAB for the acceptance of test data.

---

## Singapore

---

**IDA** – Recognized by IDA as a CAB for the acceptance of test data.

---

## Israel

---

**MOC** – Recognized by MOC as a CAB for the acceptance of test data.

---

## Hong Kong

---

**OFCA** – Recognized by OFCA as a CAB for the acceptance of test data.

---

## Vietnam

---

**MIC** – Recognized by MIC as a CAB for the acceptance of test data.

---


## SCOPE

For details on the Scopes of our Accreditations, please visit:


<http://www.nwemc.com/accreditations/>

<http://gsi.nist.gov/global/docs/cabs/designations.html>

# FACILITIES



<b>California</b> Labs OC01-13 41 Tesla Irvine, CA 92618 (949) 861-8918	<b>Minnesota</b> Labs MN01-08, MN10 9349 W Broadway Ave. Brooklyn Park, MN 55445 (612)-638-5136	<b>New York</b> Labs NY01-04 4939 Jordan Rd. Elbridge, NY 13060 (315) 554-8214	<b>Oregon</b> Labs EV01-12 22975 NW Evergreen Pkwy Hillsboro, OR 97124 (503) 844-4066	<b>Texas</b> Labs TX01-09 3801 E Plano Pkwy Plano, TX 75074 (469) 304-5255	<b>Washington</b> Labs NC01-05 19201 120 <sup>th</sup> Ave NE Bothell, WA 98011 (425)984-6600
<b>NVLAP</b>					
NVLAP Lab Code: 200676-0	NVLAP Lab Code: 200881-0	NVLAP Lab Code: 200761-0	NVLAP Lab Code: 200630-0	NVLAP Lab Code:201049-0	NVLAP Lab Code: 200629-0
<b>Industry Canada</b>					
2834B-1, 2834B-3	2834E-1	N/A	2834D-1, 2834D-2	2834G-1	2834F-1
<b>BSMI</b>					
SL2-IN-E-1154R	SL2-IN-E-1152R	N/A	SL2-IN-E-1017	SL2-IN-E-1158R	SL2-IN-E-1153R
<b>VCCI</b>					
A-0029	A-0109	N/A	A-0108	A-0201	A-0110
<b>Recognized Phase I CAB for ACMA, BSMI, IDA, KCC/RRR, MIC, MOC, NCC, OFCA</b>					
US0158	US0175	N/A	US0017	US0191	US0157



# PRODUCT DESCRIPTION

## Client and Equipment Information

<b>Company Name:</b>	Impinj, Inc.
<b>Address:</b>	400 Fairview Avenue North, Suite 1200
<b>City, State, Zip:</b>	Seattle, WA 98109
<b>Test Requested By:</b>	John Moran
<b>Model:</b>	xSpan RFID reader system
<b>First Date of Test:</b>	July 06, 2016

## Information Provided by the Party Requesting the Evaluation

### Functional Description of the Equipment:

UHF RFID reader gateway system with phased array antenna and Bluetooth radio.

The RFID radio controls maximum allowed transmit power per beam by using a formula of TX power = 36 - antenna gain. The antenna gain per beam is stored in non-volatile memory and is programmed at time of manufacture and is not user accessible.

The system contains a console port which is for installation/engineering use only and USB which is not intended for customer use.

### Evaluation Objective:

To demonstrate compliance with the FCC RF exposure requirements for the RFID and Bluetooth radios that can transmit simultaneously.



# MAXIMUM PERMISSIBLE EXPOSURE (MPE)

## OVERVIEW

Human exposure to RF emissions from mobile devices (47 CFR §2.1091) may be evaluated based on the MPE limits adopted by the FCC for electric and magnetic field strength and/or power density, as appropriate, since exposures are assumed to occur at distances of 20 cm or more from persons. ANSI C95.1:2005 + Amd 1:2010 specifies a minimum separation distance of 20 cm for performing reliable field measurements to determine adherence to MPE limits. If the minimum separation distance between a transmitter and nearby persons is more than 20 cm under normal operating conditions, compliance with MPE limits may be determined at such distance from the transmitter. When applicable, operation instructions and prominent warning labels may be used to alert the exposed persons to maintain a specified distance from the transmitter or to limit their exposure durations and usage conditions to ensure compliance. If the use of warning labels on a transmitter is not effective or desirable, the alternative of performing SAR evaluation with the device at its closest range to persons under normal operating conditions may be used. The field strength and power density limits adopted by the FCC are based on whole-body averaged exposure and the assumption of RF field levels relate most accurately to estimating whole-body averaged SAR. This means some local values of exposures exceeding the stated field strength and power density limits may not necessarily imply non-compliance if the spatial average of spatially averaged RF fields over the exposed portions of a person's body does not exceed the limits.

## COMPLIANCE WITH 2.1091

*"Mobile devices that operate in the Cellular Radiotelephone Service, the Personal Communications Services, the Satellite Communications Services, the General Wireless Communications Service, the Wireless Communications Service, the Maritime Services and the Specialized Mobile Radio Service authorized under subpart H of part 22 of this chapter, parts 24, 25, 26 and 27 of this chapter, part 80 of this chapter (ship earth stations devices only) and part 90 of this chapter are subject to routine environmental evaluation for RF exposure prior to equipment authorization or use if they operate at frequencies of 1.5 GHz or below and their effective radiated power (ERP) is 1.5 watts or more, or if they operate at frequencies above 1.5 GHz and their ERP is 3 watts or more. Unlicensed personal communications service devices, unlicensed millimeter wave devices and unlicensed NII devices authorized under §§15.253, 15.255, and 15.257, and subparts D and E of part 15 of this chapter are also subject to routine environmental evaluation for RF exposure prior to equipment authorization or use if their ERP is 3 watts or more or if they meet the definition of a portable device as specified in §2.1093(b) requiring evaluation under the provisions of that section. **All other mobile and unlicensed transmitting devices are categorically excluded from routine environmental evaluation for RF exposure prior to equipment authorization or use, except as specified in §§1.1307(c) and 1.1307(d) of this chapter. Applications for equipment authorization of mobile and unlicensed transmitting devices subject to routine environmental evaluation must contain a statement confirming compliance with the limits specified in paragraph (d) of this section as part of their application.**"*

**The EUT will only be used with a separation distance of 20 centimeters or greater between the antenna and the body of the user or nearby persons and can therefore be considered a mobile transmitter per 47 CFR 2.1091(b). Per 47 CFR 1.1310, the EUT meets the General Population / Uncontrolled exposure limits listed in Table 1.**

## COMPLIANCE WITH FCC KDB 447498 D01 General RF Exposure Guidance v06

"KDB 447498 D01 General RF Exposure Guidance v06" provides the procedures, requirements, and authorization policies for mobile and portable devices. Section 7.2 best fits the exposure condition described in this report. Since these mobile devices are categorically excluded from routine evaluation; simple calculations may be used to estimate the power density to demonstrate compliance with 47 CFR 1.1310 requirements. The attached estimate shows MPE limits are met for standalone transmission at a boundary distance shown in the table below.

# MAXIMUM PERMISSIBLE EXPOSURE (MPE)

## FCC LIMITS FOR MPE

Limits for General Population /Uncontrolled Exposure: 47 CFR 1.1310

Frequency Range (MHz)	Electric Field Strength (V/m)	Magnetic Field Strength (A/m)	Power Density (mW/cm <sup>2</sup> )	Averaging Time (minutes)
0.3 - 1.34	614	1.63	*(100)	30
1.34 - 30	824/f	2.19/f	*(180/f <sup>2</sup> )	30
30 - 300	27.5	0.073	0.2	30
300 - 1500			f/1500	30
1500 - 100000			1	30

f = frequency in MHz

\* = Plane-wave equivalent power density

## METHOD OF EVALUATION

The exposure level for the radio is evaluated at a 20 cm distance from the radio's transmitting antenna using the general equation:

$$S = \frac{P * G}{4 * \pi * R^2}$$

Where: S = power density (mW/cm<sup>2</sup>)

P = power input to the antenna (mW)

G = numeric power gain relative to an isotropic radiator

R = distance to the center of the radiation of the antenna (20 cm = limit for MPE estimates)

P\*G = EIRP

Solving for S, the maximum power density 20 cm from the transmitting antenna is determined. This level is then compared to the applicable limit for the transmit frequency. If limits were not met at the 20 cm boundary the evaluation distance is increased until the limit is met as shown in the table below.

The level is then compared to the applicable limit for the transmit frequency. This is called the "MPE Ratio". The MPE ratios for each co-located radio are summed. If the sum is less than or equal to one, then the device is excluded from testing and is deemed compliant.



# MAXIMUM PERMISSIBLE EXPOSURE (MPE)

The standalone MPE and summed MPE ratios are summarized in the following table:

Radio	Transmit Frequency (MHz)	Measured Conducted Output Power (dBm)	Duty Cycle	Highest Antenna Gain (dBi)	Minimum Antenna Cable Loss (dB)	Minimum Separation Distance (cm)	Power Density (mW/cm <sup>2</sup> )	Limit (mW/cm <sup>2</sup> )	Ratio
RFID	902.75	28.45	1	7.5	0	23	0.592	0.6	0.9837
Max Ratio									0.9837

Radio	Transmit Frequency (MHz)	Measured Conducted Output Power (mW)	Duty Cycle	Highest Antenna Gain (dBi)	Minimum Antenna Cable Loss (dB)	Minimum Separation Distance (cm)	Power Density (mW/cm <sup>2</sup> )	Limit (mW/cm <sup>2</sup> )	Ratio
BT	2442	1.511	1	0.5	0	23	0.00026	1.0	0.00026
Max Ratio									0.00025

Sum of Maximum Ratios	Limit	Compliant
0.9840	1	Yes