





Photographs of the Test Configuration



Conducted Emission Test (Dipole Antenna)




Conducted Emission Test





Radiated Emission Below 1GHz Test (Dipole Antenna)





Radiated Emission Below 1GHz Test





Radiated Emission Below 1GHz Test (PCB Antenna)





Radiated Emission Below 1GHz Test





Radiated Emission Above 1GHz Test (Dipole Antenna)



Radiated Emission Above 1GHz Test



Radiated Emission Above 1GHz Test (PCB Antenna)



Radiated Emission Above 1GHz Test

