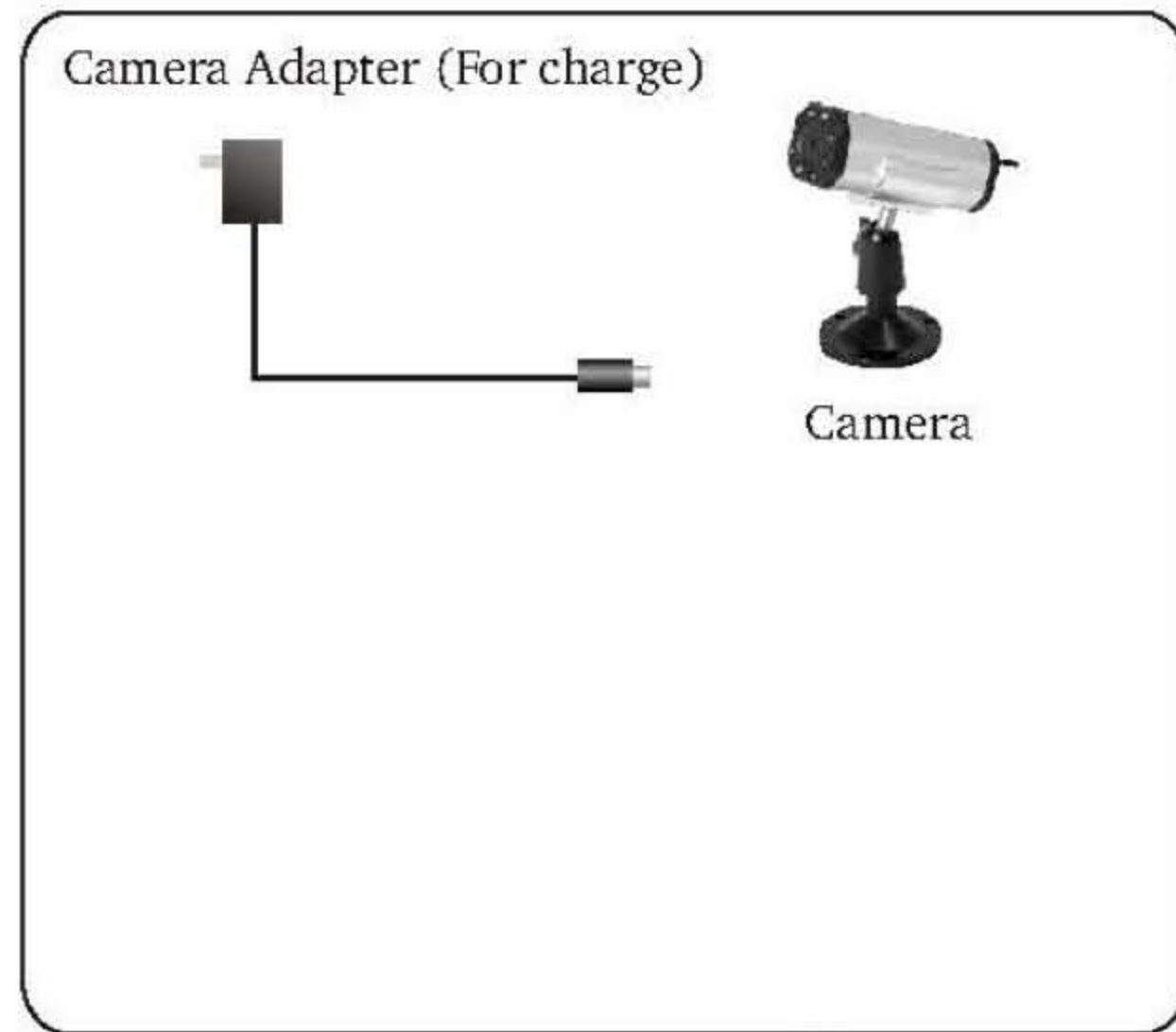


Operation Guide


2.4GHz Wireless Camera
with Built-in Li-battery
Model: ZT-842T

DIAGRAM



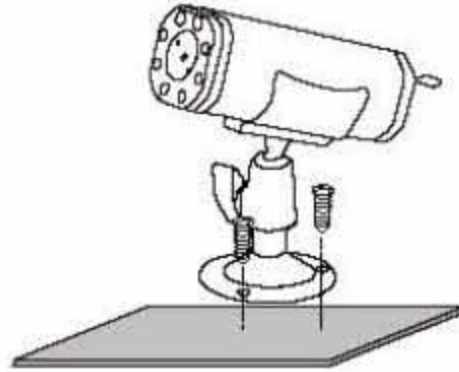
STRUCTURE

CAMERA

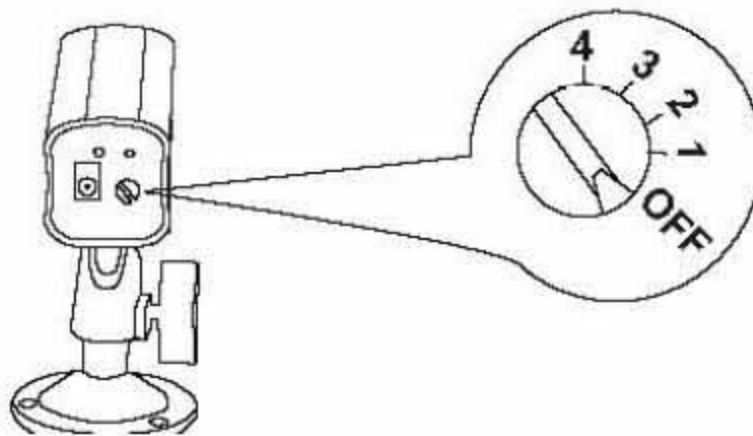


INSTALLATION

1. Locate the camera to a specific position and then adjust it to a suitable angle.



2. Turn on the camera by tuning the power switch from **OFF** to any channel and the power indicator lights up green.



Notes:

- The camera with built-in Li-battery is able to work at least 2 hours continuously and independently anywhere.
- If the battery is dead, please recharge it with the camera adapter (DC 5V 700mA). The charge indicator lights up red during charging and turns dim after a full charge. A full charge will take about 2 hours.
- The power switch must be kept at **OFF** position during charging.



SPECIFICATIONS

ITEMS					
CAMERA	Imaging Sensor	CMOS			
	CMOS Total Pixels	628 × 582(PAL); 510 × 492(NTSC)			
	View Angle	62°			
	Minimum Illumination	0Lux			
	Transmission Frequency	ISM 2,400MHz~2,483MHz			
	Transmission Power	10mW/CE; 2mW/FCC			
	Modulation Type	FM			
	Bandwidth	18MHz			
	Power Supply	+5V _{DC}			
	Battery Type	Lithium Battery			
	Battery Capacity	500mAh			
	Charge Time	2h			
	Working Time	5h	5h(IR OFF) 2h(IR ON)	5h(IR OFF) 2h(IR ON)	5h(IR OFF) 2h(IR ON)
	Unobstructed Effective Range	100m			
	Night Vision Range	Not Available	5m	3m	5m
	Dimensions(W × D × H) (mm) (Excluding bracket)	∅ 30 × 79	∅ 30 × 90	25 × 66 × 25	28 × 90 × 28
	Weight	120g	120g	100g	110g

* Channel Frequency: CH1=2,414MHz; CH2=2,432MHz; CH3=2,450MHz;
CH4=2,468MHz

Warning

This product is for the sole purpose of security and applicable for monitoring in residential houses, shops and companies. The user shall observe local rules, regulations and laws, and shall be solely liable in this regard. This company shall not be liable for any illegalities therein.

Caution:

Any changes or modifications not expressly approved by the party responsible for compliance could void the user's authority to operate the equipment.

Note:

Note: This equipment has been tested and found to comply with the limits for a Class B digital device, pursuant to part 15 of the FCC Rules. These limits are designed to provide reasonable protection against harmful interference in a residential installation. This equipment generates, uses and can radiate radio frequency energy and, if not installed and used in accordance with the instructions, may cause harmful interference to radio communications. However, there is no guarantee that interference will not occur in a particular installation. If this equipment does cause harmful interference to radio or television reception, which can be determined by turning the equipment off and on, the user is encouraged to try to correct the interference by one or more of the following measures:

- Reorient or relocate the receiving antenna.
- Increase the separation between the equipment and receiver.
- Connect the equipment into an outlet on a circuit different from that to which the receiver is connected.
- Consult the dealer or an experienced radio/TV technician for help.

FCC Statement:

This device complies with Part 15 of the FCC Rules. Operation is subject to the following two conditions: (1) this device may not cause harmful interference, and (2) this device must accept any interference received, including interference that may cause undesired operation.