


3.6. Test Photograph

Test Mode : Mode 3: USB LCD on

Description : Front View of Conducted Emission Test Setup



Test Mode : Mode 3: USB LCD on

Description : Back View of Conducted Emission Test Setup



4.6. Test Photograph

Test Mode : Mode 1: Slide Show

Description : Front View of Radiated Emission Test Setup



Test Mode : Mode 1: Slide Show

Description : Back View of Radiated Emission Test Setup



Test Mode : Mode 1: Slide Show

Description : Front View of Radiated Emission Test Setup (Horn)



Test Mode : Mode 1: Slide Show

Description : Back View of Radiated Emission Test Setup (Horn)



Test Mode : Mode 2: REC

Description : Front View of Radiated Emission Test Setup



Test Mode : Mode 2: REC

Description : Back View of Radiated Emission Test Setup



Test Mode : Mode 2: REC

Description : Front View of Radiated Emission Test Setup (Horn)




Test Mode : Mode 2: REC

Description : Back View of Radiated Emission Test Setup (Horn)



Test Mode : Mode 3: USB LCD on

Description : Front View of Radiated Emission Test Setup




Test Mode : Mode 3: USB LCD on

Description : Back View of Radiated Emission Test Setup



Test Mode : Mode 3: USB LCD on

Description : Front View of Radiated Emission Test Setup (Horn)



Test Mode : Mode 3: USB LCD on

Description : Back View of Radiated Emission Test Setup (Horn)



Test Mode : Mode 4: Preview

Description : Front View of Radiated Emission Test Setup



Test Mode : Mode 4: Preview

Description : Back View of Radiated Emission Test Setup



Test Mode : Mode 4: Preview

Description : Front View of Radiated Emission Test Setup (Horn)



Test Mode : Mode 4: Preview

Description : Back View of Radiated Emission Test Setup (Horn)

